



Volume 26 Issue 1

January, 2016

Baste & Banter

Inside this issue

Guest Speaker	2
Important Reminder	3
Program Schedule	
Workshops	4
Quilt Show News	
Opportunity Quilt	5
Retreat Information	
Board List	6
Philanthropy	7
2016 Financials	
Monthly Mini	8
Block of the Month	9
Help Wanted	10
Upcoming Events	11
Membership Application	12
Advertisers	14
Mission Statement	16
Reminders	
Meeting Information	

Happy New Year to Everyone!

I hope your holidays brought your family together with much love and joyous celebration. It's hard to believe that 2016 has arrived and we are about to embark on another year of fun and creativity. I can't wait to see the beautiful quilts that our membership will create this year.

I want to personally thank Shirley Brown for her wonderful leadership as President of our guild during 2015. She did a remarkable job and boy did we have a lot of fun! What a great 25th birthday celebration we had. Shirley was the inspiration behind our celebration. She had great ideas and was the motivation for the gifts we all received, and so thank you Shirley for our fabulous project bags and new pins. I hope you enjoyed the year as much as I did. It was a memorable year thanks to Shirley.

Our new leadership team is ready and willing to plan and execute the best program possible for your enjoyment. My experience with the guild has been so incredibly rewarding and that is why I accepted the position of President. My goal as your President this year is to give back to this guild for the friendships I've made and cherish, the education I've received and the creativity instilled in me from being around so many inspiring quilters. I am planning on increasing my time commitment and I hope you are all there alongside me.

I hope that you will join me to help make this guild even better than it already is. I'm open to suggestions, and I need your help. Please take a look at the unfilled jobs and think about lending a helping hand. I want you to know that I will do everything I can to promote our guild. Please think about challenging yourself. You may not feel confident to take on something you've never done before, and I understand this. I sometimes think...what am I doing as President???? I know one thing.... we will grow as a person by challenging ourselves to do something difficult. Together we can make a huge impact not only on our members and our community, but also on our own personal life by giving back and experiencing the reward of servant leadership. Think of it as making your first quilt...it's a little rough at the beginning, but by the time you finish, you feel like an expert. The guild can only be as good as we make it so I look forward to getting to know each of you better and to work alongside you.



Pat Jordan
951-663-5345

Here's to a great 2016 year!



Lyn Mann



Lyn Mann is one of our own Southern California quilters. She's been quilting for 35 years, and teaching for 29 years. Not only has she designed quilts, but she has also designed mystery quilts. She loves to teach and has taught at several conferences and cruises.

"Lyn is an incredible quilter and an even better teacher. I love her classes and making her quilts because the designs are innovative and beautiful. I feel we are lucky to have her as our "local" teacher!"


Teri Dowdee, Yorba Linda CA

The above testimonial is just one of many on the website: <http://www.quiltsbylyn.com/>

You do not want to miss the January meeting and workshop! She will energize your quilting mojo!

Christine Oliver

How were your holidays?



IMPORTANT REMINDER

IMPORTANT NOTICE
2015 Challenge Quilts Needed
 for Heritage Tour Event
Please Bring to
Meeting on Tuesday,
January 12th

Program Schedule

Valley of the Mist Quilters Guild
 Program and Room Set Ups

	January	February	March	April	May	June	July	August	September	October	November	December
									Anniversary Past Pres Trunk Show			
Program	Speaker	Speaker	Speaker	Speaker	Speaker	Brown Bag	Quilters University	Phil. Sew In	Challenge Quilt	Speaker	Member Showcase	Holiday Party
Block of the Month	yes	yes	yes	yes	yes	no	no	no	yes	yes	yes	no
Challenge Quilt	yes	yes	yes	yes	yes	no	no	no	yes	no	no	no
Charm Squares	yes	yes	yes	yes	yes	no	no	no	yes	yes	yes	no
Door Prizes	yes	yes	yes	yes	yes	no	no	no	yes	yes	yes	no
Library	yes	yes	yes	yes	yes	no	no	no	yes	yes	yes	no
Merchandise Table	yes	yes	yes	yes	yes	no	no	no	yes	yes	yes	no
Monthly Mini	yes	yes	yes	yes	yes	no	no	no	yes	yes	yes	no
Opportunity Quilt	yes	yes	yes	yes	yes	yes	no	no	yes	yes	yes	no
Philanthropy	yes	yes	yes	yes	yes	no	no	no	yes	yes	yes	no
Show and Tell	yes	yes	yes	yes	yes	yes	yes	no	yes	yes	yes	no
Refreshments	yes	yes	yes	yes	yes	yes	yes	yes	yes	yes	yes	yes
						Board provides			Dessert contest			Members Potluck

Workshops

Lyn Mann will offer the choice of four different cool quilt patterns to learn her creative curve technique in Wednesday's class "Throw Tradition a Curve," beginning at 10 AM at the Glen Oak Hills Community Center. Depending on your choice of pattern, you are asked to bring two, three, or four fabrics to complete your quilt in class. All four patterns will be provided as part of your class fee. If you don't have large pieces of fabric on hand she suggests bringing some half yard pieces to learn her technique and complete a block in class. It's not too late to sign up, but please bring your class fee of \$30 to Tuesday's guild meeting.

This Tuesday night is also the last day to sign up and pay for David Taylor's "Basic Appliqué Class" held Wednesday, February 10th, before the class will open up to non-guild members. A kit will be available for an additional fee to complete the "Under the AppleTree" pattern.

Looking forward to seeing you there,
Shelley Wilson



Quilt Show News

First I would like to issue a big apology to Marci Schaffer and her husband. Marci had a slide show and video of the 2015 quilt show prepared to show us at our December general meeting and brought her husband along to help. Somehow it fell through the cracks and we didn't get to see it. I'm sorry Marci and hope we get to view this at another meeting.

For those of you who were not at the December meeting and potluck, I am happy to announce we were able to give \$1200 to each of the three charities the quilt show committee chose to support in 2015. Those charities are Quilts Of Valor, 4 Paws 4 Patriots and the Temecula Community Pantry.

The first quilt show committee meeting of 2016 will be on Tuesday January 26 at 1:30 at Grace Mellman Library. Yes, I know I said the first meeting would be in February but due to our workshop, the availability of the meeting room and my February vacation in Baja I had to schedule it at the end of January. Our meetings will not always be on a Tuesday. The day and time of each meeting will vary throughout the year. Everyone is encouraged and welcome to attend and start planning our 2016 quilt show and auction. Let's make it the best and biggest ever!

Remember, it's never too early to start planning and making those auction quilts keeping in mind that the money we raise goes to very worthy causes.

Gail Ledbetter

2016 Opportunity Quilt

Triangle Ranch

Skillfully & Beautifully Pieced by: Gloria Bachmann, Shirley Brown, Rita Dominguez, Lee Hart, Trudy Rushing, Shelley Wilson and Mary Ziegler.

Lovingly Hand Appliquéd by Jane Ward

Expertly Machine Quilted by Marci Schaffer.

The pattern is called Homestead by Lisa Bongean of Primitive Gatherings.



Retreat Information

Happy New Year Retreaters!

April 1st will be here before we know it, and there is still time to sign up for our retreat at the beautiful Vina de Lestonnac Retreat Center in our own Temecula wine country. If you have not taken part in the past, think about it this year. Ask anyone who has attended, and they will tell you how much fun we have. It's hard to describe but with the most wonderful people you get to spend day and night quilting and enjoying the best fellowship possible.

Date: April 1- 3, 2016. Check in at 9 AM and we can stay until Sunday after Brunch (check out by 2:00 PM).

Cost is \$275, which includes three days of sewing, learning from each other, eating great food, playing games and winning prizes.

You can contact Cheri McDowell or Pat Jordan for more information. We are currently booked full but we might be able to squeeze in another 1-2 people. Let us know if you're interested.

Pat Jordan

Board List

2016 BOARD MEMBER LIST

President: PAT JORDAN
 1st VP: CHRISTINE OLIVER
 2nd VP: SHERI ERAMO
 Ways & Means: TERRI BARRY
 Secretary: SHIRLEY BROWN
 Treasurer: DIANA WHITE

.....

Advertising Coordinator:	PATRICIA OGDEN
Ambassador Chair:	MARLENE OAKS
Block of the Month:	ADRIANE RIDDER & SHELLY McNEELY
Challenge/Mystery Quilt:	SHIRLEY BROWN
Charm Squares/Fat Quarters:	DIANA SHORT & VALERIE ROGERS
Correspondence Secretary:	PATRICIA WEIGEL
Door Prizes:	EDITH NICHOLSON
Facilities:	PATRICIA OGDEN
Friendship Group Coordinator:	LAURA HASKELL
Historian/Photographer:	AVAILABLE
Hospitality:	AVAILABLE
Internal Auditor:	LYNN KORITO
Librarian:	RITA DOMINQUEZ
Membership Assistant:	CANDICE DALTON
Membership Chair:	JANICE EMERSON
Merchandise:	JAN DOLAN & MIYO INOUE KRETSCH
Monthly Mini:	MAUREEN NELSON
Newsletter:	CHERI McDOWELL
Opportunity Quilt (2017) Chair:	SHERI ERAMO
Parliamentarian:	GEORGEANN BEEBE
Past President & Pres. Quilt:	SHIRLEY BROWN
Pet Beds:	AVAILABLE
Philanthropy Chair:	AVAILABLE
Publicity & Pub. Relations Coord:	PATRICIA OGDEN
Quilt Show Assistant:	ELLEN FRENCH
Quilt Show Chair:	GAIL LEDBETTER
Retreat Assistant 2017:	LYNN KORITO
Retreat Coordinator 2017:	SHERRY RIDDLE
Show & Tell:	DOT DEMMIN & LINDA DUHE
SCCQG Representative:	PATRICIA WEIGEL
Website Coordinator:	TINA SANDOVAL
Workshop Coordinator:	SHELLY WILSON

Philanthropy: We Need Your Help!

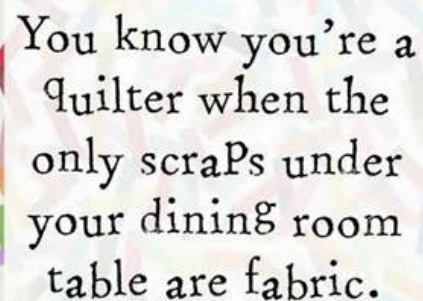
Philanthropy is a major part of our guild. It's highly recognized and a very rewarding position to hold. Please consider volunteering to head up this committee. This would be a great job for a friendship group. We truly do need you!



2016 Financial Records

It's time to close the financial records for the year and with this comes the approval of our 2016 budget. During the January general meeting, we will call for a vote to approve the budget so you'll find when you arrive, a budget on your chair. I would appreciate it if you would take the time when you arrive at the meeting to review the budget so we can proceed through the business meeting quickly and on to our presenter for the month. Thank you for your support.

Pat Jordan



You know you're a
Quilter when the
only scraps under
your dining room
table are fabric.

Monthly Mini



Hello everyone! **Maureen Nelson here for the Monthly Mini.** A new year is starting, and I will be coming around “begging” for your commitment to make a “little quilt” for our monthly drawings. There are 5 months available; March, April, May, Sept, and October. I would also like to get the following year signed up so If you think that you won’t have the time this year, you will certainly be able to “get-er- done” by the following year! Seriously people.....this is a great way to work on a new skill or idea on a small scale. You can choose any theme or challenge yourself to “greatness!” All will be appreciated and the winners will cherish all your hard work. (Actually, they are fast and easy. Hardest part is deciding what you want to do. You will be tempted to make several!) I have a few books on minis, and have found many patterns on line if anyone is interested in getting ideas.

January is an awesome little quilt by Marlene Oaks. Actually, she has made two for us, so February is waiting “on deck.” Her first Mini is a patriotic “little number” that has really nice embroidery work and great quilting. You will all love it, so be ready to take your chances on this little beauty. It would be nice to hang in your quilt room, or bring it out for 4th of July festivities. If you have friends or family in the military, this mini will hold special meaning as a symbol of our country and its values that we all cherish.

See the picture, drool over the great colors, and buy a few tickets at the January meeting. Good luck to all!



Block of the Month

2016 Block of the Month

Bring to February Meeting


Hello all. I hope everyone is ready for another year of block of the month.

This year my sister, Shelly McNeely is officially helping me. You all saw her helping last year, but now if something goes wrong, I can blame her.

As I mentioned in the December 2015 newsletter, our palette this year is very simple: we will be using black, white, grey, and one other color that will be your choice. For illustration purposes, I will be showing black, white, grey, and green. The green represents the position of the pieces that will be in the color of your choice. Also, I don't expect you to use solid color fabrics. Just make sure that when you look at the fabric from short distance away the colors should appear to be black, white, grey, and one other color – just to add a little spice to the block. That other color can be different in every block you make, but should be the same within each individual block.

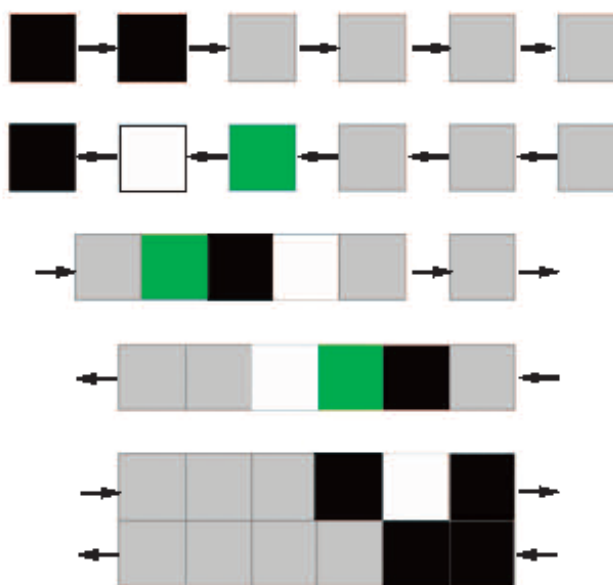
All the blocks will be 12.5 inches square (12 inches finished) and I will have one for every month. Even for the months when if I have to collect them and do the drawings later like I did in 2015. Again this year, I think it would be great if everyone participating sewed at least two of each block: one to keep and one to enter in the monthly drawing. That way you would have a quilt at the end of the year whether you win the drawing or not. Okay, let's go!

This first block is based on a block by Temara Serrao called Fractured Light. I have changed the color placement so it isn't really the same. It is just a 9 patch variation.



Cutting Instructions:

- Gray: cut twenty $2\frac{1}{2}$ " x $2\frac{1}{2}$ " squares
- Black: cut nine $2\frac{1}{2}$ " x $2\frac{1}{2}$ " squares
- White: cut four $2\frac{1}{2}$ " x $2\frac{1}{2}$ " squares
- Green: cut three $2\frac{1}{2}$ " x $2\frac{1}{2}$ " squares



Assembly diagram.

Building the Block: All seams are $\frac{1}{4}$ ".

- Stitch together pieces in horizontal rows and then sew the rows together.
- Press the seams in the direction of the arrows as you go. Alternate the direction of the pressing when sewing together the rows. Your final block should be 12.5 inches square.

Adriane Ridder & Shelly McNeely
Block of the Month coordinators



Help Wanted



WE NEED
YOU

WE WANT YOU!

The Guild is in need of a few people to fill important positions as we head into our 26th year in 2016! The following positions are still open...PLEASE consider if you can help in any way. Contact Pat Jordan or Georgiann Beebe.

HISTORIAN/PHOTOGRAPHER: If you love taking photos, and are able to be at most of the meetings & events, this is the job for you! This job could also be shared.

HOSPITALITY CHAIR: Do you look forward to our snack table at our meetings? The Hospitality Chair arranges for snacks from the members, and sets up the table at each meeting. Two special meetings per year need some planning.....our birthday month in September and our Holiday party in December. Friendship groups...this is calling your name!! A few items need to be taken home & stored.


PHILANTHROPY CHAIR & PET BEDS: Our Guild is a non profit & philanthropic group, so our Philanthropy works continue all year long. A chair-person is needed to oversee the Philanthropy Sewing group, who meet once per month. Fabric & supplies are stored in our Guild storeroom and need to be brought to the meeting place. Each year, many quilts and/or pillowcases are given to various charities & needful organizations and these need to be determined also. Many of our philanthropy quilts are also hung in the annual Outdoor Quilt Show in October. If you want a satisfying job in the Guild, you need look no further. This job could also be shared. **Pet Beds** is a section of our Philanthropy work, and many of you make the beds for dogs & cats in our area shelters. We need someone to oversee this & deliver beds occasionally. Please consider!!



Upcoming Events



Road to California is the premier Quilters' Conference & Showcase west of the Rocky Mountains! Drawing over 39,000 attendees from all over the world, Road to California features over 500 vendor booths, displays more than 900 quilts from all over the globe and awards over \$92,000. The show has expanded to meet the needs of its diverse quilting audience utilizing every square inch of the Ontario Convention Center, and spilling over into the neighboring DoubleTree, Ayres and Radisson Hotels. Road to California has something for ALL Quilts from Art to Traditional, including Modern and Innovative artists. Don't settle, for second best, go to the Best in the West!



South Bay
Quilters Guild
Celebrating 35 Years of Quilting

South Bay Quilters Guild 2016 Quilt Show

"Celebrating the Red, White, and Blue"



Sat, Feb 13, 2016 10 to 4; Sun, Feb 14, 2016 10 to 4

Torrance Cultural Arts Center 3330 Civic Center Drive Torrance, CA 90503

Directions: 405 fwy, exit at Crenshaw; south to Torrance Blvd; west to Madrona, right turn and right turn into parking lot.

Free parking! No strollers or rolling carts, please.

Please note: Cash or check only for admission, opportunity quilt tickets and raffle baskets

Adult (at the door) \$10; Bargain hour 3-4pm \$5 (good for admittance on day of purchase only/no add'l discount); Advance purchase \$8 Children under 10 Free

For information contact: Sue Glass, 310-372-3945; www.southbayquiltersguild.org

Membership Application Form Page 1

Valley of the Mist Quilters Guild
PMB 435, 27475 Ynez Road., Temecula, CA 92591

Membership Form

Dues are \$30 for the year, January 1 through December 31. Our January meeting is the renewal deadline. Please fill out the form below and either mail it to the Guild (Attn: Membership) or turn it in at the next meeting along with your payment. Make checks payable to Valley of the Mist Quilters Guild.

You must have a completed membership form included with your dues payment.

Today's Date: _____ New Member _____ Renewal _____ Membership #: _____

Name: _____ Birthday: Month _____ Day _____

Mailing Address: _____

City: _____ Zip: _____ Phone: _____

Email Address: _____

(This address will be used to email your newsletter.)

May we use photos of you and/or your work on our website? Yes _____ No _____

How would you rate yourself as a quilter? Beginner _____ Intermediate _____ Advanced _____

Are you interested in joining a friendship group? YES _____ NO _____

What type of programs or workshops would you like to see offered? _____

New members, please tell us how you found out about the guild: _____

Guild Participation:

_____ Serve as an elected or appointed official, or in an auxiliary position. Please indicate areas of interest below.

Preference: _____

And/or:

_____ Serve on any standing or special committee.

Quilt Show Committee, Philanthropy Committee, Opportunity Quilt Committee, Membership Committee.

Preference: _____

Members are requested to sell or purchase \$20.00 worth of Opportunity Quilt tickets, participate in the work of the Guild, and the work of the Quilt Show each year.

If you have any questions, please go to our website (valleyofthemistquilters.com) or contact a Board member. You can also write to us at the address above.

Payment:
Membership card:
Guest Pass:
Roster:

VOMQG Membership form pg 1

Membership Application Form Page 2

Quilt Show Participation

Name: _____

Email _____

Date _____

All members of the Valley of the Mist Quilters Guild are asked to help make our annual quilt show successful. The following list includes the most common choices available for quilt show participation. If you have another idea, please contact the Quilt Show Chairperson. This form will be submitted to the Quilt Show Chairperson.

- _____ Work on Quilt Show Committee: attend monthly committee meetings, help plan and execute the quilt show
- _____ Work a minimum of 3 hours at or toward the Quilt Show
- _____ Make and donate a quilt larger than 24" x 24" for the Quilt Show Auction. (This may be done as a group project friendship group or others.)

These forms are also available on our website @
www.valleyofthemistquilters.com.

Please Support Our Advertisers

To advertise In this Wonderful Newsletter,
Please contact Julie Nims

juliesews2@msn.com

Moore's

A Fourth Generation Family Business

Sewing Machines • Sewing Furniture
Notions • Fabric • Vacuums
Special Events • Classes



We are excited to announce another Moore's location
NOW OPEN in Temecula!

Come visit the new store and let us know what you think!

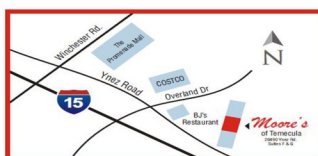
Our stores love to throw parties and host events, and our new Temecula location is no different.

Sign up for our monthly Sew Fun Club, attend one of our in-store or off-site sewing and embroidery events or classes, stop by to see the latest and greatest machines, or just to say "Hello!"

We would love to see your latest projects, help you complete that one you're stuck on, or suggest a new class for you to attend to learn a new technique.

Our Temecula Store Calendar is updated weekly on our website, be sure to check back often to see if there is something you would like to attend.

www.moores-sew.com
951-297-3796



Valley of the Mist Quilters Guild Members receive 10%* off regular priced fabric, accessories, software and sewing notions!

*Savings from MSRP, cannot be combined with any other discounts or offers.

Bluebird Quilts & GALLERY

Fabric • Classes • Custom • Traditional & Art Quilts

Janet & Stephen Bottroff

Sunday Noon-5pm • M-Th 10 am - 6 pm • Fri 10 am - 3 pm • Closed Sat.

www.bluebirdquilts.com

bluebirdquilts@att.net

909.514.0333

Toll Free 877.757.0333

22320 Barton Rd. Ste A, Grand Terrace, CA 92313



Bonnie E. Hallett

Affordable—Starting at .01 per inch
Fast Turnaround—Usually under 2 weeks
Computer guided Pro-Stitcher

35109 Highway 79 #212

Warner Springs, CA 92086

760-782-3763

hallettb@att.net

Hallett's Quilting Service

Please Support Our Advertisers

Fat Quarters Quilt Shop



728 Civic Center Dr.
(formerly Escondido Ave.) ~ Vista, CA 92084
760-758-8308

www.fatquartersquiltshop.com

Monday – Saturday 10 am – 5:30 pm
Closed on Sunday

Over 4000 bolts including:
Civil War and 1930's reproductions –
Moda, Marcus, Andover,
as well as numerous others!
And, now ... Amy Butler!

Check out our 25% off Daily Sales!

Stop by and be inspired -
Meet your friends at Fat Quarters Quilt Shop!

COZY Creative CENTER

756 Jamacha Road, El Cajon, CA

Just 1.5 miles
south of I8.
Take the
Second St exit
in El Cajon.



619-670-0652

CozyCreative.com

BERNINA
made to create

Handi Quilter
Designed by a Quilter, for Quilters.

Koala studios
Free Sewing Machines Custom Built to Order

Open 7 days

Quilts of Valor

Norma E. Enfield

P.O. Box 366

Murrieta, CA 92564

We are a 501(c)(3) non-profit organization

Creating Comfort, Love & Respect
for our Veterans, one quilt at a time

(951) 698-8791

quiltingtwin@verizon.net

www.QOVFTemecula.org

I'd Rather Be Quilt' n

14 Years Long-Arm Machine Quilting
Professional Quality Work @ Affordable Prices
Custom/Pantographs

Pantographs Quilted Edge to Edge

Large Pattern & Thread Selection

Quilter's Dream Battings (100% Cotton, 70/30, poly, wool)

Warm & Natural Batting

Smoke-Free Environment

Ruth A. O'Neill

951-699-4887 Temecula



Sprague Quilts



1660 Ord Way
Oceanside, CA 92056
(757) 710-2816

A Teaching & Working Studio

loissprague@gmail.com

Sincere Sew & Vac

SALES . SERVICE

We Service All Makes And Models

31705 Riverside Dr.
Lake Elsinore, Ca 92530


951-674-1808



Valley of the Mist Quilters

PMB 435
27475 Ynez Road
Temecula, CA 92591

[http://www.
valleyofthemistquilters
.com/](http://www.valleyofthemistquilters.com/)



Our Meeting Location

**Community
Recreation Center**
at 30875 Rancho Vista
Rd. Temecula

Exit the 15 Freeway at
Rancho California Road
and go east. Go to Ynez
Road and turn right. Go to
Rancho Vista Road and
turn left. It is
approximately 1 ½ miles &
on the right-hand side.

**Meetings are the second
Tuesday at 6:45 p.m.**

Social Time 6:15 PM

All sewers welcome.

Please deliver promptly to:

Mission Statement

Our Guild was formed in 1990 and is a non-profit organization.

The purpose of our Guild is to promote cooperation and the
exchange of ideas among those persons interested in or
engaged in quilting and to further the education and
skill levels of our members.



Reminders:

- **General Meeting
Jan. 12**
- **Renew Member-
ship—bring form &
\$30.**
- **Sign-up for work-
shops.**
- **Sign-up for a guild
position**
- **Bring US Vets
donation.**
- **Got news? Bring it
to your editor.**
- **Retreaters: Bring a
Payment Installment**
- **Bring Block of
Month from Decem-
ber's Newsletter**
- **December & January
Babies—bring in**
- **door prize and
snacks.**
- **Get your February
newsletter articles
in EARLY, please!**
- **Board Meeting -
Monday, Jan. 18**
- **Happy New Year!**