

Inside This Issue

Guest Speaker	1
President's Message	2
Quilt Show News	3
Workshops & Opportunity Quilt	4
Monthly Mini & Ambassadors	5
Retreat & Friendship Groups	6
Charm Squares & Merchandise	7
Show & Tell & Brown Bag Event	8
Quilter of Month	9
Block of the Month	10
New Member Tea Library	11
President's Quilt	12
Challenge Quilt	13
David Taylor info	14
Correspondence	15
Places to Go	16
Advertisers	17
Reminders	19

Tuesday, March 8
6:15 social time
6:45 Meeting



Baste & Banter

Meet Laura Heine Our Speaker on March 8



Laura is a native of Montana and owns & operates a 6000 sq. ft. quilt shop in Billings filled with her fabrics and patterns. Her quilts have a modern flair and a collage factor. She began quilting when she was expecting her first child and thought it would be a one time thing. However she has gone on to make countless quilts and has become a fabric & pattern designer, teacher, author & thread designer. She often travels to her speaking & teaching events in her special pink 1956 restored Shasta camping trailer named Flora. Laura's work has won




numerous prestigious awards and her patterns and techniques as well as her fabric design collections are popular all over the world. Don't miss this wonderful evening!



Newsletter Editor: Cheri McDowell
 Webmaster: Tina Sandoval
votmq@yahoo.com
www.valleyofthemistquilters.com



President's Message



Happy St. Patrick's Day quilters! It's said that blue was originally the color associated with **St. Patrick's Day**, but over time green took over in popularity due to Ireland's nickname as "The Emerald Isle", the green in the Irish flag and the clover that **St. Patrick** used in his teachings about Catholicism. To celebrate **St. Patrick's Day**, if you wear **GREEN**, you'll get a chance for a special **door prize**. We also will be celebrating **Easter Sunday** at the end of the month. I hope your Easter Sunday is blessed with the presence of your family.

As I was searching the web, I found during the month of March there are numerous celebrations all over the world. So **Happy National Pig Day, I Want You to be Happy Day, Old Stuff Day, Panic Day, Buzzard's Day, Corn Dog Day**, and the list goes on and on. Enjoy the entire month of March and please try to get some quilting in!


Our 2nd VP's for the last several years have been busy scheduling our nationally recognized speakers and workshop leaders. You will be pleasantly surprised this month because our March meeting features **Laura Heine**. I hope you were able to catch her booth at Road to California. She had continuous lines of people wanting to buy patterns and to talk to her. We are lucky to have her visit our guild and look forward to her teaching us her unique collage technique.

Also at our meeting Marci Schaffer will be setting up our **2015 quilt show video** during the break so if you did not attend last year's quilt show, you'll not want to miss the show!

I'm hoping by the March meeting I will be fully retired (again!). I can't wait to get back to quilting. I have at least 15 UFO's to complete and my goal this year is to "Git R Done!"

With much love, hugs and appreciation for you and your talent – **Happy St. Patrick's Day!**

Your Pres....Pat



THE QUILT SHOW COMMITTEE NEEDS YOU!

Our annual outdoor quilt show happens every year on the **first Saturday in October**. This year, that happens to be **October 1st**, when we will hang our quilts from eaves and balconies and railings around Old Town Temecula (primarily on Front Street) between 10 am and 4 pm.

The quilt show is extremely important to the guild. For one thing, it is easily the most visible thing we do in the community all year. The show is co-sponsored by the City of Temecula, and the merchants of Old Town often say that thanks to the visitors the show brings, quilt show day is their best retail day all year. Another really important aspect of the quilt show for the guild is the financial one. We hold a small quilt silent auction and a large quilt live auction each year, and they constitute the biggest fundraiser we have. After costs, the bulk of the proceeds help fund the many expenses the guild has, including paying for speakers. In addition, a **portion of the proceeds are usually donated to two or three local charities.**

The guild needs your help and commitment in a few ways. First, we need every member to show a few (or a lot!) of their quilts on quilt show day. Please do not get all bashful and think your quilts are not good enough or elaborate enough or whatever. **Every quilt you have made is worthy of hanging in our quilt show.** It is not judged, and no one will take you to task about how well your binding was tacked down, or why you didn't choose a more complicated pattern. Each quilt that is hung contributes to the overall effect of a sea of colorful—and beautiful—quilts hanging outdoors in the sunshine, flapping a little in the breeze. People come from many miles away to see this sight every year. There's no reason why your quilts should not be a part of that! It is critical that we have enough quilts to hang each year so as to "blanket" Old Town with them, so please plan on hanging as many as you can.

Second, we need you to start **making quilts for sale in the large and small auctions!** Quilts in the small auction (no larger than 24" on each side) are donated outright to the cause. Quilts in the large auction, however, are another story. The maker (that's you) can receive up to **50% of the sale price back**, on every quilt, if you wish. And you can set a minimum price! Alternatively, you may wish to donate more than 50% of the sale price—up to 100%—to the guild. Many friendship groups work all year on special quilts that they then donate completely to the guild for the large auction. There's a fair amount of competition between groups for highest bid price! Often, individual quilters find that they have made quilts that they are not especially fond of and decide to sell them in the auction. Whatever the reason, we take everything we can get! We have a professional auctioneer who kept our auction crowd going last year and the **total was over \$9,000.00, a new record for us.** So start thinking about and working on your quilts for the auction!

Last but certainly not least, **we really need your help on the Quilt Show Committee.** There's an awful lot of work that goes into putting the show on every year, and we just can't make it happen with only five committee members, which is all we had as of the end of January. We need several more committee members! **If you have just recently joined the guild, this is an excellent way to help out and get to know other members.** The committee meets once a month, usually at the Grace Melman Library in Temecula, and we have a lot of fun.

Write this down: the next meeting of the Quilt Show Committee is Tuesday, March 1st, at 1:30 at the Grace Melman Library. Please give some serious thought to joining us. We'd love to have you!

Ellen French, Quilt Show Assistant



JOIN US...IT'S FUN!



Workshops

David Taylor's workshop was a resounding success. Participants enthusiastically worked on completing their Apple Tree and I anticipate a lot of sharing come Show and Tell.

March brings **Laura Heine** from Billings, Montana to Valley of the Mist for our third workshop of the year. Many of you saw quilts based on her patterns displayed at Road which sparked an inordinate amount of interest. The workshop is full, but there may be an opening or two before March 9 arrives.


For those who want clarification on the upcoming workshops, **Laura Heine's requires a kit and pattern purchase totaling \$88**, plus specific items on her supply list including 4 yards of Steam a Seam 2, Kay Buckley scissors, fabric fuse glue and an appliqué pressing sheet. No sewing machine is necessary.

April's workshop by Amy Simms asks you bring your own fabric for the 33 x 33" String Star quilt, but spend some time selecting a background fabric and/or a fabric you really love you can use for the border, and from there pull 24 different fabrics from your stash creating three piles of eight fabrics each with strips at least 20 1/2 inches long. Registrants may referred to her website for further insight; <http://www.amisimms.com/stringstar1.html>.

Fabric for **Jan Krentz's Colorwash Hunter Star** in **May** is also easily pulled from your stash as you can see from her samples on display at our meeting, however, she will have kits available for \$25 for those of you who prefer to have her select. She asks for a heads-up so she is sure to prepare enough for class.

We already have eight sign-ups for **October's class with popular instructor Sylvia Phippen** teaching Sashiko and appliqué. Be sure to sign up early to reserve your space. And **June brings our own Georgianne Beebe offering a free class** to guild members in a quilt-as-you-go technique. Sign-up sheets for her Saturday June 11th class will be available at the meeting

Shelley Wilson, Workshop Chair



Opportunity Quilt To Visit

The Busy Bear Quilt Guild will be coming down the mountain from Big Bear to attend our meeting on March 8th. They are proud of their opportunity quilt and will be selling tickets for it. If you can spare an extra dollar or two, buy a few tickets to support our sister guild. I will be arranging a date after the snow melts to go to one of their meetings with our quilt. **I still have many packets of tickets for our opportunity quilt. Any members who have not picked them up can see me at the meeting to get your tickets.**

Gloria Bachmann



Monthly Mini

Hello everyone! Maureen Nelson here for the Monthly Mini!

Just in Time to celebrate "St Paddy's day", this little mini has me "tappin me toes" and I can't stop saying "Always after me lucky charms"! The Pattern is **Shamrock Celebrations**, from Shabby Fabric's Little Blessings collection. All done in traditional green fabric, this little wall hanging is an "Emerald Isle delight". It features a Leprechaun's hat, tilted slightly, which gives it the appearance of dancing. I can almost hear the Celtic Pipes in the background! It makes me want to peek behind the hat to find the "pot of gold" (I'm sure that it's there!)



**** Make sure to wear green to the meeting, and if you do, you will get 4 tickets for \$1.00 instead of the usual 3. **** Come on, Lassies, take a chance and experience the "Luck of the Irish"

March's Mini is brought to you by Sandy Shammass.

Sandy is new to our guild, and rushed right up to volunteer her mini creation for March. Originally from New England, Sandy and her family has lived in the Riverside area since the early 90's and the Temecula area since 2011.

Sandy started quilting in 1996 and has taught quilting and machine embroidery classes in the

Riverside area since 2007. She and her husband of 35 years are expecting their first 2 grand-babies in May!



Ambassadors

We look forward to welcoming you at the door this March. We have made some Irish bookmarks for you, in honor of St. Patrick's Day of course. There are 3 different Irish Blessings and 1 humorous Irish saying. I wonder which one you will pick. Come and find out.

See you at the door,

Marlene



SPRING RETREAT

Our annual Spring Retreat is approaching fast! The dates are **Friday April 1 through Sunday April 3**. The Retreat is held at the beautiful **Vina de Lestonnac Retreat Center** in our lovely Temecula Wine Country. There is ample sewing room...hours of sewing time.....delicious food & snacks... and the friendship and camaraderie that make our Guild so special.

We do have a few openings due to several members having to drop out unexpectedly. With the board's approval, we have opened up this year's retreat to **non members, (fee \$300)** so if you wish to sign up, please notify us immediately. Once we fill our contracted number, we will open a few spots for day trippers. If you are interested in this option....please notify us right away so that we may plan accordingly.

The fee for members is \$275, which includes 2 nights & 3 days, all food and as much sewing and fun time as you can imagine! No cooking or cleaning or errands on this weekend! **Contact Pat Jordan** patjordan1966@gmail.com or **Cheri McDowell** mcdowell22@verizon.net **for sign up or information. April 1- 3, 2016.**



Final details will be sent to all who signed up by first week in March

Friendship Groups

Take a moment to read if friendship and camaraderie interest you

Old timers know I am talking about joining or creating a new friendship group within the Guild. Guild meetings are structured with lots of good things going on, especially when our Guild provides a speaker. Friendship groups are informal and only structured by the members themselves.

We have many established groups in the Guild, some are 10 years old! As life changes our course, we may have to drop out of a group. If getting together with a group of like-minded quilters sounds good to you newcomers, or if established groups would like to add new blood, oops, I mean new quilters, I will try to make that happen for you.



I am the chairperson for Friendship Groups this year, so please contact me! My email address is lhaskell1@twc.com. Thank you for taking the time to read this little ditty about friendship groups. It really is a fun way to make new friends in the Guild

Laura Haskell Friendship Chairperson

Charm Squares

- Come to the Charm Square Table to sign up & get a participation number and the total number of participants for each month.

Charm Squares are fabrics that are NOT washed & should be quilt store quality fabrics.

Cut 4 different fabrics each 6 1/2 inches square for each participant.

Do not use the salvage edge.

Each group of 4 fabrics should be pinned or clipped together with your participation number.


Be responsible for your squares arriving at quilt meeting if you signed up.

- If you signed up in February, the theme for MARCH is anything Spring!
- The APRIL theme will be available at the table. Sign Up!

Questions: Call Diana Short (805) 312-5303



Merchandise Table



Kay Jan Miyo

Merchandise had hearts all a flutter with our 5 Valentine's offerings for February. We received a great response from all of you and it shows in our **\$164 ticket sales**. Congratulations to the lucky winners.

I'd like to thank Norma Skinner for her assistance in helping sell tickets. All the lovely displays and selections are credited to Miyo Inouye-Kretsch and Kay Catalano.

March's theme will be "the wearing of the green" to honor St. Patrick's Day and "No Nino" because we wish we had rain to make it green.

If you have anything new or barely used items consider donating them to Merchandise. Thank you and see you at the Merchandise table.



Show and Tell



We are excited when a lot of members bring their quilts to **Show & Tell**. Remember that we are all levels of quilters and every quilt can be an inspiration to someone.

Please come to our table and sign the quilt name/description and your name into our register. Then sign a ticket for each quilt and place it in the jar. In November we will have a drawing for the gift boxes we are preparing. We have tables in the back where we would like you to lay out your quilts so all can see them before the meeting and at break.

For March, please bring your green quilts, show off your Celtic designs or embellished quilts.

For April, we would love to see your pastel or Easter or Spring themed quilts.

We always like to see any of your recently completed quilts

Thanks for all your support: Dot Demmin & Linda Duhe (951)461-2443

BROWN BAG EVENT




Well, it's that time of the year, again! June is just around the corner and we are getting a late start on collecting items for our **Brown Bag event**. **FOR THOSE OF YOU WHO ARE NEW...** This is one of our main fundraising events of the year. Our **June meeting** is a sea of baskets, put together from your gently used contributions and some new items. Tickets are sold & placed in brown bags attached to the baskets. Guests are free & most everyone goes home a winner! It's always exciting & fun.

I hope everyone will go through their sewing rooms and donate sewing & craft items for our baskets. We will have fewer baskets this year, but hopefully they will be bigger and better. **Remember it's your generosity that helps make this event so successful.** This is a great opportunity for new quilters especially to take home some wonderful items for their stash or sewing rooms.

This year we thought we would ask our friendship groups to get involved to help make this even more exciting. I have baskets I could supply, or your group could use one of your own choice. Just fill it with quilting items, i.e., fat quarters, yard cuts, rulers, gadgets, etc. This could be fun seeing the different baskets each group comes up with! I would like to encourage your group to get involved.

I will begin collecting your gently used items and your usable fabric at our March meeting. Thank you all, in advance, for your donations and participation.

Quilter of the Month: DRU FARRELL



Quilter of the Month Dru Farrell



Dru was born in Charleston, South Carolina. Her love of quilting began at home in a small town not far from Charleston. There, her grandparents were influential in her life.

Dru's grandmother lived to the age of 104! She was the chair of the Quilting Bee in her community, so quilting was always a part of their family life. At the age of 8, Dru's mother taught her how to quilt. At that time, the quilts were all hand-made, tiny stitches holding the pieces together and later quilting the layers by hand too. In fact it wasn't until Dru was 22 when she first sewed a quilt using a machine. Her mother took orders for quilts, and Dru was her helper. What an amazing sewing heritage!


A great adventure began at the age of 17 when Dru went off to the University of Hawaii, where she majored in business management and marketing., finishing her degree at the University of New Orleans. One day, in the Pearl Ridge Shopping Mall, a conversation began between Dru and a handsome Marine. One thing led to another, and they began dating, and 3 1/2 years later they were married back in South Carolina.

They lived various places, perhaps the favorite was 7 years in Japan. Dru says by the time they left there, she could speak Japanese. It has faded a bit, but it would come all back if she went to Japan for awhile. Eventually her husband was stationed at Camp Pendleton. She didn't want to live in San Diego, and she fell in love with Temecula. The area reminded her of where she grew up. They moved here in 2003. By that time, they had 3 children and all the activities of a busy family. Dru's husband is now retired from the military and is a civilian employee working as a budget analyst. Their oldest daughter is married and has added a wonderful son-in-law to the family.

Dru entered the quilting world of our valley with Dot's YaYa quilting group at the Murrieta Senior Center, then, after Calico Cottage closed, joined the guild. She credits Ellen French for getting her interested in the guild. Ellen hung the opportunity quilt at Calico Cottage and they all sold tickets. Ellen told her that she had sold so many tickets, why didn't she join? Dru supports the guild in many ways, even though she is not always able to attend. She says that in addition to still selling tickets for the opportunity quilt, she also helps with merchandise items and gift certificates. She got more involved when Terri was president, and thinks this is a great group of people. .

Her favorite quilts to make are pieced and scrappy. She occasionally does other types if something strikes her, but mostly sticks to her favorite. Every Spring, she cuts out fabric to make 7 to 10 kits and then makes them up in the Summer when the kids are out of school. She gives most away to charity, especially Wounded Warriors.

She is presently the manager of Primitive Gatherings, and you probably remember her from the Coop as well as Calico Cottage. Her current project is to outfit St. Jean de Lestonnac retreat with 90"x100" quilts for all 87 beds. She realized they host many quilt retreats each year, yet the beds had ordinary coverlets. She has a number of people involved, 2 stores have donated batting, and so far 25 quilts are made. When there is no class at Primitive Gatherings, she invites people to come and work on these quilts. Dru is a special part of the quilting world in our community and such an inspiration.



Her final statement in the interview was about her two hopes:

- to get more and more younger people involved in quilting
- and that women would be more supportive of each other.

Who will be quilter of the month next month?

Maybe it will be you.

Written by Marlene Oaks



Block of The Month 2016: Block #3

This month we are continuing our black, white, grey, and one color of your choice palette. We encourage you to make two blocks, one to enter in the drawing and one to keep. This block is pretty simple, but be accurate on your seams and sew a scant quarter inch. The block is called Modern Twist by Brandy Maslowski. We have simplified her instructions. Basically you make two half blocks and then sew them together. If you are making two blocks then just double everything.

Cutting Instructions (for one block):

From the White: Two 3.5" x 9.5" strips (A)

From the Black: Cut one 1.5" x 42" (WOF) strip; recut into:


- Cut four 1.5" squares (B)
- Cut two 1.5" x 6.5" strips (C)
- Cut two 1.5" x 9.5" strips (D)

From the Gray: Cut one 1.5" x 35" (WOF) strip; recut into:

- Cut two 1.5" squares (E)
- Cut two 1.5" x 6.5" strips (F)
- Cut two 1.5" x 8.5" strips (G)

From the Green (your color): Cut one 1.5" x 30" strip; recut into:

- Cut two 1.5" x 6.5" strips (H)
- Cut two 1.5" x 7.5" strips (I)



General Instructions:

1. Start by stitching white strip A to black strip D. Press to the black
2. Sew the gray strip G to a black B square. Press to the black. Sew this strip on the long side to the Black side of the unit made above, noting orientation. Press to the black.
3. Sew a gray square E to a Black square B. Press to the gray. Stitch this to a green (your color) strip I on the gray side. Press to the green. Sew this unit to the unit made above. Press to the gray.
4. Stitch the green (your color) H strip to the top of the unit made above (along the A, D, G, and I side.) Press to the green.
5. Stitch a gray F strip to the green (your color) H strip. Press to the gray.
6. Stitch a black C strip to the gray F strip. Press to the black.
7. Set the half of the block aside.
8. Repeat steps 1 through 6.
9. Referring to the picture, turn one of the block halves around and sew the rectangles together along the lengthwise sides.
10. Press and using a 12.5" square up ruler, trim to get a 12.5" block. Repeat to make a second block!

Good luck.

Adriane Ridder & Shelly McNeely
Block of the Month Coordinators



NEW MEMBER TEA - SAVE THE DATE



New Member Tea

Valley of the Mist Quilters Guild will be hosting a New Member Tea so please mark your calendars!

Save the date for Saturday, June 25th from 2-4 pm. We will be sending invitations during the first week in June to all new members since January, 2015.

This will be a great opportunity to find out more about our guild, get to know everyone better and enjoy an afternoon tea. You are encouraged to bring a show & tell project (does not have to be finished) and we'll have a few door prizes as well.

Watch for details and invitations.

Hosted by Candice Dalton, Janice Emmerson, & Pat Jordan



Library

In our small library we have many books for quilting holiday, country folk art, crazy quilts, pattern books and many more books.

We have two new books Two Hour Quilted Christmas Project by Cheri Saffiote and Quick Country Quilting (you really can make In a week) by Debbie Mumm

I found this book Romancing Ribbons Into Flowers by Elly Sienkiewicz..it has not been checked out in a while. So much fun.

Rita

Do you have any favorite on-line quilting/ sewing sites? Let us know and we will create a listing of sites to explore.

Here is a fun one to explore.

• www.365creativedresses.blogspot.com/

PRESIDENT'S QUILT

President's Quilt

There was a great response at the February meeting and all the kits were taken. I know many others would like to participate so more kits to come in April.

I won't be at the March meeting, so if you have completed blocks, please hold them until April. Thank you for your generous support. Pat has served the guild long and with great fervor and deserves the nicest quilt we can make...and it's going to be great.

Keep smiling!

Shirley

If you have not renewed your membership, please take a moment to fill out a membership renewal form & bring with your \$30 check to the March Meeting. These Forms are available on our website www.valleyofthemistquilters.com

***Do you
have quilting related jokes, antidotes, or
sayings?
Do you have a fun quilt story to tell?
Do you have news that Guild members will enjoy?
SUBMIT to your newsletter editor!***

CHALLENGE QUILT



Valley of the Mist Quilters Guild 2014 Challenge Quilt Rules

Our Hispanic Heritage



Heritage" is defined as the customs and traditions that are handed down from generation to generation of families and society. Hispanic culture is prevalent throughout beautiful California from the Spanish architecture we see all around us to the names of many of our cities and streets. Jane Tenorio-Coscarelli will be our featured quilter at the 2016 quilt show. She is known for her colorful quilts depicting Hispanic themes, plus National Hispanic Heritage month runs from September 15th to October 15th...right in line with September meeting and our quilt show. We will be celebrating by making this the theme for our 2016 Valley of the Mist Challenge Quilts.

Rules

- ☀ Entry must be a new quilt created especially for this challenge.
- ☀ The quilt theme must be a clear representation of some aspect of Hispanic heritage. For example, architecture, food, traditions, holidays, color, etc.
- ☀ Quilt may be pieced, appliqued, or drawn. Art mediums may be used such as fabric paints, watercolor pencils or crayons or ink.
- ☀ Quilt may be an original design or made using a published pattern.
- ☀ Name your quilt and pin a 3x5 card to the front telling us more about it. Your name may not be on this card and the label on the back will be covered.
- ☀ Quilt must be labeled on the back with the name of the quilt, indicating whether design is original or pattern. Should a published pattern be used, note the name of the pattern and the designer. Include your name and date of completion.
- ☀ Finished quilts will be displayed at the September 13th meeting where members will vote. There will be three ribbons awarded: best interpretation of theme, best use of color, and most innovative. Winners will be announced at September meeting and will be on display at the quilt show in Old Town
- ☀ Challenge chairperson will hold all of the quilts for display at the quilt show in Old Town on October 1st. Quilts will be available for pickup on quilt show day at 4:00 pm or at the November 9th guild meeting.

Contact: Shirley Brown

sebrown236@gmail.com

(951) 210-0560



Correspondence Re: David Taylor



David Taylor was our speaker in February, and he provided us with a wonderful evening of stories and quilts. Unfortunately, David's home in Steamboat Springs CO sustained major damage from a fire just after he left here to teach in Chicago. The following is information from fellow quilter Ricky Tims regarding the latest about the fire and the losses for David & his quilts. The good news is that many of his treasures are safe, and most importantly that there were no people involved or injured. However, for a quilt artist, the loss is huge and if you would like to support David with a note of encouragement and/or a gift of thread...please read the following. **You can message him on Facebook, or use his website**

www.davidtaylorquilts.com to contact him.

****THERE WILL BE A SPECIAL BOX TO COLLECT THREADS FOR DAVID AT THE MARCH MEETING AND THE GUILD WILL SEND THE DONATIONS IF YOU WISH TO CONTRIBUTE****

UPDATE TO HELP DAVID TAYLOR: (by Ricky Tims)

I have spoken with David Taylor and have more details about the explosion and fire at David Taylor's home last Tuesday evening, February 17, 2016. The explosion is under investigation, but it appears that ice/snow slid from the roof onto the gas meter causing it to breach the line and cause the explosion. David was not home at the time. He was teaching in Chicago.

What was lost:

His very first quilt is gone. It was made from his Grandmother's pattern from calico prints. In David's words, "It's just gone, it's nothing but charred ruins."

His first pictorial quilt, Woodland Sprits, is gone.

The quilt he has worked on as a personal project since 2003 (which was nearing completion and was on his Handy Quilter), is gone.

His BERNINA sewing machines and his Handy Quilter Sweet 16 are gone.

All of his threads are gone.

What was not lost:

His extensive Harry Potter collection is untouched - pristine, untouched.

His bedroom, untouched.

His new Hogwarts model that he created after Christmas was in his kitchen. Most everything in the kitchen is gone, but the Hogwarts model is untouched.

His fabrics are covered in soot, but appear to be salvageable and members of his guild in Steamboat Springs will assist in caring for them.

His most beloved quilt, "Did you Wash your Beak?", is on exhibit at the Rocky Mountain Quilt Museum so it was not in his home at the time.

Insurance:

David says he has excellent insurance which had been recently increased due to nearby wildfires in recent years. The insurance will replace everything that is replaceable. Obviously they cannot replace his one-of-a-kind treasured quilts.

The future:

David's insurance will also provide him lodging until he can return home. At this time it is not sure if the structure will be restored, torn down and rebuilt, or whether or not he will have to relocate. David expects several months of being displaced.

David plans to continue with his teaching commitments.

David has a very strong support group so he will not be abandoned in his time of need.

Show your support:

For those who wish to do something as a way of supporting him and letting him know you care, I am creating a thread drive to replace his threads. **David only uses cotton threads. He uses solid and variegated threads by Superior, Sulky, YLI, and Aurifil.** If you would like to help replenish David's thread collection as a way to say you care, please send a spool or two (doesn't have to be new), to:

**Threads for David
c/o Ricky Tims
PO Box 392
La Veta, CO 81055**

More Correspondence

NOTE re: Country Heritage Tour Group Afternoon Event:

To Valley of the Mist Quilters Guild....Hello, I can't believe a whole week has passed since you all welcomed us to your town and your Guild. What an unexpected surprise. It was the highlight of my trip! If you are ever up in Washington, call The Quilters on the Rock & we will be happy to host you.

Kim Martin, OakHarbor, Washington

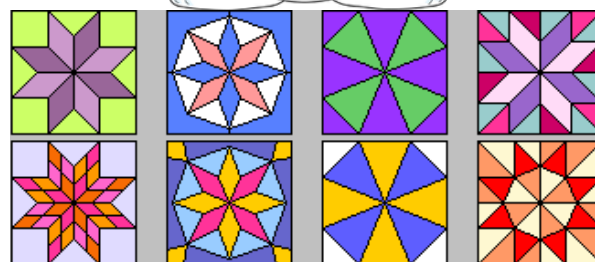
A Note of Thanks from



Animal Friends of the Valleys

*Dear Valley of the Mist Quilters,
Thank you for making a
donation of twenty quilted ped
beds. Donors like you make
such a difference to our shelter.
We truly could not do it without
your help!*

*Sincerely,
Kristine M. Anderson
Kristine Anderson, President
Animal Friends of the Valleys
Board of Directors & Staff*



Places To Go.....Quilts To See

- **March 4 & 5: DESERT GUILDS QUILT SHOW 2016**
PALM SPRINGS PAVILION
401 Pavilion Way
Palm Springs, CA
INFORMATION: PO Box 1181, Yucca Valley, CA 92286 www.desertguildsqiltshow.com
- **March 3,4 & 5, 2016: POMONA QUILT, CRAFT & SEWING FESTIVAL**
Workshops, Seminars & Vendors
Thurs. & Fri: 10 am - 5 pm, Sat: 10 am-4 pm
Building 6 @ Fairplex in Pomona
INFORMATION: quiltcraftsew.com
- **January 16-April 3 VISIONS ART MUSEUM**
Exhibitions by: Kathleen Probst, Yvonne Porcella, Darcy Falk
2825 Dewey Road, Suite 100 San Diego, CA 92106
619-546-4872 www.visionsartmuseum.org
Gallery Hours: Tuesday thru Saturday 10 am to 4 pm
Sunday Noon to 4pm
- **January 30-April 3, 2016 TEMECULA VALLEY MUSEUM**
"Quilted Pages" Exhibit featuring Allyson Allen
INFORMATION: (951) 694-6450 www.temeculamuseum.org
- **April 9, 2016: SOUTHERN CALIFORNIA COUNCIL OF QUILT GUILDS**
MEET THE TEACHERS meeting
9:30 am - 2 pm
Southern California Teachers Booths & Vendor Booths
Carson Community Center 801 E. Carson St., Carson, CA
INFORMATION: Sue Glass (310)372-3945, sue.glass@verizon.net
- **April 22 & 23: CAMARILLO QUILTERS** Association presents:
"QUILTING BY THE SEA"
Quilt show, Vendor mall & more
Ventura County Fairgrounds
INFORMATION: www.camarilloquilters.org
- **June 4-5, 2016 BEACH CITIES QUILTERS GUILD**
"FantaSea of Quilts"
Quilt Show, Vendors, Opportunity Quilt drawing, Hoffman Challenge Quilts
Soka University Gym: 1 University Drive, Aliso Viejo CA 92656
INFORMATION: www.beachcitiesquilters.com



Please Support Our Advertisers



Sincere Sew & Vac

SALES . SERVICE

We Service All Makes And Models

31705 Riverside Dr.
Lake Elsinore, Ca 92530

951-674-1808

COZY Creative CENTER

756 Jamacha Road, El Cajon, CA

Just 1.5 miles
south of I8.
Take the
Second St exit
in El Cajon.



619-670-0652

CozyCreative.com

BERNINA
made to create

Handi Quilter
Designed by a Quilter, for Quilters.

Koala studios
Fine Sewing Furniture Custom Built in America

**Open 7 days
a week**



Sunday Noon-5pm • M-Th 10 am - 6 pm • Fri 10 am - 3pm • Closed Sat
www.bluebirdquilts.com / 909.514.0333



Bonnie E. Hallett

Affordable—Starting at .01 per inch
Fast Turnaround—Usually under 2 weeks
Computer guided Pro-Stitcher

**Hallett's Quilting
Service**

35109 Highway 79 #212
Warner Springs, CA 92086
760-782-3763
hallettb@att.net

Quilts of Valor

Norma E. Enfield

P.O. Box 366

Murrieta, CA 92564

We are a 501(c)(3) non-profit organization

Creating Comfort, Love & Respect
for our Veterans, one quilt at a time

(951) 698-8791

quiltingtwin@verizon.net

www.QOVFTemecula.org

Sprague Quilts

1660 Ord Way
Oceanside, CA 92056
(757) 710-2816

A Teaching & Working Studio

loissprague@gmail.com



Ready for Spring

Fat Quarters Quilt Shop



728 Civic Center Dr.
(formerly Escondido Ave)
Vista, CA 92084
760-758-8308

www.fatquartersquiltshop.com

Monday thru Saturday 10:00 am – 5:30 pm
Closed on Sunday

Over 4000 bolts of the **NEWEST** fabrics!
Check out our 25% off Daily Sales!

Stop by and be inspired -
Meet your friends at Fat Quarters Quilt Shop!
Quilting the world together one stitch at a time since
1999!

I'd Rather Be Quilt' n

14 Years Long-Arm Machine Quilting
Professional Quality Work @ Affordable Prices
Custom/Pantographs
Pantographs Quilted Edge to Edge
Large Pattern & Thread Selection
Quilter's Dream Battings (100% Cotton, 70/30, poly, wool)
Warm & Natural Batting
Smoke-Free Environment
Ruth A. O'Neill
951-699-4887 Temecula



**To advertise in this
Newsletter
Please Contact: Cheri McDowell
mcdowell22@verizon.net**





DELIVER PROMPTLY TO:

Valley of the
Mist Quilters
27475 Ynez Rd.#435
Temecula, CA 92591
[http://www.
valleyofthemistquilters.com](http://www.valleyofthemistquilters.com)



Find us on
Facebook

MISSION STATEMENT

Our Guild was formed in 1990 and is a non-profit organization. The purpose of our Guild is to promote cooperation and the exchange of ideas among those persons interested in or engaged in quilting and to further the education and skill levels of our members.

Our Meeting Location

**Community
Recreation Center
30875 Rancho
Vista Rd.
Temecula, CA**

Exit the 15 Freeway at
Rancho California Rd.
and go East.
Go to Ynez Rd. and
turn right.
Go to Rancho Vista
Rd. and turn Left
The CRC is
approximately 1.5
miles on the right-
hand side.

**All Sewers
Welcome**

DON'T FORGET!

- ☐ General Meeting
Tues., March 8th
@ ***6:15 pm***
(remember time
change)

- ☐ Don't forget to
wear **GREEN** for
an extra door
prize ticket 🍀

- ☐ Renew
Membership
Bring form & \$30

- ☐ Sign up for
Workshops

- ☐ Retreat openings:
Bring payment



- ☐ Bring Block of
the Month

- ☐ Bring Show & Tell

- ☐ Bring **US** Vets
Donation

- ☐ Bring Charm
Squares

- ☐ Get your
newsletter
articles in by the
20th of each
month

- ☐ ***March
Birthdays?***
Bring door prize
& snack to
share

- ☐ Bring items for
Brown Bag Event

- ☐ Bring cotton
thread donation
for David Taylor

- ☐ Board Meeting on
Monday, March
14th @ Moore's,
6:30 pm