



# Baste & Banter

## Inside This Issue

Guest Speaker	1
President's Message	2
Quilt Show News	3
Workshops & Ambassadors	4
Show & Tell & Merchandise Table	5
Sunshine & Shadow & Retreat	6
Basket Bonanza & Pres. Quilt	7
Charm Squares & Quilts of Valor	8
Quilter of Month	9
Block of the Month	10
New Member Tea & Pillow Cases	11
Help Veterans	12
Challenge Quilt	13
Correspondence	14
Places to Go	17
Advertisers	18
Don't Forget	20



Our April speaker, **Ami Sims** (she states...."Ami rhymes with salami, but I'll answer to any lunch meat"), has been a quilter since the 1970's when she was conducting research among the Old Order Amish in Indiana for her undergrad thesis in Anthropology. She has been a public school teacher, and since 1982 has traveled throughout the US and other countries leading workshops and giving lectures on the art of quilting.

**Ami has made over 200 quilts** of varying sizes & genres, both hand and machine quilting. She has authored 9 books on quilting, appeared in many tv shows and was the creator of the very successful Alzheimer's Art Quilt Initiative as well as the Worst quilt in the World Contest. She was named the 2005 Teacher of the Year by Professional Quilter Magazine. She lives in Flint, Michigan with her husband Steve & Scooter the Wonder Dog. She has a grown daughter and granddaughter Zoey.

Her lecture on **April 12th** is titled **"How Not to Make a Prize Winning Quilt"**....so be prepared to enjoy an evening of her quilts and quilting wisdom!



**Tuesday, April 12,**  
**6:15 social time**  
**6:45 Meeting**

Newsletter Editor: Cheri McDowell  
 Webmaster: Tina Sandoval  
 votmq@yahoo.com  
[www.valleyofthemistquilters.com](http://www.valleyofthemistquilters.com)  
 Follow us on Facebook

# President's Message



Happy **April** quilters! For our **April 12th meeting**, I found that our meeting just happened to land on the 'Draw a Picture of a Bird' Day. According to the Draw a Bird Day website, this day was created as a way to express joy in the very simplest of things in life and as a way to help soldiers everywhere forget war and suffering even if only for a short time. The reason I found this compelling and to use it as our theme for the month was because of the story I found on the website.

## Origin of "Draw a Picture of a Bird Day":

On April, 1943, 7-year-old Dorie Cooper visited her uncle in the hospital. He had been injured in WWII, having lost his leg to a land mine. She asked him to draw a picture of a bird. He did, and she teased him saying it wasn't a very good picture, but she would hang it in her room. This lifted his spirits. Three years later, Dorie was struck and killed by a car. At her funeral there were many bird pictures and drawings, prompting the creation of this day.

I was touched by this story and hope you are as well.....**so if you wear something with a bird on it (or bring a quilt OR other sewing project with a bird on it), you'll get a chance for a special door prize? In honor of our Draw a Picture of a Bird Day, I will give away a very nice door prize that I know you will be thrilled with.**

**We** are all in for a treat with our speaker this month. I haven't had the privilege of meeting Ami Simms, but after reviewing her website, I'm very excited about her coming to visit our guild. Her past students are quoted as saying she is a wonderful teacher and what a joy it was to take her workshop. I love the fact that you can use your own fabric and there is no pattern. This makes it affordable for everyone. I'm finding it is really fun to collect 25 different fabrics to see how they work together.

I also want to point out we have a few members with medical illnesses, and they need time to take care of themselves. Several members have stepped up to help. I'm always amazed at how special our membership is. I want to thank Sherry Riddle, Cheri McDowell, and Tawnya O'Herron who have added additional tasks to their already existing guild responsibilities to help us maintain our program. If you can find some time to offer your help, please let me know. Distributing the tasks further would really help.

With appreciation for you and your talents,

Your Pres....Pat



## \* 2016 OLD TOWN QUILT SHOW NEWS

A big thank you to all who have volunteered to serve on the quilt show committee! We greatly appreciate your help. And hey, if you didn't volunteer yet but are thinking you might, we welcome your participation at any time!

As the committee begins the work of sorting out and arranging the details of this fall's show, all Guild members can help us in other ways as well.

- 1) **Plan to hang your quilts in the show.** As we have mentioned before, every quilt you have made is worthy of hanging in this show. When Marci Schaffer finally gets a chance to show us the DVD of last year's quilt show, you'll see why. Even the quilt you made when you first started quilting will fit in. Really! Each quilt that hangs as a small part of the whole show is sort of like a single fabric in a scrap quilt. All the fabrics blend into a lovely, scrappy whole.
- 2) **Plan to make quilts for the large quilt live auction and items for the silent auction.** Although the Silent Auction was recently expanded (goods-wise) to include table runners in addition to the mini quilts, it now includes even more! This year you can also donate aprons and totes/bags! So now there are many more options for donations to the silent auction.

Don't forget you can receive up to 50% of the sale price of quilts sold in the live auction, and this can really add up! *You* set the minimum price (if you wish). We are happy to give you advice based on how quilts have sold in the past; just ask us. Our auctioneer is very, very good, and he really increased bid totals on quilts sold last year. We are optimistic for 2016 sales figures!

Friendship groups, feel free to start work on a cooperative group quilt for the live auction. Several groups do this each year, and there's always a friendly rivalry over whose quilts get the highest bids!

**The next quilt show committee meeting will be Friday, April 8, at 1:00 pm at the Grace Mellman Public Library in Temecula. Hope to see you there!**

--Ellen French, Quilt Show Assistant



### Different Ways/Areas for Hanging Quilts in our Quilt Show

There are several different ways you could display the quilts that you make in our upcoming 17th Annual Old Town Temecula Outdoor Quilt Show, taking place on Saturday, October 1st, 2016. **Below are the ways & the persons to contact for further information.**

1. **Display quilts in the quilt show:** Gail Ledbetter/Ellen French
2. **Large Quilt Live Auction:** Gail Ledbetter/Ellen French
3. **Small Quilt Silent Auction** (perimeter less than 100", table runners, bags, aprons) Candice Dalton
4. **Challenge Quilts:** Shirley Brown
5. **Quilt Walk:** (Quilts are hung in participating Old Town businesses 2 weeks prior to show) Marlene Oaks
6. **Philanthropy:** (Quilts hung in the show & then donated to community organizations predetermined by philanthropy committee) Diana White

As we get closer to the date of the quilt show, we will be asking for your help in specific areas and will be asking for sign ups in August & September.

**Thank you very much in advance for planning to hang your quilts in the show!**

Gail Ledbetter  
Quilt Show Chair




Well, our **Laura Heine workshop** is behind us, and I know many attendees are fervently assembling their last appliquéés to fuse. What a lot of fun we had in the excitement of making our own creation!

**Ami Simms' workshop in April** promises to be very gratifying in that we can use what's left of our favorite fabrics we hang on to in sorting through our stash. Those who have signed up have received a four page "Lesson" on how to select and prepare their fabrics for the workshop. Please check out her website and see if it might be something in which you're interested: [HTTP://www.amisimms.com/stringsstar/.html](http://www.amisimms.com/stringsstar/.html), and contact me before our next meeting if you would like to attend. A few hours will be needed to prepare once you receive the instructions! Though those on the waiting list have already signed up, we still have a few spaces left for guild members. All workshop fees are \$30, but there are no mandatory kit fees until Sylvia Pippen's workshop in October

Three down, three to go. There are only five spots left for **Jan Krentz's Hunter Star workshop in May**. She has asked for a "heads up" if any registrants would like her to bring a kit (\$25) in lieu of preparing one from their fabric stash. Our next guild meeting is your last chance to sign up before those outside the guild on the waiting list are contacted. Please be prepared to pay the balance of your workshop fee for May at our next guild meeting.

**Our own Georgianne Beebe's workshop teaching us the quilt as-you-go technique Saturday, June 11th, is limited to 25 for lack of additional space.** It's free, so don't wait! We are more than half full already!

**Sylvia Pippen's class in Sashiko and appliqué in October** also is already more than half full, so don't hesitate! **The mandatory kit fee is \$20**, and I hope to have a sample of her work at our next meeting. See you there!



## Opportunity

Needed people for our Ambassador Team

If you are friendly and can come to meetings early, please talk to Marlene about being an Ambassador Greeter. This is a very important job and one easily done.

[sewingatlightspeed@yahoo.com](mailto:sewingatlightspeed@yahoo.com)

## Quilting Schedule

Buy Fabric - **TODAY**

Cut Fabric - **LATER**

Sew Quilt - **EVENTUALLY**

Bind Quilt - **HAHAHA!**

[www.wishuponaquilt.com](http://www.wishuponaquilt.com)



## SHOW & TELL



**Please bring your lovely quilts to show everyone.** Remember that we are all levels of quilters and every quilt can be an inspiration to someone.

Please come to our table and sign up the quilt name/description and your name into our register. Then sign a ticket for each quilt and place it in the jar. In November we will have a drawing for the gift boxes we are preparing. We have tables in the back where we would like you to lay out your quilts so all can see them before the meeting and at break.

**For April,** we would love to see your pastel or Easter or Spring time quilts.

**For May,** please bring any quilts with the themes of Cinco de Mayo, Mothers' Day, or vintage.

**We always like to see your recently completed quilts.**

Thanks for all your support,  
Dot Demmin and Linda Duhe

## Merchandise Table



The Luck of the Irish was with 5 winners & our sales were \$109.00 Thanks to Norma Skinner for her help. Our **theme for April is Spring with arrays of purple.** Gently used items and other contributions are always appreciated.



SPRING

# Sunshine and Shadow



This month we are beginning a new column. Our Guild is filled with wonderful members who are supportive of each other in so many ways. This column is meant to be an acknowledgement of members in good times and in times of need. Please let us know of any member (yourself included) who could benefit from an uplifting card from the guild or positive thoughts and/or prayers from other members.

- **Patricia Ogden** is continuing treatment for recurrent melanoma and we wish her continued strength and endurance and look forward to her return to guild meetings soon.
- **Maureen Nelson** has been diagnosed with Leukemia and was hospitalized for treatment. We send her good wishes for strength and full recovery and a return to our guild soon!
- A sympathy card was sent to **Savannah Wallace** on the passing of her sister. May she rest in peace.
- A get well card was sent to **Marlene Oaks** who has been undergoing medical tests. We just heard that her test results were benign and we wish her continued good health.
- A get well card was sent to **Marilyn Matteson** after double mastectomy and medical treatments. We wish Marilyn a speedy recovery and return to good health!
- **Sherry Riddle's husband, Jim**, suffered a heart attack recently and underwent triple by-pass surgery. He will have a lengthy recovery once he returns home, so we wish Jim and Sherry strength and endurance during this time and a steady return to Jim's good health!
- **Pat Jordan's husband, Jordy**, has undergone successful surgery for pancreatic cancer. We wish Jordy & Pat strength and endurance as he undergoes chemotherapy treatments for the next few months. Our best wishes Jordy, for a return to good health.



- ◆ If you know a member that needs a little sunshine due to illness, surgery, or loss of a family member, or a member celebrating a major birthday, anniversary or new grandchild, please contact Patricia Weigel so a card may be sent on behalf of our members.

## SPRING RETREAT

Our annual Spring Retreat is taking place as this newsletter is sent out. Stay tuned next month for details and photos of this fun event, AND.....drum roll.....

**\*\*NEWS of how to enter a drawing for a FREE 2017 RETREAT sponsored by Moores Sewing Center of Temecula!!\*\***



# BASKET BONANZA (BROWN BAG) EVENT



## BASKET BONANZA

Aka/ Brown Bag

**June 14TH** is just around the corner and once again we are planning our "Basket Bonanza" event, also called our Brown Bag event. **For all of our new members, this is one of our biggest money making events of the year.**

Our members donate new and slightly used sewing items. These items are sorted and put into baskets with a brown bag placed in front of each basket. We purchase tickets, place our name on each ticket and place it in the bag in front of the basket we are hoping to win. It really is fun and we have had people win 10 or 11 baskets in one night!

In previous years we have had as many as 200 baskets. This year I am hoping to have fewer, but larger baskets with more desirable and usable items for you all to try to win. We are getting a rather late start, so **I would like to encourage each of you to go into your sewing rooms and see what you would like to donate.** I will be in the back of the room, at our guild meetings, where I will be collecting your donations. Or, if you would like to bring them to my home, that will also work.

**Thank you all, in advance, for your generosity.**

Sherry Riddle

Ways and Means



## President's Quilt

There was a great response at the February meeting and all the kits were taken. I know many others would like to participate so more kits to come in April.

Thank you for your generous support. Pat has served the guild long and with great fervor and deserves the nicest quilt we can make...and it's going to be great.

Finished blocks due by July meeting.

Keep smiling!

Shirley




# Charm Squares

- Come to the Charm Square Table to sign up & get a participation number and the total number of participants for each month.
  - Charm Squares are fabrics that are NOT washed & should be quilt store quality fabrics.
  - Cut 4 different fabrics each 6 1/2 inches square for each participant. Do not use the salvage edge.
  - Each group of 4 fabrics should be pinned or clipped together with your participation number.
  - Be responsible for your squares arriving at quilt meeting if you signed up.
- If you signed up for April, the theme is **TURQUOISE**
- The **MAY** theme will be available at the table. Sign Up!

Questions: Call Diana Short

(805) 312-5303



## QUILTS OF VALOR



I just want to invite **any** guild members who are curious about **Quilts of Valor**, to come visit at one of our "sew-ins." Just drop in to see what we're doing, or bring your sewing machine, pins and scissors. All of the block kits are ready for you to sew - you don't have to take the time to decide which colors work together. We would love to see you! You can even bring your **whole** friendship group.

**Here are the dates we'll be meeting in April:**

**Friday, April 8 and Friday, April 29th**

Assistance League of Temecula (meeting room)

28720 Via Montezuma

Temecula, CA 92590-2510

(951) 694-8018

**10:00 a.m. until 2:00 p.m.**

You don't need to bring an iron or ironing board (we store those at the shop). We have a full kitchen that we can use, just brown bag your lunch if you'd like.



Keeping in patriotic stitches,  
Norma

# Quilter of the Month: Edith Nicholson



## Edith Nicholson Quilter of the Month



We see Edith every month at the front door giving us tickets for door prizes. Her friendly smile and warm heart welcome us. But who is she?

Edith began her journey on earth in Canada. Her mother was a professional seamstress. She had come from Romania and had studied needlework skills there. She got Edith started with embroidery. Later in school, Edith found Home Economics and loved it. She made many of her own clothes. Sewing became a favored hobby. She got into home dec because her mother-in-law loved pillows, drapes and other sewn items in her home. You can see one of the pillows below.

Edith was blessed to have a sister and two brothers. Her sister turned out to be pivotal for her. Her sister married a hockey player who was traded to California. Edith came to visit and decided to stay. She went to Pierce Valley College. The West Valley Occupational Center helped get her a job at Xerox, where she worked for 17 years. In fact, she was the first female technician Xerox hired. She laughed recalling how difficult it was to sell a fax machine when they first came out. People thought it was strange and definitely not needed. Technology though keeps marching forward to astounding new inventions.

Another bonus of her move was that her husband-to-be was a Californian, so she was blessed to find him here too. This year they will be celebrating 40 years of marriage. They will be in Canada in October to celebrate and also celebrate her brother and sister-in-law's 50th. They plan a trip to the Eastern Provinces and maybe down into Maine. She has a son and 2 grandchildren. Edith says with a smile, "they all have quilts." She enjoys teaching her five-year-old granddaughter to sew.

In Northern California in the Antioch area where she lived 11 years, she was briefly a member of a guild there. She loved the givingness of quilters. Their project was Kaleidoscope, a program that delivered quilts to cancer patients and others in need.

Philanthropy is definitely in Edith's heart. She now participates in many sewing projects in her church from zippered and beaded bags for African women to keep their papers and money (see example below) to pillowcases (see below), to of course, quilts. Our philanthropy in our guild is one of the things that attracted her here.

Her first quilt was a log cabin, and she still likes to make log cabins and variations. Her favorite right now are quilt as you go quilts.

Edith's son moved here, and she followed. We are blessed she turned up at our guild. She loves the speakers, the show and tell, the fellowship and the opportunities to be inspired and to learn, and hopes to be able to take some classes.



Article by M. Marlene Oaks

## Block of The Month 2016: Block #4 Drawing at May general meeting

We are still using our black, white, grey, and one color of your choice palette. We encourage you to make two blocks, one to enter in the drawing and one to keep. This block is especially easy to make two of, because the main fabric is a big square that is cut in half diagonally – and each block only needs one half. Be accurate on your seams and sew a scant quarter inch. The block is called Amish Roman Stripes by Milinda Stephenson.

### Cutting Instructions (for one block):

From the White: One 12" square; recut in half diagonally, you only need one half when making one block

From the Black: Cut one 3" x 19" strip; recut into:

¥ one 3" X 14.5" strip

¥ one 3" x 4.5" strip

From the Gray: Cut one 3" x 9.5" strip

From the Green (your color): Cut one 3" x 18" strip

### General Instructions:

Place the 3" x 18" green (your color) strip right sides together along the long edge of the 12" white half square triangle. The strip should extend past the corner of the triangle on both sides evenly.

Stitch using a scant 1/4" seam allowance. Press the seam toward the color strip.



Center the 14.5" black strip right sides together along the long edges with the color strip. Stitch and press the seam toward the black strip.

Repeat to stitch the grey and remaining black strips in place.

When complete, trim to 12 1/2" x 12 1/2". When trimming, look at the placement of you square up ruler to see if it looks like the photo above. You don't want to trim off too much of the black strip in the lower right hand corner.

Happy sewing!

Adriane Ridder& Shelly McNeely  
Block of the Month Coordinators







### New Member Tea

*Valley of the Mist Quilters Guild will be hosting a New Member Tea so please mark your calendars! Save the date for Saturday, June 25<sup>th</sup> from 2-4 pm. We will be sending invitations during the first week in June to all new members since January, 2015.*

*This will be a great opportunity to find out more about our guild, get to know everyone better and enjoy an afternoon tea. You are encouraged to bring a show & tell project (does not have to be finished) and we'll have a few door prizes as well.*

*Watch for details and invitations.  
Hosted by Candice Dalton, Janice Emmerson, & Pat Jordan*



### How to Make 3 Fabric Pillowcases

By Marlene Oaks  
Valley of the Mist Quilters Guild

Body: 27" width of fabric

Cuff: 10" width of fabric

Accent strip: 2 ½" width of fabric



Use contrasting fabrics for interesting results.

1. Fold and press the accent fabric in half, along its length, wrong sides together.
2. Place cuff fabric right side **up**. Put the folded accent strip along the top side, matching the raw edges.
3. Align the body fabric on top of the pile, right side **down**, matching its raw edge with the other raw edges.
4. Lightly pin.
5. With raw edges still at the top, roll the fabric from the bottom until the roll is above the bottom edge of the face-up cuff fabric.
6. Bring the cuff fabric up and over the roll, creating a tube. Match the cuff's raw edge to the other raw edges and re-pin.
7. Sew the tube together, using a ¼" seam.
8. Reverse the tube, pulling the case outside. Press the seam and trim the sides to remove selvages.
9. Fold fabrics **wrong** sides together, and sew along the side and bottom with an 1/8" to a ¼" seam in an L shape. Turn the case inside out and press the seams.
10. Sew the side and bottom seams again with a 3/8" or ½" L shaped seam. Turn right sides out and re-press the French seams.

## GET INVOLVED TO HELP VETERANS!

**U.S. Vets is a nonprofit organization dedicated to ending and preventing homelessness for veterans.**

Toward that end, U.S. Vets has, in conjunction with housing developer Cantewell-Anderson—now called Cloudbreak Development—opened housing sites specifically for veterans throughout the country. Each site incorporates a Veterans In Progress (VIP) work re-entry program. In addition, most sites also offer special needs programs that include employment services, case management, substance abuse programs, mental health services, and permanent and long-term transitional housing.

**Riverside County has one of the highest populations of homeless veterans in the United States.** *That's our back yard.* The U.S. Vets' Inland Empire operation is located at the March Air Reserve Base in Moreno Valley, proving housing and support services to 130 veterans each day. They are currently housed in one of the existing barracks which has been brought up to code. On November 9, 2015, U.S. Vets held a groundbreaking ceremony for March Veterans Village. According to the U.S. Vets website, the March Veterans Village "is a labor of love between U.S. Vets, Coachella Valley Housing Coalition and the March Joint Powers Authority, which will usher in decent, safe, permanent affordable housing for previously homeless veterans and their families." Once completed, the effort will almost double the organization's ability to provide permanent supportive housing to veterans in the Inland Empire.

**During the course of 2015, guild members Lynn Korito and Sherry Riddle initiated an effort to collect toiletries and clothing for these formerly homeless veterans.** When Lynn realized that the toiletries, etc. would be given to the vets at their Christmas dinner and party—in trash bags—she realized that the guild should be making pillowcases to hold the gifts instead. This we did. Many guild members responded generously, donating goods and making pillowcases. Lynn and Sherry invited me to come along with them and local D.A.R. members to the U.S. Vets Christmas dinner in December so I could meet some vets and see the end result of what we were doing.

**I am so glad I went.** We shared a delicious dinner and shook hands with as many vets as possible, thanking them for their service, and wishing them well. After dinner we sang Christmas carols and then distributed the pillowcases full of toiletries, socks and T Shirts. At the end, they all stood up and thanked us. *They* sincerely thanked *us* for a paltry gift of soap, shampoo and socks, when everyone in this country should have been thanking *them* for their selfless gift of service for our freedom, service which frequently results in an almost inevitable slow slide toward homelessness. We owe all these service men and women a debt that overwhelms me.

**How can you help?** Please consider bringing regular donations to guild meetings: toiletries (full-size or travel/motel size), to include soap, toothbrushes, toothpaste, shampoo. Clothing of all kinds, clean and in good condition. Socks, underwear, jeans, slacks, shirts, even dressier items to include neckties, as these guys need to go on occasional job interviews. Underwear and socks should be new, but outerwear need not be. Next time you're in Big Lots or Target or Walmart, grab a pack of socks or underwear, and bring it to guild. Next time you're in Costco, grab a pack of toothbrushes or toothpaste or soap.

**And please, make some pillowcases!** Make them manly—no kiddie or feminine prints, please. There should be pillowcase-making instructions in this issue of the newsletter, and we will have some at the guild meeting as well. Maybe we can have a demo at the July meeting of Quilt University. If we exceed the number we need, we'll hold on to them until the next year. My own personal mission has become making as many twin-size quilts as I possibly can this year for the vets. I don't think I can make 100 in a year, as I only have four made so far, but I'm working on it! Feel free to join me, and don't forget to bring your donations to guild. Lynn always has a big cart with her to collect our donations.

Thank you, Ellen French

(SEE PILLOWCASE INSTRUCTIONS, Page 11)





### Our Hispanic Heritage



Heritage" is defined as the customs and traditions that are handed down from generation to generation of families and society. Hispanic culture is prevalent throughout beautiful California from the Spanish architecture we see all around us to the names of many of our cities and streets. Jane Tenorio-Coscarelli will be our featured quilter at the 2016 quilt show. She is known for her colorful quilts depicting Hispanic themes, plus National Hispanic Heritage month runs from September 15<sup>th</sup> to October 15<sup>th</sup>...right in line with September meeting and our quilt show. We will be celebrating by making this the theme for our 2016 Valley of the Mist Challenge Quilts.

### Rules

- ☀ Entry must be a new quilt created especially for this challenge.
- ☀ The quilt theme must be a clear representation of some aspect of Hispanic heritage. For example, architecture, food, traditions, holidays, color, etc.
- ☀ Quilt may be pieced, appliqued, or drawn. Art mediums may be used such as fabric paints, watercolor pencils or crayons or ink.
- ☀ Quilt may be an original design or made using a published pattern.
- ☀ Name your quilt and pin a 3x5 card to the front telling us more about it. Your name may not be on this card and the label on the back will be covered.
- ☀ Quilt must be labeled on the back with the name of the quilt, indicating whether design is original or pattern. Should a published pattern be used, note the name of the pattern and the designer. Include your name and date of completion.
- ☀ Finished quilts will be displayed at the September 13<sup>th</sup> meeting where members will vote. There will be three ribbons awarded: best interpretation of theme, best use of color, and most innovative. Winners will be announced at September meeting and will be on display at the quilt show in Old Town
- ☀ Challenge chairperson will hold all of the quilts for display at the quilt show in Old Town on October 1st. Quilts will be available for pickup on quilt show day at 4:00 pm or at the November 9<sup>th</sup> guild meeting.

Contact: Shirley Brown

[sebrown236@gmail.com](mailto:sebrown236@gmail.com)

(951) 210-0560

***Do you have quilting related jokes,  
antidotes, or sayings? How about interesting or fun quilt/  
sewing related websites?***

***Do you have a fun quilt story to tell?***

***Do you have news that Guild members will enjoy?***

***SUBMIT to your newsletter editor!***

***This is your newsletter!***



The Temecula Pantry

28922 Pujol Street  
Temecula, Ca. 92590  
(951) 676-8022

January 18, 2016

Valley of the Mist Quilters

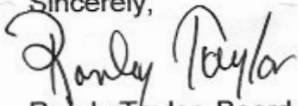
Re: Thank You For Your Support

I just wanted to send to you this letter of appreciation for your recent donation . I know that I can speak for the entire Pantry Board and also for our team of volunteers when I say we are very grateful for not only the assistance and the help that it gives us as we continue to do the work of this ministry, but also the affirmation that your gift gives us for the job that we continue to do in the Temecula Valley.

We do not ever want to take our team of supporters for granted. We value you tremendously! We look forward to partnering with you for as long as the Lord would have us doing this work.

Please know that you are on our hearts and in our prayers. If there is anything we can lift up in prayer for you, please do not hesitate to give us a call at the above listed number, or you can also reach me personally at [randytaylor@atrminc.com](mailto:randytaylor@atrminc.com).

Sincerely,



Randy Taylor, Board President

*Donation Value Amount*                      \$1200.00

*Year of Donation*                              2015

*TEAM EVANGELICAL ASSISTANCE MINISTRY IS A 501(c)3 non-profit organization.  
Federal Tax ID 33-0210704*



## More Correspondence

Hello,

I am with the **Oroville Piecemakers Quilt Guild** and have a wonderful Opportunity Quilt to share with you. Due to either distance or scheduling, we are not able to bring our quilt to your guild, so I thought to share it with you this way. First a little about this quilt:

-We have been working on it for 8 years and are finally able to market it. It has taken us so long, that some of the ladies who started with it have passed away, so it is with bittersweet joy that we can finally say we are finished.

-The quilt is 79" x 79"

-**The drawing will be on December 15 although we will be showing it at our 2016 quilt show "Beauty on the River, 2016" on October 1 & 2, 2016.**

-The pattern is "Times and Seasons" by Piecemakers of Costa Mesa, Ca.

-**The following is a link to our website where the quilt is shown**

<http://orovillepiecemakers.org/quilt-show>.

### THE MAKING OF OUR QUILT

**Oroville Piecemakers Quilt Guild members began this quilt in 2008.** We chose this pattern because it allowed Guild members, with different skills, to participate. Many members contributed fabrics, buttons and other embellishments. Some foundation pieced the crazy patch corners. Others appliqued the centers of each month's block. Next, more members did the embroidery on the corners and centers. Others worked on the ribbon embroidery, laces and buttons. Once the quilt was assembled into two block units and machine quilted around the edges, still other members hand quilted each of the blocks. Finally, the blocks were sown together using the "Lap Quilting" method. **More than 35 members participated in making this quilt some are no longer with us.**

I hope you will agree with us that this quilt is amazing and will share this email with your members. **If anyone would like to purchase tickets, they cost 1 for \$1 or 6 for \$5. Please mail a check made out to OPQG and mail to:**

**Terri Russell**

**198 Canyon Highlands Dr.**

**Oroville, Ca 95966**

**We can fill out the tickets for you and mail the stubs back, unless you don't want the stubs or you want to fill out the tickets yourself, just let us know. Terri is the "keeper" of the tickets.**

Thank you for your consideration,





## More Correspondence

This song was written by Gene H. Crimi for his mother, Betty Hubbard Crimi of Idyllwild who passed away in January. Betty was a devoted Mountain Quilters Guild member. I was privileged to know her because she was my grandsons' great-grandmother.

Gene's words are so moving, especially for quilters whose only wish is to have loved ones enjoy their work.

Carole Donahoe

### She Did Good

*(Many's the Seam That She Sewed)*

Many's the seam that she sewed  
Many's the heart that she's owed  
Stitch by stitch, day by day she abided  
As she confided in the Lord  
And what she made, she made good  
She made good

For every step we took, she did ten  
Took every leap and jump, now and then  
Grew up with the billboards touting everything she  
couldn't afford  
But she and Stella made up for that  
And what they made they made good  
They made good

We're all Victor's that we knew her  
She loved her Volunteers and her Quilters  
And what she did, she did for us  
When she was there she made no fuss  
And what she left in our hearts  
Was her true Lasting Art  
And she did what she should  
She did good  
She did good

For Beatrix Ann Hubbard  
(and Nancy Crimi Beggs)  
19 June 1921 - 25 January 2016

by:  
Gene H. Crimi

You know that feeling you get  
when you complete all your  
UFOs and your  
sewing room is  
perfectly tidy?

Me neither.





- **January 16-April 3 VISIONS ART MUSEUM**  
**Exhibitions by:** Kathleen Probst, Yvonne Porcella, Darcy Falk  
2825 Dewey Road, Suite 100 San Diego, CA 92106  
619-546-4872 [www.visionsartmuseum.org](http://www.visionsartmuseum.org)  
Gallery Hours: Tuesday thru Saturday 10 am to 4 pm  
Sunday Noon to 4pm
- **January 30-April 3, 2016 TEMECULA VALLEY MUSEUM**  
"Quilted Pages" Exhibit featuring Allyson Allen  
INFORMATION: (951) 694-6450 [www.temeculamuseum.org](http://www.temeculamuseum.org)
- **April 9, 2016: SOUTHERN CALIFORNIA COUNCIL OF QUILT GUILDS**  
MEET THE TEACHERS meeting  
9:30 am - 2 pm  
Southern California Teachers Booths & Vendor Booths  
Carson Community Center 801 E. Carson St., Carson, CA  
INFORMATION: Sue Glass (310)372-3945, [sue.glass@verizon.net](mailto:sue.glass@verizon.net)
- **April 15 & 16: EL CAMINO QUILTERS QUILT SHOW**  
10 am-4:30 pm  
QLN Conference Center, 1938 Avenida del Oro, Oceanside, CA  
Admission \$10, husbands free  
INFORMATION: [elcaminoquilters.com](http://elcaminoquilters.com)
- **April 22 & 23: CAMARILLO QUILTERS Association presents:**  
"QUILTING BY THE SEA"  
Quilt show, Vendor mall & more  
Ventura County Fairgrounds  
INFORMATION: [www.camarilloquilters.org](http://www.camarilloquilters.org)
- **June 4-5, 2016 BEACH CITIES QUILTERS GUILD**  
"FantaSea of Quilts"  
Quilt Show, Vendors, Opportunity Quilt drawing, Hoffman Challenge Quilts  
Soka University Gym: 1 University Drive, Aliso Viejo CA 92656  
INFORMATION: [www.beachcitiesquilters.com](http://www.beachcitiesquilters.com)





# Please Support Our Advertisers



## Sincere Sew & Vac

**SALES . SERVICE**

We Service All Makes And Models

31705 Riverside Dr.  
Lake Elsinore, Ca 92530

951-674-1808

## COZY Creative CENTER

756 Jamacha Road, El Cajon, CA

Just 1.5 miles  
south of I8.  
Take the  
Second St exit  
in El Cajon.



619-670-0652

CozyCreative.com

**BERNINA**  
made to create

**Handi Quilter**  
Designed by a Quilter, for Quilters.

**Koala studios**  
Fine Sewing Furniture Custom Built in America

**Open 7 days  
a week**



Sunday Noon-5pm • M-Th 10 am - 6 pm • Fri 10 am - 3pm • Closed Sat  
[www.bluebirdquilts.com](http://www.bluebirdquilts.com) / 909.514.0333



## Bonnie E. Hallett

Affordable—Starting at .01 per inch  
Fast Turnaround—Usually under 2 weeks  
Computer guided Pro-Stitcher

**Hallett's Quilting  
Service**

35109 Highway 79 #212  
Warner Springs, CA 92086  
760-782-3763  
hallettb@att.net

## Quilts of Valor

Norma E. Enfield  
P.O. Box 366

Murrieta, CA 92564

We are a 501(c)(3) non-profit organization  
Creating Comfort, Love & Respect  
for our Veterans, one quilt at a time

(951) 698-8791

quiltingtwin@verizon.net

[www.QOVFTemecula.org](http://www.QOVFTemecula.org)

## Sprague Quilts

1660 Ord Way  
Oceanside, CA 92056  
(757) 710-2816

A Teaching & Working Studio

loissprague@gmail.com



## Fat Quarters Quilt Shop



728 Civic Center Dr.  
(formerly Escondido Ave)  
Vista, CA 92084  
760-758-8308

[www.fatquartersquiltshop.com](http://www.fatquartersquiltshop.com)

Monday thru Saturday 10:00 am – 5:30 pm  
Closed on Sunday

Over 4000 bolts of the NEWEST fabrics!  
Check out our 25% off Daily Sales!

Stop by and be inspired -  
Meet your friends at Fat Quarters Quilt Shop!  
Quilting the world together one stitch at a time since  
1999!

## *I'd Rather Be Quilt' n*

14 Years Long-Arm Machine Quilting  
Professional Quality Work @ Affordable Prices  
Custom/Pantographs  
Pantographs Quilted Edge to Edge  
Large Pattern & Thread Selection  
Quilter's Dream Battings (100% Cotton, 70/30, poly, wool)  
Warm & Natural Batting  
Smoke-Free Environment

*Ruth A. O'Neill*

951-699-4887 Temecula



**To advertise in this Newsletter  
Please Contact: Cheri McDowell  
[mcdowell22@verizon.net](mailto:mcdowell22@verizon.net)**



## Valley of the Mist Quilters Guild

27275 Ynez Rd. #435  
Temecula, CA 92592

[http://www.  
valleyofthemistquilters.com](http://www.valleyofthemistquilters.com)

Find us on Facebook



## PLEASE NOTE

As of April 1, 2016, we will no longer be mailing out newsletters. If you do not have an email address listed with the guild, you can read and/or download & print the newsletter from our website,

<http://valleyofthemistquilters.com>

A few copies of the newsletter will be available at Guild meetings for new members, or if you wish to pick up your copy there, please contact Newsletter editor, Cheri McDowell

## MISSION STATEMENT

Our Guild was formed in 1990 and is a non-profit organization. The purpose of our Guild is to promote cooperation and the exchange of ideas among those persons interested in or engaged in quilting and to further the education and skill levels of our members.

## Our Meeting Location

**Community  
Recreation Center**  
**30875 Rancho  
Vista Rd.**  
**Temecula, CA**

Exit the 15 Freeway at  
Rancho California Rd.  
and go East.  
Go to Ynez Rd. and  
turn right.  
Go to Rancho Vista  
Rd. and turn Left  
The CRC is  
approximately 1.5  
miles on the right-  
hand side.

**All Sewers  
Welcome**

## DON'T FORGET!

☐ General Meeting  
Tues., March 8th  
@ **\*6:15 pm\***  
(remember time  
change)

☐ Don't forget to  
wear  
"birds"  
for an  
extra  
door prize ticket

☐ Sign up for  
Workshops

☐ Bring **Block of  
the Month**

☐ Bring  
Show &  
Tell

☐ Bring **US Vets**  
Donation

☐ Bring Charm  
Squares

☐ Bring items for  
**Brown Bag Event**

☐ Get your  
newsletter  
articles in by the  
20th of each  
month

☐ Bring  
President's Quilt  
blocks!

☐ **\*APRIL  
Birthdays?\*** Bring  
door prize &  
snack to share

☐ Board Meeting on  
Monday, April  
18th @ Moore's,  
6:30 pm

☐ Bring Cotton  
Threads for  
David Taylor

