



Baste & Banter

Our Speaker May 10th

Jan P.
Krentz




Jan Krentz is visiting our guild all the way from Poway!

That makes her a local SoCal quilter, and we are privileged to have this nationally known quilt instructor, author & designer in our midst.

Jan has been quilting since the late 1960's, so she has seen many changes in the quilt world. She is the author of many quilting books & DVD's, including "how to" books on Lone Star Quilting and Diamond Quilting, two of her specialties. She has won many awards in Quilting, including Teacher of the Year in 1998. She has also been featured on many Quilt TV programs, as well as been a featured artist for a number of shows and exhibits.

Jan teaches all over the United States and in many countries such as New Zealand, England, Canada & Ireland. She teaches and does trunk shows for guilds, shops, retreats & other groups and her workshops are packed with practical tips, techniques and methods to insure success.

Please plan to join us & get inspired by her beautiful quilts and her lecture, **Design Inspirations from Everyday Life.**




Inside This Issue

Guest Speaker	1
President's Message & Volunteer Matching	2
Quilt Show News	3
Workshops	4
Show & Tell	5
Sunshine & Shadow & Retreat	6
Pres. Quilt & Merchandise Table	7
Basket Bonanza & Monthly Mini	8
Charm Squares	9
Philanthropy	10
Quilter of Month	11
Block of Month	12 & 13
New Member Tea & Opportunity Quilt	14
Challenge Quilt	15
Correspondence	16
Places to Go	17
Advertisers	18 & 19
Don't Forget	20

Tuesday, May 10
6:15 social time
6:45 Meeting

Newsletter Editor: Cheri McDowell
Webmaster: Tina Sandoval
votmq@yahoo.com
www.valleyofthemistquilters.com
Follow us on Facebook

President's Message



Happy **Mother's Day** to everyone! In recognition of this wonderful holiday and to celebrate all our mothers, our May meeting's theme is **Baskets and Blooms**. Please wear something with baskets or blooms on it or bring a quilt with baskets or blooms or both! I dare say that there must be many quilts with baskets and flowers on them so no one should have a problem qualifying for the **special May door prize (and it's a great prize!)**

We are lucky to have **Jan Krentz** as our speaker this month. I hope you take the time to review her website, which is full of testimonials from past students. She is amazing and her quilts are beautiful and unique. I can't wait to take her workshop!

The guild continues to inspire me to try to be a better quilter. One of the best events we have at our guild is our **retreat**. I encourage you to think about signing up for next year. Those who have attended know how special the retreat is and how it is full of camaraderie and friendships.....and of course sewing, eating, games, prizes, more eating and fun.....best time ever! I am already looking forward to next year. I want to mention our new raffle for a free spot to attend our 2017 retreat. Moore's Sewing Center of Temecula has offered to pay for one spot to our retreat and we are raffling it off. A huge thank you to Moore's for this prize. The tickets cost \$5/each and the winner will be drawn at the June meeting. The value is \$300 so don't miss the opportunity to win this free retreat spot. Moore's has been so generous to our guild. They allow us to meet after hours at their store for our guild board meetings and provide door prizes, baskets for our Brown Bag and we appreciate them so much. Please remember to thank them and support them when you can.

I also want to remind you to please bring gently used items to the May meeting to contribute to the **Basket Bonanza (Brown Bag) held at our June meeting**. This is the last time to get your contributions in for this event. This is an important fund raiser for our guild. We always have a great time, and this year Sherry Riddle is striving to have many incredible baskets, and we hope that the friendship groups help us make this event over the top by contributing a nice basket with their name and a list of items in the basket. Please help us make this a success. Sherry stepped in late so she needs our help and we appreciate her chairing this event on top of her husband's health struggles.

Please consider donating your time to teach a class during the July meeting. It's our **Quilt University** and we need your help. If you have a technique or a skill that can be taught in 10-15 min, then let me know. Our teachers will present on a rotating round robin and we always enjoy learning something new and something taught by our own members. Please help us make this year's university a huge success.

And lastly, to all the moms out there who traded eyeliner for dark circles, salon haircuts for ponytails, long baths for quick showers, late nights for early mornings, designer bags for diaper bags, and wouldn't change a thing..... **Happy Mothers Day!**

With appreciation for you and your talents.....Your Pres....Pat



Volunteer Matching Programs

Do you work for an organization that has a volunteer matching program? Ida Colvin does and she has recently put our guild forward as a recipient of her volunteer matching program. This means that for every 25 hours she volunteers for our guild, Boeing will contribute money to our guild. This is an amazing program and she just happened to look on the company's website and noticed other guilds were listed so she decided to check into this. I submitted the information requested by Boeing to see if we qualify and we're awaiting the news any day now. What a fantastic program! I just wanted to bring this to everyone's attention just in case your company does have a program and you feel we might be a good recipient. It means a lot to the guild to be nominated as a recipient. So let me know if you are eligible and decide to consider the guild.

Thank you Ida for nominating Valley of the Mist Quilters Guild. We really appreciate the efforts you have taken to include us in your company's program.

Pat Jordan

Quilt Show News



QUILT SHOW REPORT

Happy May ladies! Plans and organization continue for the quilt show. Remember, if you want to be on the committee, you are welcome to join at any time. We can always use more help. **Our next committee meeting is Thursday, May 19, at 1:00 pm at the Grace Mellman Library in Temecula.**

All forms for the 2016 show have been updated and should be available on the website by mid-May. If you have any trouble getting the form you need, just let Gail or Candy or me know; we usually have some copies handy. A limited number of forms will also be available at meetings as we get closer to October.

What do you need a form for? If you have quilts for the live auction, and/or items for the Silent Auction, you need to submit a separate form for each item. You only need to submit one form to display quilts in the show.

We urge you to start planning now to **show quilts in the show**. As we have said before, we need a boatload of quilts in order to “blanket” Old Town (or should I be saying “quilt”?) on October first! Trust me, no one will notice any imperfections. A good rule of thumb is – if a mistake could not be seen from the back of a galloping horse, then we don’t worry about it!

We also urge you to consider **making a quilt—or several—for the live auction**. Every year we stress out until the very last minute, worrying that we won’t have enough quilts to make the auction a success, so if you’re planning to contribute anything, let us know! It may mean fewer gray hairs for the committee. Remember, you may either donate quilts 100% to the guild, or you may opt to receive up to 50% of the proceeds back. And you can set the minimum reserve price! Our auctioneer is very good, and he is quite motivated to get us top dollar on every single quilt. I’m thinking a Bargello Heart quilt would be a very hot seller. Anyone interested? Many friendship groups routinely make and donate a quilt to the auction. If your group doesn’t, we think you should discuss it!

New this year: The Small Quilt Silent Auction is no longer limited to little quilts! You may also make and donate **table runners, aprons and bags** (tote bags and/or handbags) this year. This is a way you can help sales with a smaller time and materials commitment. We think these additions will be quite popular, and we’re hoping to get silent auction sales up over the \$1,000 mark this year.

Volunteer! Please consider how you can help out the quilt show by volunteering to help the day of the show. There are lots of things to do, from assisting others with hanging, helping with the auctions, and being ambassadors who know the answers to common questions such as “Where is the nearest ATM?” We also need strong family members (usually husbands, sons and grandsons, although we sure don’t rule out strong girls!) to provide muscle the day before the show, hanging display ropes, and to help get things set up the morning of the show, especially at auction sites. High School kids can earn needed community service hours by helping with the quilt show.

Donation of Proceeds: We will be donating a portion of the proceeds of the quilt show to three very worthy charities. The committee chooses the charities based on their nonprofit status as well as need. We try to choose local charities that aren’t already the beneficiaries of deep-pocket donors or grants. So know that when you help the guild raise money at the show, it will also benefit three quite needy organizations.

Thank you for your help!

Ellen French, Quilt Show Assistant

(See the various ways you can donate and/or hang quilts in the show, next page)

Different Ways/Areas for Hanging Quilts in our Quilt Show

There are several different ways you could display the quilts that you make in our upcoming 17th Annual Old Town Temecula Outdoor Quilt Show, taking place on Saturday, October 1st, 2016. **Below are the ways & the persons to contact for further information.**

1. **Display quilts in the quilt show:** **Gail Ledbetter/Ellen French**
2. **Large Quilt Live Auction:** **Gail Ledbetter/Ellen French**
3. **Small Quilt Silent Auction (perimeter less than 100", table runners, bags, aprons)**
Candice Dalton
4. **Challenge Quilts:** **Shirley Brown**
5. **Quilt Walk: (Quilts are hung in participating Old Town businesses 2 weeks prior to show)** **Marlene Oaks**
6. **Philanthropy: (Quilts hung in the show & then donated to community organizations predetermined by philanthropy committee)** **Diana White, Ida Colvin & Karen Wurfel**
7. **As we get closer to the date of the quilt show, we will be asking for your help in specific areas and will be asking for sign ups in August & September.**

Thank you very much in advance for planning to hang your quilts in the show!

Gail Ledbetter

Quilt Show Chair



Workshops

Jan Krentz joins us in May for a HunterStar Colorwash workshop where she will teach techniques for seamlessly blending fabrics with accurate points using a foolproof preprinted fusible panel. She is sending me pictures of class kits in the process of being prepared, and they are fabulous. She has everything from seascapes to sunsets. Even I've decided to buy one! They are all different so we will have an opportunity to make a unique quilt. **For those of you who are registered**, you may contact her via email at jpkrentz@gmail.com if you plan to get a kit or have a specific request. **Traditional kits are \$20 and landscape kits are \$25.**

In Ami Simms workshop, in addition to testing our skills in accurate 1/4 in seams (for which this particular pattern was more forgiving), she provided many useful tips, new to me at least, on selecting, preparing and cutting fabrics. As always, I seem to learn something new in the first five minutes of class! Most students were well on their way to finishing their quilt, and I'm confident we will have another dramatic showing of completed projects.

Georgianne Beebe has us bringing completed squares to her Saturday "quilt-as-you-go" workshop in June, so if you are signed up, please check her instructions and supply list so you can come well-prepared to learn her technique.

We have been fortunate to have such renown and highly regarded teachers this year, not the least of which is **Sylvia Pippen arriving in October** to instruct us on **cyanotype (not appliqué) and Sashiko**. Her kits include indigo cotton, transfer paper, a needle and thread for Sashiko along with a packet of her favorite Sashiko designs, and a half yard of cyanotype cotton, for only \$20. Learning these new techniques will vastly expanded our expertise as practiced Quilters!



Looking forward to seeing you there, Shelley.

SHOW & TELL



With the arrival of **May**, we often think of flowers, especially for **Mother's Day**. So let's bring quilts to commemorate that holiday. Show and Tell us your story of floral themed creations, sweet memories of Mother that you stitched or perhaps show the fabric art made by your mother or grandmother. We treasure viewing timeless Vintage quilts as well. Will you share one with the guild?

Another May day to remember is **Cinco de Mayo** and our Spanish heritage in California. Perhaps you have made a quilt of that genre that we'd love to see. Spark our imaginations and enjoy the accolades we give each other in our quilting journeys! Oh and don't forget the additional theme of '**baskets and blooms**' that our President Pat mentioned! **See you and your quilts on May 10!**

P.S. For those who like to work ahead, **June** themes will be **Father's Day, school vacation, the start of summer, and graduation quilts**. Back to the sewing room!

Linda Duhe & Dot Demmin, Show and Tell 951 304-2137



Sunshine and Shadow



Our Guild is filled with wonderful members who are supportive of each other in so many ways. This column is meant to be an acknowledgement of members in good times & in times of need. If you know of any members, yourself included, who could benefit from a little sunshine due to illness, surgery or loss of a family member, or who are celebrating a major birthday, anniversary or new grandchild, please contact Patricia Weigel so that a card may be sent from the Guild, and congratulations and/or positive thoughts/prayers can be offered by our members.

We have no new reports for the past month.

SPRING RETREAT



Retreat News



We all had a blast at the Guild's retreat April 1-3 and as always the Vina de Lestonnac facility was fabulous. We enjoyed 3 days of sewing, friendships, great food, games, door prize drawings and massages. I hope you consider attending next year. The sign ups fill up quickly but we keep a wait list and

this year everyone on the wait list got to attend.

Next year, Sherry Riddle and Lynn Korito are co-chairing so contact them for any questions you might have. You can always ask Cheri and Pat as well since we co-chaired this year. It really is a weekend to look forward to. No stress, no chores, no cooking, no cleaning & the list goes on!

We have a raffle for an entry to attend for free. All you have to do is buy a ticket for **\$5** and we're having the drawing at the **June meeting**. It's a great way to attend for free. We'll also be drawing alternates so that if for some reason the winner can not attend, the next alternate has the opportunity to take the spot. Check your calendar for availability for **March 31 - April 2, 2017**. Hope you win!

Pat & Cheri



PRESIDENT'S QUILT

President's Quilt

Thank you for your generous support. Pat has served the guild long and with great fervor and deserves the nicest quilt we can make...and it's going to be great. If you took a block and find that you cannot complete it, please turn it back in. No worries. We are using a pattern that requires a specific number of blocks so we need them all.

Finished blocks due by July meeting.

Keep smiling!
Shirley

Merchandise Table



Jan Kay Miyo

The lucky winners of the April "Birds" Themed raffle were:

Lee Hart (purple tote bag)
Sandy Shammass (wool "Welcome" kit)
Barbara Ebberts (box of birdhouse+ fabrics)
Pat Jordan (bird pincushion made by Jan Dolan)
Marcy Sanchez (wool "june" kit)
Marjean Marich (Birdbrain designs kit)



Unfortunately, we weren't able to catch all of our winners, but we managed to get a photo of **Lee & grandson James** before they left the meeting. Thanks to all of you who continue to support our Guild by buying tickets & donating raffle items! Please visit us again next month to win some **"BASKETS & BLOOMS"**

BASKET BONANZA (BROWN BAG) EVENT



BASKET BONANZA (Aka Brown Bag)

Our April meeting was a bonanza alright!! I received so many wonderful and fantastic donations that I couldn't get them all in my car. It was unbelievable and just really made me excited to start making baskets.

We have 1 more meeting to accept donations, and I hope you will all take this last chance to go through your sewing rooms. You really need to clean out and make room for all the great baskets you are going to want to bid on. Sandy Hairgrove donated 9 large boxes of new fabrics and 15 or 20 bolts of fabrics plus a box of great patterns. The 2 boxes I just opened are full of 1 yard cuts!!

This is going to be an interesting, fun, and exciting event you won't want to miss. This is a good time to invite your friends and neighbors as **guests are free. June 14th** is the date, mark your calendars!

Be sure to bring address labels, otherwise you are writing your name on hundreds of tickets. The tickets are \$1.00 each - 7 for \$5.00 - 16 for \$10.00 or 35 tickets for \$20.00 you can see why you need address labels!!

Remember, **May is the last meeting where I will be accepting donations.** You can also drop any donations you may have off at my house at your convenience.

Sherry Riddle, Ways & Means



Monthly Mini



Hello Quilters! **Maureen Nelson** here with the Monthly Mini! Wow, and what a monthly mini we have! Here it is May and we have a Snow Man family that has traded in their mufflers and winter garb for a sunny day in the garden! **Embroidered and Quilted by Julie Nims**, These happy snow people are all smiles as they soak up the sun and don't even melt (unless of course you are talking about your hearts!). The Spring Garden below

welcomes the winter fugitives and they just may never return to the cold after their "brush with the sunshine".

Charm Squares

- Come to the Charm Square Table to sign up & get a participation number and the total number of participants for each month.
 - Charm Squares are fabrics that are NOT washed & should be quilt store quality fabrics.
 - Cut 4 different fabrics each 6 1/2 inches square for each participant. Do not use the selvage edge.
 - Each group of 4 fabrics should be pinned or clipped together with your participation number.
 - Be responsible for your squares arriving at quilt meeting if you signed up.
- If you signed up for MAY the theme is **PATRIOTIC FABRICS**
✳ Charm Squares will not be active during June, July & August...
- The September theme will be available at the table in May. Sign Up!



MAY



© Can Stock Photo - csp6369726

Note from Pat.....

Philanthropy and our Guild

As you all know, we have a special program that is the heart and soul of our guild. Philanthropy is so very important to what we do here at the guild that the members that have been involved in this effort are considered very special and go the extra mile to keep this essential program alive and well. **I want to take this opportunity to thank Diana White** who has done an exceptional job over the past few years as our **Philanthropy Chair**. She has worked very hard to make sure our quilts are made and finished and delivered to those in need. It is a continuous effort to make everything work well and that includes hauling fabric and materials to each monthly Philanthropy sew-in so the supplies are there and ready for those who show up to sew. It's much like a friendship group and everyone that puts the effort in to work on this committee are all very special and deserve our appreciation. I encourage everyone to join in and help this group of good doers.....**thank you Diana and committee from the bottom of our hearts!** Diana.....Thank you for your selfless service and for continuing chairing this position, even after you became our Treasurer. You said you wouldn't let it fall apart, and you kept your word. Both jobs must have been a huge burden and we appreciate you sticking with the Philanthropy Chair until we could find someone to take over. **THANK YOU SO MUCH!**

And now we have two members who have agreed to take on the job of **Philanthropy Co-Chairs**. They are **Ida Colvin and Karen Wurfel**. If you haven't met them yet, please introduce yourself and find out more about Philanthropy. They have been in training (thanks to Diana) for several months now and are ready to step up to the task of Co-Chairing this amazing program. They have new ideas and are ready to bring them to our guild. A huge welcome to both Ida and Karen!

Thank you to all,
Pat Jordan



Philanthropy is an integral part of our wonderful Guild.

Every year we donate pillowcases, dog beds, dementia/stroke activity blankets and of course ...quilts... quilts in all shapes and sizes! In future Newsletters we'll highlight specific charitable donations and progress for this year.

Great things are happening, so come join the fun! There is something for everyone. At the next guild meeting you can pick up kits or instructions to sew at your leisure, take home a completed quilt top and materials ready for quilting or binding, bring in your own items or better yet ... join us for one of our monthly Philanthropy days.

Everyone is welcome to join us on the last Saturday of each month. We meet at Heritage Mobile Home Estates' club house from **10am-3pm. Bring a lunch** and enjoy fellowship as we do our part to share the comfort of quilts with those who need it most. Bring your machine to sew or just your energy and help make kits. What's your interest? Whether it's piecing, appliqué, coordinating fabric, cutting, pressing, quilting, or binding ... we need you. Remember ... it takes a Guild!

Hope to see you on **May 28th.**

Heritage Mobile Home Estates, 31130 S General Kearny Rd Temecula

Ida Colvin, Karen Wurfel & Diana White

Quilter of the Month: Shelley Wilson



Quilter of the Month Shelley Wilson

Shelley harkens from the East Coast, Springfield, and still has a piece of property on the beach next to her aunt's home. It was in an aunt's home that she fell in love with quilting. There she discovered her great grandmother's amazing crazy quilt. Her quilting gene was activated, and her love of quilts blossomed over the years.



At the tender age of 3, her father moved the family to San Diego and she became known as "The California Girl" by her East coast relatives. In 6th grade they moved to Westminster where she completed school.

In high school Home Ec. she made all of her gowns. In fact, she had an arts and craft leaning since almost the beginning, witnessed by a photo of her at the age of 3 with a needle and thread. After high school, Shelley only applied to UC Santa Barbara, so fortunately she was accepted.

She met her husband there, they were married and 2 days later they moved to Norway! There she completed her college education while learning Norwegian in long lectures!! Fortunately Old English and ancient Norwegian were related, which helped her pick up modern Norwegian. Things were so expensive there, that she did a lot of sewing. For 6 years she lived in Bergen, Norway and loved it. "It is a beautiful spot," she says. Unfortunately, that marriage ended, and she returned to California. Shelley told me she is still able to speak Norwegian.

Shelley finished her very first quilt 4 hours before her first daughter was born, a panel that she hand quilted. Shelley's 2nd quilt came when her daughter graduated high school and went off to college. She has 2 daughters who are now successful as a special education teacher and an estate-planning attorney. Happily, Shelley and Bill have been married for almost 37 years now.

About 11 years ago she took an actual quilting class from B.J. at Ellen's shop. She said she came to the guild because Ellen told her to. She joined when Gloria was president. Shelley made 1 quilt a year until she retired last year. She loves the wide variety of techniques and hasn't settled on a favorite.

She is inspired by all kinds of quilting from our show and tell, various quilt shows, the exhibits at Bowers Museum, and the show last year in New Orleans. Her husband is artistic, and in the plans are for him to draw designs for applique for Shelley to sew.

Now that she is retired, Shelley is excited about getting more involved in the guild and taking classes. She loves to volunteer at the guild and with Quilts of Valor. One of her guiding principles is that handmade quilts given with love make a difference in people's lives.

Shelley, you surely do make a difference in the lives of all who know you.



Block of the Month

Block of The Month 2016: Block #5 Drawing at September general meeting

Yes, that is not a mistake – the drawings for the next four blocks will be at the September meeting. That is why we are doing this block now; it is the most difficult block we are doing this year. This gives you plenty of time to complete it. It isn't really difficult to sew, but there are a lot of pieces. It is a beautiful block and will make a wonderful quilt. We are still using our black, white, grey, and one color of your choice palette. We encourage you to make two blocks, one to enter in the drawing and one to keep. Be accurate on your seams and sew a scant quarter inch. The block is called Tulip Block by Patty Sloniger.



Cutting Instructions (for one block): From the White fabric:

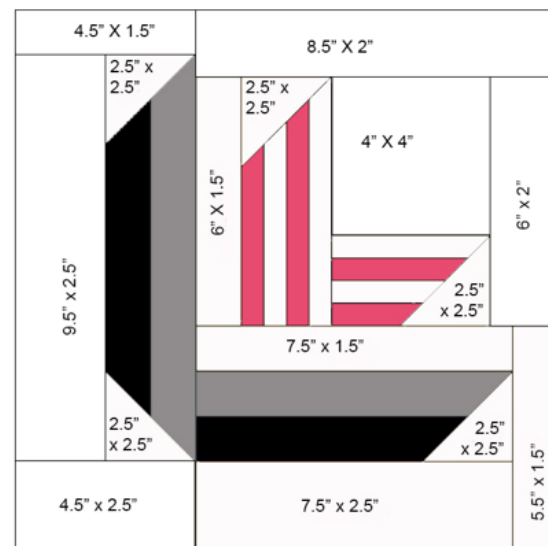
One 4 x 4" square;
One 1.5" strip WOF (width of fabric)--then sub cut to one of each: 7.5"; 6"; 5.5"; and 4.5"
One 2" x 14.5" strip, sub cut to 8.5" and 6"
One 2.5" strip WOF, --then sub cut to: one each of 9.5"; 7.5"; 4.5"; and five 2.5" x 2.5" squares
Two 10.5" x 1" strips of the White fabric

All dimensions listed in adjacent photo are cutting dimensions, not finished sizes.

From the Color fabric: Two 10.5" x 1" strips

From the Gray fabric: One 17.5" x 1.5" strip

From the Black fabric: One 17.5" x 1.5" strip



Assembly Instructions: Part 1

- Sew the two Gray and Black strips together as shown on the left.
- Cut into two lengths, one 9.5" and the other 7.5".
- Mark a diagonal line, corner-to-corner, on three 2.5" White squares. Align on the black & gray strips as shown in C & D.
- Sew on the marked line and trim.
- Press the White corners back.


(CONTINUED, NEXT PAGE)



Part 2:

- A. Alternate and sew the two Color and two skinny White strips together as shown on the right.
- B. Cut into two lengths, one 6" and the other 4".
- C. Mark a diagonal line, corner-to-corner, on two 2.5" White squares. Align on the striped strips as shown C & D.

- D. Sew on the marked line and trim as shown.
- E. Press the White corners back.



Part 3:


Sew together in three sections following the alphabetic order pictured on the right. Sew A to B, then add C and D for the first section. E through J make the second section and K through N are the third.

Now sew the three sections together. Sew section two to section three first and then add section one to the side to complete the tulip.

We sure hope you enjoy making this block – it looks beautiful when completed.

Thanks

Adriane Ridder & Shelly McNeely
Block of the Month Coordinators



**Do you have quilting related jokes,
antidotes, or sayings? How about interesting or fun
quilt/sewing related websites?**

**Do you have a fun quilt story to tell?
Do you have news that Guild members will enjoy?**

SUBMIT to your newsletter editor!

This is your newsletter!



New Member Tea



New Member Tea

Valley of the Mist Quilters Guild will be hosting a New Member Tea so please mark your calendars! Save the date for Saturday, June 25th from 2-4 pm. We will be sending invitations during the first week in June to all new members since January, 2015.

This will be a great opportunity to find out more about our guild, get to know everyone better and enjoy an afternoon tea. You are encouraged to bring a show & tell project (does not have to be finished) and we'll have a few door prizes as well.

*Watch for details and invitations.
Hosted by Candice Dalton, Janice Emmerson, & Pat Jordan*



Opportunity Quilt

Our **Opportunity Quilt** is traveling this month to Orange County to the Beach Cities Guild. They had their opportunity quilt at one of our meetings recently and this month I will take our quilt to sell tickets at their meeting.

In June I will be attending the North Cities Guild meeting to sell tickets. **The North Cities Guild will be at our meeting on May 10th.** Our former member, **Marc Joost**, is a member at North Cities and will be back to sell tickets for North Cities and visit with everyone. Bring a few extra dollars to support our sister guild as they usually buy lots of tickets for our quilt.

If you haven't picked up your packet of tickets yet or are a new member, see me at the meeting for your tickets.

Gloria Bachmann



CHALLENGE QUILT



Valley of the Mist Quilters Guild 2016 Challenge Quilt Rules

Our Hispanic Heritage



Heritage" is defined as the customs and traditions that are handed down from generation to generation of families and society. Hispanic culture is prevalent throughout beautiful California from the Spanish architecture we see all around us to the names of many of our cities and streets. Jane Tenorio-Coscarelli will be our featured quilter at the 2016 quilt show. She is known for her colorful quilts depicting Hispanic themes, plus National Hispanic Heritage month runs from September 15th to October 15th...right in line with September meeting and our quilt show. We will be celebrating by making this the theme for our 2016 Valley of the Mist Challenge Quilts.

Rules

- ☀ Entry must be a new quilt created especially for this challenge.
- ☀ The quilt theme must be a clear representation of some aspect of Hispanic heritage. For example, architecture, food, traditions, holidays, color, etc.
- ☀ Quilt may be pieced, appliqued, or drawn. Art mediums may be used such as fabric paints, watercolor pencils or crayons or ink.
- ☀ Quilt may be an original design or made using a published pattern.
- ☀ Name your quilt and pin a 3x5 card to the front telling us more about it. Your name may not be on this card and the label on the back will be covered.
- ☀ Quilt must be labeled on the back with the name of the quilt, indicating whether design is original or pattern. Should a published pattern be used, note the name of the pattern and the designer. Include your name and date of completion.
- ☀ Finished quilts will be displayed at the September 13th meeting where members will vote. There will be three ribbons awarded: best interpretation of theme, best use of color, and most innovative. Winners will be announced at September meeting and will be on display at the quilt show in Old Town
- ☀ Challenge chairperson will hold all of the quilts for display at the quilt show in Old Town on October 1st. Quilts will be available for pickup on quilt show day at 4:00 pm or at the November 9th guild meeting.

Contact: Shirley Brown

sebrown236@gmail.com

(951) 210-0560



***Call for Quilts at the Quiltfest Oasis Palm Springs Exhibit October 6-8, 2016
Entry Forms can be found on SCCQG Website www.sccqg.org

SCCQG 2016 Quiltfest Oasis Palm Spring Exhibit Presented by Mancuso Show Management

“Capturing the Colors of California - Hues, Tints, Shades, and Tones”

HUES are the fundamental pigments that identity the full gamut of colors.

TINTS are merely any colors with white added.

SHADES are humbly any color with black added.

TONES are initiated by greying down hues with both white & black.

As you travel around the highways, byways, unknown locations, and surprising vistas in the state of California, what colors are unique to that particular spot? Is it the blues of the oceans, the greens of the forests, the neutral tones of the desert, the oranges of the poppy fields, the varied colors of the mountains or a cityscape? There is a continuous difference in the colors affected by the surrounding environment, temperature and the weather conditions from one moment to the next. Select a color scheme of your choice inspired by that particular place in California. Next, create a quilt utilizing the chosen colors. What traditional or contemporary block(s), appliqué pattern, or mixed quilting techniques could be used to enhance the colors? The quilt can be traditional, modern, or an art quilt.

Parameters:

- ⌘ Create a quilt based on the theme “Capturing the Colors of California.”
- ⌘ The entire quilt, oriented horizontal, must measure 24” horizontally and 20” vertically, including binding. Embellishments must not protrude more than ½” from the surface of the quilt.
- ⌘ The quilt must be made with fabric and quilted either by hand or machine or both. It must consist of three layers, and be either bound or closed along the edges.
- ⌘ On the reverse side include a label with your name, email address, mailing address, phone number, and quilt title and the guild to which you belong. A four 4” sleeve is required.
- ⌘ Your entry must be free of any text or images protected by copyright, unless you have the expressed written permission from the person or institution that holds the copyright and you provide that written permission with your submission.
- ⌘ The entry form must be completely filled out including a brief statement sharing your inspiration for the quilt linked to the theme of the challenge of no more than 150 words. Include a photograph of your quilt with the entry form.
- ⌘ An entrant must be a current member of a member guild of the Southern California Council of Quilt Guilds.
- ⌘ By completing a Call for Entry, you are agreeing to allow your work to be displayed for the duration of the Festival.
- ⌘ Entries must be submitted by June 1, 2016. Your entry should be sent to Stephania Bommarito, 18924 Patronella Avenue, Torrance, CA 90504.
- ⌘ Further information to follow regarding where and when to send your quilt for collection.
- ⌘ If you have any questions, contact Stephania at 310-503-7989, quiltwizard1024@gmail.com.



A great website to discover the many possibilities of including tints, shades, and tones with hues to form a color palette for your quilt can be found at www.design-seeds.com

Places To Go.....Quilts To See

- **MAY12-14, 2016 QUILT, CRAFT & SEWING FESTIVAL**
Del Mar Fairgrounds 2260 Jimmy Durante Blvd. Del Mar, CA * Bing Crosby Hall
5/12 & 5/13: 10 am-5 pm 5/14: 10 am-4 pm
Sewing, Quilting, Needle Arts & Crafts, All under one roof!
INFORMATION: quiltcraftsew.com
- **May 21 & 22, 2016 ANTELOPE VALLEY QUILT ASSOCIATION**
QUILT SHOW & AUCTION "DESERT GARDEN"
Sat: 10-5 Sun: 10-4
2551 West Avenue H, Lancaster, CA 93536
Quilt & Wearable Art Exhibits, Vendors, Raffles, Classes, Modern Quilts
Auction Saturday 1:30 pm, Children's Workshop Sunday 1 pm
INFORMATION: Jamie Harrington (661)754-5019 , www.avqa.org
- **June 4-5, 2016 BEACH CITIES QUILTERS GUILD**
"FantaSea of Quilts"
Quilt Show, Vendors, Opportunity Quilt drawing, Hoffman Challenge Quilts
Soka University Gym: 1 University Drive, Aliso Viejo CA 92656
INFORMATION: www.beachcitiesquilters.com
- **June 24 to August 28, 2016 50th Annual SAWDUST FESTIVAL**
Classes, Shopping, Food, Entertainment
Local Artists, Fine Arts & Crafts,
935 Laguna Canyon Rd., Laguna Beach, CA
10 AM to 10 PM Daily
INFORMATION: www.sawdustartfestival.org





Please Support Our Advertisers



Sincere Sew & Vac

SALES . SERVICE

We Service All Makes And Models

31705 Riverside Dr.
Lake Elsinore, Ca 92530

951-674-1808

COZY Creative CENTER

756 Jamacha Road, El Cajon, CA

Just 1.5 miles
south of I8.
Take the
Second St exit
in El Cajon.



619-670-0652

CozyCreative.com

BERNINA
made to create

Handi Quilter
Designed by a Quilter, for Quilters.

Koala studios
Fine Sewing Furniture Custom Built in America

**Open 7 days
a week**



Sunday Noon-5pm • M-Th 10 am - 6 pm • Fri 10 am - 3pm • Closed Sat
www.bluebirdquilts.com / 909.514.0333



Bonnie E. Hallett

Affordable—Starting at .01 per inch
Fast Turnaround—Usually under 2 weeks
Computer guided Pro-Stitcher

**Hallett's Quilting
Service**

35109 Highway 79 #212
Warner Springs, CA 92086
760-782-3763
hallettb@att.net

Quilts of Valor

Norma E. Enfield

P.O. Box 366

Murrieta, CA 92564

We are a 501(c)(3) non-profit organization

Creating Comfort, Love & Respect
for our Veterans, one quilt at a time

(951) 698-8791

quiltingtwin@verizon.net

www.QOVFTemecula.org

Sprague Quilts

1660 Ord Way
Oceanside, CA 92056
(757) 710-2816

A Teaching & Working Studio

loissprague@gmail.com



Fat Quarters Quilt Shop



728 Civic Center Dr.
(formerly Escondido Ave)
Vista, CA 92084
760-758-8308

www.fatquartersquiltshop.com

Monday thru Saturday 10:00 am – 5:30 pm
Closed on Sunday

Over 4000 bolts of the NEWEST fabrics!
Check out our 25% off Daily Sales!

Stop by and be inspired -
Meet your friends at Fat Quarters Quilt Shop!
Quilting the world together one stitch at a time since
1999!

I'd Rather Be Quilt' n

14 Years Long-Arm Machine Quilting
Professional Quality Work @ Affordable Prices
Custom/Pantographs
Pantographs Quilted Edge to Edge
Large Pattern & Thread Selection
Quilter's Dream Battings (100% Cotton, 70/30, poly, wool)
Warm & Natural Batting
Smoke-Free Environment

Ruth A. O'Neill

951-699-4887 Temecula



To advertise in this Newsletter
Please Contact: Cheri McDowell
mcdowell22@verizon.net

**Valley of the Mist
Quilters Guild**
27275 Ynez Rd. #435
Temecula, CA 92592

[http://www.
valleyofthemistquilters.com](http://www.valleyofthemistquilters.com)

Find us on Facebook



PLEASE NOTE

As of April 1, 2016, we will no longer be mailing out newsletters. If you do not have an email address listed with the guild, you can read and/or download & print the newsletter from our website,
<http://valleyofthemistquilters.com>
A few copies of the newsletter will be available at Guild meetings for new members, or if you wish to pick up your copy there, please contact Newsletter editor,
Cheri McDowell

MISSION STATEMENT

Our Guild was formed in 1990 and is a non-profit organization. The purpose of our Guild is to promote cooperation and the exchange of ideas among those persons interested in or engaged in quilting and to further the education and skill levels of our members.

Our Meeting Location

**Community
Recreation Center**
**30875 Rancho
Vista Rd.**
Temecula, CA

Exit the 15 Freeway at
Rancho California Rd.
and go East.
Go to Ynez Rd. and
turn right.
Go to Rancho Vista
Rd. and turn Left
The CRC is
approximately 1.5
miles on the right-
hand side.

**All Sewers
Welcome**

DON'T FORGET!

- ☐ General Meeting
Tues., May 10 @
6:15 pm
(remember time
change)
- ☐ Don't forget to
wear baskets or
blooms for an
extra door prize
ticket
- ☐ Sign up for
Workshops
- ☐ Bring Block of the
Month
- ☐ Sign up for
Challenge Quilt
- ☐ Bring Show
& Tell
- ☐ Bring US Vets
Donation
- ☐ Bring Charm
Squares
- ☐ Bring items for
Brown Bag Event
- ☐ Get your
newsletter
articles in by the
20th of each
month
- ☐ Bring President's
Quilt blocks!
- ☐ *MAY Birthdays?*
Bring door prize &
snack to share
- ☐ Board Meeting on
Monday, May 16th
@ Moore's, 6:30
pm

