



Baste & Banter

Happy Birthday Valley of the Mist!



Inside This Issue

September Program	1
President's Message	2
Dessert Challenge	3
Challenge Quilt	4
Prog. & Room set up	5
Quilt Show News & information	6&7
Quilt Show Forms	8,9,10
Philanthropy	11
Quilter of Month	12
Show & Tell & Workshops	13
Opportunity Quilt & Elections	14
Charm Squares & Merchandise Table	15
Monthly Mini & Sunshine/Shadow	16
Block of Month	17
Places to Go	18
Advertisers	19&20
Reminders	21

In September, we celebrate the **26th year of Valley of the Mist Quilters Guild**. Join us for a fun filled evening featuring our **annual Challenge Quilts**, which this year will reflect the Hispanic Heritage of Southern California. See everyone's interpretation of this theme and vote for your favorites.

While you are enjoying the quilts, you can taste any or all of the amazing desserts that also await your vote.....our **annual dessert challenge** features many **homemade** desserts from your kitchens! Its sure to be an exciting, beautiful & tasty evening.

All of our **regular guild activity tables** are back also...so bring \$\$ for merchandise table & monthly mini and check out block of the month, charm squares, library selections, philanthropy projects, door prizes, show & tell and much more.

Come & celebrate with us! Bring a guest !



Tuesday, September 13
6:15 social time
6:45 Meeting

President's Message



Hello Quilters!

Happy Birthday to our guild! This month marks 26 years of existence and we're flourishing with our strong and increased membership. Our membership is so awesome and you continue to show your spirit by volunteering to help in so many different ways. Our **August Philanthropy sew in** was so much fun and so productive. There were so many quilts that were completed, and kits that were made and distributed for take home - it warms my heart ❤️💕. I'm sure Karen and Ida will give us a report soon on how we did! Thank you for caring about those in need and helping our guild fulfill our commitment to them. With Christmas around the corner, there are so many veterans and others who have been met with hard times and we make a huge difference in their lives. Thank you for doing your part, and helping to ease the pain and suffering they are experiencing.

This month we will be celebrating our guild's 26th birthday. As in past years, we will be having a **dessert challenge** along with the **Challenge Quilt** competition. You can call Shirley Brown if you have a last minute challenge quilt entry and you can call Kathy Silva if you want to participate in the dessert contest (look for contact information in the newsletter articles). I know you've all missed our **regular meeting activities**....I sure have. Things like our charm squares and block of the month drawings, monthly mini drawing (member made – tickets available at meeting), merchandise drawings (usually includes sought after member made items – tickets available at meeting) and of course our door prizes (provided by our members who have had June-September birthdays – don't forget to bring a door prize if you had a birthday)! We'll have an **extra special door prize for everyone who wears something to celebrate our Hispanic Heritage** since this is the theme of our Challenge Quilt. Only those who wear something theme related will get a ticket for this prize. This could be something along the lines of **wearing hispanic heritage clothing (serape, sombrero, Hispanic dress or blouse, etc.) or a name tag with Mexico's flag colors (combination of red, green and white or chili peppers)** or anything that our wonderful Door Prize hostess Edith Nicholson agrees is an effort to celebrate our Hispanic Heritage theme.



In **October** we have internationally known quilt artist **Sylvia Pippen** who will inspire us with her innovative quilts as she presents her trunk show and her **Sashiko & Cyanotype** workshop (day after meeting). I am so excited to finally get to meet her and see her fabulous work. There may be space available at the workshop, so call Shelley Wilson if you're interested.

I hope your summer was safe and lots of quilting was accomplished. Unfortunately we spent most of our time at doctors and hospitals, but my husband is hanging in there and trying to get strong after completion of chemo treatments. He is cancer free after a long haul so this is the good news....now he needs to get healthy again so the doctor appointments continue! **Thanks for your support during this tough time. I appreciate you all so very much.** I'm looking forward to seeing you at the meeting and hope you stay cool through the rest of the summer!

Your Pres Pat



Dessert Contest

September Guild Meeting



CONTEST GUIDELINES

- * MAKE YOUR MOST DELICIOUS DESSERT
- * DECORATE TO THE THEME OF HISPANIC HERITAGE (OPTIONAL)
- * MAKE A SIGN WITH NAME OF DESSERT AND
- * NOTE ANY INGREDIENTS THAT MIGHT CAUSE ALLERGIC REACTION BY OTHERS (E.G. NUTS, SOY)
- * HAVE 3X5" RECIPE CARDS PRINTED (OPTIONAL)
- * CUT DESSERT AHEAD OF TIME INTO BITESIZE PIECES TO ALLOW MANY TO TASTE
- * DO NOT IDENTIFY YOURSELF

* WHEN: **Tuesday, SEPTEMBER 13, 2016**

* WHERE: GUILD MEETING - COMMUNITY RECREATION CENTER

* TIME: **ARRIVE BY 6:00 PM** SO WE CAN SET UP EARLY

* VOTING WILL BE ANONYMOUS - VOTING SLIPS AVAILABLE FROM HOSPITALITY HOSTESS

**Contact Kathy Silva
(490)226-0070**



Challenge Quilt

Valley of the Mist Quilters Guild 2016 Challenge



Our Hispanic Heritage



Prepare your quilt for judging

1. Reread the rules again to make sure that your quilt meets the defined criteria.
2. Bring your quilt early to the September 13 meeting, as we will be hanging them on pipe and drape. I will be there before 6 pm to begin hanging them.
3. Completely cover your label and/or anything that will let viewers know to whom it belongs. We want judging to be based solely on the criteria below.
4. Type or print a short explanation of how your quilt meets the criteria of the challenge on 3x5 paper or card and attach to the bottom front of your quilt.

Rules

- ☀ **Entry must be a new quilt created especially for this challenge.**
- ☀ The quilt must be a clear representation of some aspect of Hispanic heritage. For example, architecture, food, traditions, holidays, color, culture, etc.
- ☀ Quilt may be pieced, appliqued, or drawn. Art mediums may be used such as fabric paints, watercolor pencils or crayons or ink. Embellishments are ok.
- ☀ Quilt may be an original design or made using a published pattern.
- ☀ **Name your quilt and pin a 3x5 card to the front telling us more about it. Your name may not be on this card.**
- ☀ For the quilt show, your quilt must be labeled on the back with the name of the quilt, indicating whether design is original or pattern. Should a published pattern be used, note the name of the pattern and the designer. Include your name and date of completion. **Completely cover the label for the challenge voting.**
- ☀ Finished quilts will be displayed at the September 13th meeting where members will vote. There will be three ribbons awarded: best interpretation of theme, best use of color, and most innovative. Winners will be announced at the September meeting and will be on display at the quilt show in Old Town
- ☀ Jane Tenorio-Coscarelli, our featured quilter, will select her favorite for an additional award.
- ☀ Challenge chairperson will hold all of the quilts for display at the quilt show in Old Town on October 1st. Quilts will be available for pickup on quilt show day at 4:00 pm or at the November 9th guild meeting.

Shirley Brown

sebrown236@gmail.com

(951) 210-0560



ATTENTION CHALLENGE QUILTERS

I am so sorry. I announced that there would be a first, second & third place prize for the challenge quilt contest. I just reviewed the rules and saw that they state that there will be a prize for best use of color, most innovative, & best interpretation of theme. In keeping with the rules, each winner will receive a blue ribbon and \$25 gift certificate. Call me if you have any questions. Shirley (951)210-0560

Monthly Program & Room Set Up

The chart for our Monthly Set Up for Guild meetings is below.

Our September meeting brings us back to a more routine schedule & our annual Guild birthday celebration with Challenge quilts & dessert challenge....don't miss this fun meeting! And there are only 3 months left in the year after that....October & November bring speakers, elections, our Quilt Show and presentation of annual President's Quilt. December is our annual holiday party potluck.

Stay tuned for next year's monthly schedule coming soon!

Valley of the Mist Quilters Guild Program and Room Set Ups

	January	February	March	April	May	June	July	August	September	October	November	December
									Anniversary Past Pres Trunk Show			
Program	Speaker	Speaker	Speaker	Speaker	Speaker	Brown Bag	Quilters University	Phil. Sew In	Challenge Quilt	Speaker	Member Showcase	Holiday Party
Block of the Month	yes	yes	yes	yes	yes	no	no	no	yes	yes	yes	no
Challenge Quilt	yes	yes	yes	yes	yes	no	no	no	yes	no	no	no
Charm Squares	yes	yes	yes	yes	yes	no	no	no	yes	yes	yes	no
Door Prizes	yes	yes	yes	yes	yes	no	no	no	yes	yes	yes	no
Library	yes	yes	yes	yes	yes	no	no	no	yes	yes	yes	no
Merchandise Table	yes	yes	yes	yes	yes	no	no	no	yes	yes	yes	no
Monthly Mini	yes	yes	yes	yes	yes	no	no	no	yes	yes	yes	no
Opportunity Quilt	yes	yes	yes	yes	yes	yes	no	no	yes	yes	yes	no
Philanthropy	yes	yes	yes	yes	yes	no	no	no	yes	yes	yes	no
Show and Tell	yes	yes	yes	yes	yes	yes	yes	no	yes	yes	yes	no
Refreshments	yes	yes	yes	yes	yes	yes	yes	yes	yes	yes	yes	yes
						Board provides			Dessert contest			Members Potluck



Quilt Show News

QUILT SHOW NEWS AND UPDATES

Next Quilt Show Meeting: September 15 at 12:30 at the Grace Melman Library in Temecula

DEADLINES:

- If you haven't yet submitted your **display form** to show your quilts in the show, please be sure to bring it to the **September** meeting or mail it to Gail **ASAP!** It is a big job to determine locations for hanging assignments.
- **Large and small auction quilts with forms attached are due at the September meeting!** If for some reason you cannot be there, you need to contact Gail right away and she will make arrangements for you to get the quilts and forms to her. Thank you for your contributions!

We still have postcards to be given out! Please help us spread word of the Quilt Show date by delivering some postcards to the places where you do business in the area. Big thanks to Dru Farrell for handing a whole bunch out at the recent quilt show up in LA!

If you have **anything to donate** that you think might make a good "warm-up" item for the live auction, we'd sure appreciate having it! We thought homemade preserves might go over well, for example. Last year we had a mini quilt framed under glass, a quilted jacket, and a teddy bear made from a vintage quilt.

We will again be signing up volunteers for the quilt show at the September meeting. We really need your help!

Volunteer jobs and hanging location assignments will be emailed to you 1-2 weeks prior to the show.

We will be hanging ropes on Friday pm, September 30 so they are ready for the next day. We will meet at the corner of Old Town Front Street and Sixth Street in front of the Gardener's Cottage (Chaparral Building). Meet us there at **5 pm (we should be done by 7 pm)**. We need manpower! Bring a ladder or step-stool, scissors or a knife to cut rope.

QUILT SHOW DAY:

- **Do NOT** hang quilts blocking a shop's doorway, walkway, or signs, even if you find ropes or wires there. This really irritates the merchants, who need to get customers into the shops.
- **Bring a stepladder or stepstool** to facilitate hanging your quilts. Better yet, bring the ladder and an agile husband, or other family member who can handle climbing the ladder! The Kiwanis Club (providing security) may have some club members able to assist.
- **On the morning of the quilt show Binder clips and skirt hangers for hanging quilts will be available at the Community Theatre courtyard auction site AND at the Chaparral Building (at the Gardener's Cottage, front corner) located at Old Town Front St. and Sixth St.**
- **The quilt show starts at 10 am**, so be sure your quilts are all up and looking good by then. People will already be in town, wandering around by then so the earlier the better!
- **IF POSSIBLE**, please wear a white top and blue bottoms, an apron and your guild name tag so people know you're with the show.
- There will be an information table near the Silent Auction with volunteers handing out maps, directing visitors to our venues, public restrooms, and ATM locations. We ask everyone to carry a few of these maps to hand out to people who ask. And they will ask!
- **Please leave your quilts up until 4pm**, when the quilt show officially ends! When taking down, please also take down ropes, the clips and skirt hangers. Gail will collect all these at the October Guild meeting. While we do go back through town to collect any that were missed, please do your part and collect them for Gail. Bring them to the October meeting.

OUR VENUES ARE AS FOLLOWS:

- **VENDORS** are at the Civic Center/City Hall Conference Center, 41000 Main St, all day, 10 am to 4 pm
- **Small Quilt/Silent Auction** is at 28601 Old Town Front St., in front of Crepe Vine (formerly Cafe Daniel) until 12:30 pm
- **Live Auction** is in the Temecula Community Theatre courtyard at 1 pm: 42051 Main St
- **Featured Quilter Jane Tenorio-Coscarelli** is at the Merc, adjacent to the Theatre courtyard all day, 10 am to 4 pm: 42051 Main St
- **Challenge Quilt Display and the Guild Opportunity Quilt** will be at Cheryl's Antiques, 28535 Old Town Front St., all day, 10 am to 4 pm

Thank you for participating in the Quilt show, and for all your help!

Gail Ledbetter, Quilt Show Chair, & Ellen French, Quilt Show Assistant





MEN WANTED!!!

Quilters, It's time to rally those big strong husbands, sons, and grandsons. We need men to help with the hanging of the ropes Friday evening September 30 about 5:00 p.m. This is the night before our SPECTACULAR 2016 Old Town Temecula Outdoor Quilt Show.

Members of the quilt show committee will be circulating throughout the room at our July, August and September meetings with a volunteer sign up sheet.

Remember, high schoolers can get community service hours for helping at the rope hanging and the next day at the show.

We can all help to make this our best quilt show ever!!

Different Ways/Areas for Hanging Quilts in our Quilt Show

There are several different ways you could display the quilts that you make in our upcoming 17th Annual Old Town Temecula Outdoor Quilt Show, taking place on Saturday, October 1st, 2016. **Below are the ways & the persons to contact for further information.**

1. **Display quilts in the quilt show:** **Gail Ledbetter/Ellen French**
2. **Large Quilt Live Auction:** **Gail Ledbetter/Ellen French**
3. **Small Quilt Silent Auction (perimeter less than 100", table runners, bags, aprons)**
Candice Dalton
4. **Challenge Quilts:** **Shirley Brown**
5. **Quilt Walk:** (Quilts are hung in participating Old Town businesses 2 weeks prior to show) **Marlene Oaks**
6. **Philanthropy:** (Quilts hung in the show & then donated to community organizations predetermined by philanthropy committee) **Diana White, Ida Colvin & Karen Wurfel**
7. **As we get closer to the date of the quilt show, we will be asking for your help in specific areas and will be asking for sign ups in August & September.**



Quilt Show Quilt Display Form

FILL OUT WITH THE NUMBER OF QUILTS YOU ARE HANGING IN THE SHOW & BRING TO SEPTEMBER MEETING OR MAIL TO GAIL ASAP.

OLD TOWN TEMECULA OUTDOOR QUILT SHOW October 1, 2016

Display of personal quilts

You will be hanging your quilts at your assigned location on Saturday, Oct. 1 BEFORE 10am

PLEASE PRINT AND FILL IN COMPLETELY! For Mail-In Registration, see address below

Quilter's Name _____

Address _____

Phone (Home) _____ (Cell) _____

Email you check regularly _____

_____ Number of quilts you wish to display in each category: _____ Wall/Baby _____ Lap

_____ Twin _____ Full/Double _____ Queen _____ King *** _____ TOTAL

Number of Quilt Show labels you would like: _____

Friendship Group if applicable _____

Location preference ** _____

****Please note we cannot guarantee this location**

You can prevent damage to or theft of your quilts by hanging a clean sheet behind any quilt you display and by not leaving your quilts unattended during the show. While we are assisted with security by local Kiwanis members, you are ultimately responsible for your own quilts.

Please read and acknowledge the following:

I understand that I alone am responsible for the safety and condition of any quilts I display in the Old Town Temecula Outdoor Quilt Show. I agree to hold harmless the Valley of the Mist Quilters Guild in the event of any damage to or theft of my property. I further understand that both the Guild and show attendees will probably photograph my quilt(s), as the quilt(s) will be hanging in a public place. I hereby grant permission to the Valley of the Mist Quilters Guild to publish any photographs of my work displayed in this show for non-commercial use.

Signed: _____ Date: _____

**VALLEY OF THE MIST QUILTERS GUILD THANKS YOU FOR YOUR PARTICIPATION Mail in registration
MUST BE POSTMARKED BY AUGUST 4, 2016 and mailed to:**

Quilt Registrar

32173 Jubilee Road Winchester, CA 92596

OPEN TO GUILD MEMBERS ONLY



Large Quilt Auction Donation Form

FILL OUT & ATTACH TO YOUR "LARGE QUILT" AUCTION DONATION. BRING TO SEPTEMBER MEETING OR CONTACT GAIL FOR DELIVERY ARRANGEMENTS.

2016 OLD TOWN TEMECULA OUTDOOR QUILT SHOW LARGE QUILT AUCTION FORM

***Use a separate form for each quilt.

***PLEASE PRINT AND BE SURE ALL INFORMATION IS COMPLETE & ACCURATE
QUILTER(S) NAME(S):

_____ **If this is a group quilt, please list names of all who participated above

Address _____

Phone (Home) _____

(Cell) _____

Email you check

regularly: _____ (Please
print!!)

Name of Quilt to be auctioned (MUST have a name):

Dimensions: _____ Pattern: _____

Check one: _____ Wall _____ Lap _____ Twin _____ Double/Full _____ Queen _____ King

Check all that apply to this quilt:

_____ Hand pieced _____ Hand quilted _____ Hand appliqued

_____ Machine pieced _____ Machine Quilted (By whom?) _____

_____ Machine appliqued _____ Vintage? If so, Circa _____

Any additional

details: _____

Reserve Amount, if any: \$ _____

Please read and sign the following:

I understand that this reserve amount means that if bidding does not reach this amount, the item will be returned to me, unsold. I understand that I may elect to receive 50% of the proceeds of the sale of this item or I may elect to donate 100% of the proceeds of its sale to the Guild. I understand that the Guild may choose to donate all or part of the proceeds to a charity. I wish to do the following (choose one):

_____ Receive 50% of the proceeds

_____ Donate 100% of the proceeds to Valley of the Mist Quilters Guild

Signed: _____ Date: _____

VALLEY OF THE MIST QUILTERS GUILD THANKS YOU FOR YOUR GENEROSITY.



Small Quilt / Runner / Apron / Bag Donation Form

FILL OUT & ATTACH TO YOUR SMALL QUILT/RUNNER/APRON/BAG DONATION. BRING TO SEPTEMBER GUILD MEETING OR CONTACT GAIL FOR DELIVERY ARRANGEMENTS.

2016 OLD TOWN TEMECULA OUTDOOR QUILT SHOW SMALL QUILT/TABLE RUNNER/APRON/BAG AUCTION FORM

*Use a separate form for each quilt or table runner. ***PLEASE PRINT***

At our Quilt Show on October 1, 2016, we will have a Small Quilt/Table Runner/Apron/Bag Silent Auction with a "Buy Now" feature, such as that found on eBay. Bidding amounts and "Buy Now" prices to be determined by Quilt Show Committee.

SMALL QUILT DONATIONS: The perimeter of your small quilt should measure no more than 100" total (25" x 25", or any combination that equals 100 inches or less around the outside edges). Subjects you might think about: seasonal, holiday, landscape, ocean, wine/grapes, food, Temecula Valley related (think hot air balloons, vineyards, etc.), animal, baby/child, art quilts, or any of your latest wonderful creations! Think bright fabrics and/or current color schemes. Quilts may be machine or hand pieced, quilted or appliqued, embellished, framed, traditional or contemporary, hanging sleeve or not. A label with your name, city and date is a welcome addition.

TABLE RUNNER DONATIONS: We will also accept table runners for the silent auction. Table runners may be any size that would fit an ordinary dining table. Some ideas are holiday variations, or seasonal colors/fabrics (think spring, fall, Christmas) and these may be machine or hand appliqued and machine or hand quilted. A label may be added to the back of the runner. Also being accepted: APRONS AND TOTES or BAGS

Your name _____

Address _____

Phone (Home) _____ (Cell) _____

Email that you check regularly _____

Quilt/Runner/Apron/Bag YOU ARE DONATING :

(name) _____

Dimensions _____

CHECK ALL THAT APPLY TO THIS ITEM:

____ Hand pieced ____ Hand quilted ____ Hand appliqued ____ Machine pieced ____ Machine quilted
____ Machine appliqued

Additional details: _____

***YOUR QUILT (or RUNNER, APRON or BAG), ALONG WITH THIS COMPLETED FORM IS DUE BY OR AT THE SEPTEMBER 13, 2016 GUILD MEETING

Please read and sign the following:

I understand that by donating this item to Valley of the Mist Quilters for the Old Town Temecula Outdoor Quilt Show's "Small Quilt Auction," I am donating 100% of the proceeds of that sale to the Guild.

Signed _____ Date _____

VALLEY OF THE MIST QUILTERS GUILD THANKS YOU FOR YOUR GENEROSITY



Philanthropy



We wanted to give a big **THANK YOU** to everyone who participated in the **Philanthropy Sewing Bee**. We had a wonderful turn out and together we made great progress on the quilts, pillow cases and Christmas stockings. It's nice to see everyone at our monthly Guild meetings; yet, there is just something special to see our talented and selfless members work together to help others.

The year is passing quickly though and our Quilt Show is just around the corner. We will begin to distribute our Philanthropy projects soon after and need to get a final count. We really appreciate everyone who has picked up projects to complete at home. **Please bring the projects to the next Guild meeting or stop by our table and let us know when you'll be able to complete them.** This will allow us to plan accordingly to meet our commitments.

Please join us **Saturday, September 24th** from 10am-3pm for our **next Philanthropy Sewing day at Heritage Mobile Home Estates' Club house**. Bring machines, rotary cutters or just yourself. Whether you'd like to sew, make kits or help coordinate fabrics and prepare tops for quilting; please bring a lunch and join us for a fun and productive day!

Thanks for all you do –

Karen Wurfel & Ida Colvin



Quilter of the Month



Janice Emmerson Quilter of the Month



The smiling face you see when you walk into a Guild meeting, the Membership Chair, Janice Emmerson, is our featured member this month. She has a wide, eclectic range of creative talents that are truly inspiring. She loves quilting, needlepoint, embroidery, knitting, crocheting, dolls, spinning, weaving, toile painting, antiquing and more!

Janice was born in Portland. Her dad was an Army dentist and after WWII, they were transferred to near Salzburg, Austria where they lived for several years. Much later, Janice and her mother took a trip back and visited her nanny, who had become almost a family member.

Her mother inspired Janice to get into the needle arts when Janice was a mere 6 years old. She began with sewing and rapidly included embroidery, knitting and crocheting. Her mom was a Girl Scout leader and was into crafts in general. She lived into her 90's and got into toile painting when she was in her 80's.

Janice took up quilting when she lived in Bakersfield and was a newlywed. She didn't know anyone there, so started taking quilt classes to meet people. She heard Yvonne Porcella and Georgia Bonesteel, and Janice became on fire with inspiration.

She also got involved with spinning and weaving, and almost purchased her own llamas when she lived in the country past Diamond Lake! But she moved to town here in Temecula, so no llamas. She was a bit disappointed as she loves all animals. She has two inside cats and one outside cat currently. When she moved into her home here, she had a pond built complete with fish, water lilies and other water plants. However, egrets ate the fish and raccoons ate the roots of the plants. Eventually the pond had to go.

She is currently administrator for a financial firm that continues to win acclaim. The office was named top 10% nationwide a few years back.

Janice joined the guild because she loves quilting and thought it is a wonderful avenue to meet people. She loves the difference the guild makes with its various charitable outreaches, especially philanthropy. As membership chair she likes getting to talk to everyone and to meet all the new people. She is very happy to have the opportunity to serve in this wonderful guild and hopes it will continue to grow and evolve. With wildly creative and caring people like Janice, I'm sure she'll get her hope.

By M. Marlene Oaks



Show & Tell

SHOW and TELL

Since we didn't have Show and Tell in August, we're expecting to see lots of finished quilts this month for our guild anniversary.

Let us celebrate with you the completion of something you created, especially in Back-to-School themes, kid's quilts, and our Southern California Hispanic heritage. Since Dot and I will be out of town, Gloria Bachmann has agreed to be our substitute at this meeting. Thank you, Gloria!

¡Felicidades en nuestro aniversario de 26 años!

Linda Duhe & Dot Demmin



Workshops

Sylvia Pippen's October 12th workshop is full, but a waiting list for anyone interested who may be able to join us at the last minute will be started at our next meeting.

Our **free "Quilt-as-you-Go" workshop**, offered once again by Georgianne Beebe for guild members only, is scheduled for the Saturday right after Sylvia Pippen's Wednesday workshop at the Glen Oaks Clubhouse. If you would like to join us on **Saturday, October 15th**, please be sure to sign up at the next guild meeting.

It's still not too early to start planning for next year. **January will feature Kathy Gaul's "Dimensional Wool Appliqué" workshop Wednesday, January 11**, for which a kit will be required. The kit price has yet to be determined. **Michelle Watts will join us once again in February** to teach her method **"Stenciling Quilt Blocks,"** no kit required. Her class will be held Wednesday, February 15th.

Sign-ups for workshops in 2017 will be taken beginning in September. See you then!

Shelley Wilson, Workshop Chair



Opportunity Quilt



Be sure to bring your opportunity quilt **ticket stubs and the \$20.00** for your tickets to the next meeting on **September 13th**. The quilt will be gone by the October meeting and it will be too late. Things get very hectic at the quilt show and it is hard to remember to get your tickets in on that day when we all have several jobs to do. There is a lot going on at our September meeting, but try to remember your opportunity quilt tickets. If you will not be at the meeting you can mail the money and ticket stubs to me.

Gloria Bachmann

Parliamentarian: Elections!

Fall is in the air even though it is hotter than Hades out there. This is the time of the year we turn our attention to **Guild elections**. There are a number of positions available. **Have you ever thought about being a Board**

Member or volunteering for one of the many other positions available?

The VOMQG works best when everyone steps up and takes **one job**. Lets make our Guild the best there is. I will have all the info at the September meeting for any questions you may have or you may contact me. If you currently hold a position and would like to continue in that position or take another position please contact me. **Put on your volunteering hat and let's have some fun!**



Ooo! Ooo!
Me! I'll do it!
Pick me!



Georgianne

georgiannebeebe@gmail.com



Charm Squares

- Come to the Charm Square Table to sign up & get a participation number and the total number of participants for each month.



- Charm Squares are fabrics that are NOT washed & should be quilt store quality fabrics.
- Cut 4 different fabrics each 6 1/2 inches square for each participant. Do not use the selvage edge.
- Each group of 4 fabrics should be pinned or clipped together with your participation number.
- Be responsible for your squares arriving at quilt meeting if you signed up.
- Remember to bring your Halloween theme squares in

September!

- Sign up in September for the OCTOBER theme:
"ANYTHING FALL"

Questions: Call Diana Short (805) 312-5303



Merchandise Table

How about tucking away a few dollars now, to enter the Merchandise Table drawings at the September meeting?

We will have lots of fabric bundles along with a quilted tote bag, fabric basket, and other assorted items, all in lovely fall colors. Please visit us and buy tickets to help support our guild... **\$1 each or 7 for \$5.** Miyo, Jan & Kay



Monthly Mini

Hello all, Maureen Nelson here for Monthly Mini.

This month we have a beautiful **wool appliqued mini**, with the cutest little blue birds and flowers, all done on majestic purple and grey background, with a POP of tan. The purple background fabric is "outline quilted" and the tan background is micro stippled to deliver a really nice texture.

Marci Shaffer really "out did" herself with this pretty little mini. The flower stalks and the birdie feet are embroidered by hand, and the blue birds and flower petals are hand appliqued.

This little gem would be a great addition to any wall, so invest in the chance to win these little birds, by supporting our raffle. Our monthly volunteers give us so much variety, and show us so much talent that I am always impressed by the results!



Sunshine & Shadow

San Diego Quilter **Betty Alofs** suffered a massive stroke on Thursday, August 19, and was taken to the hospital where she remained in ICU. She passed away on August 23. Betty was an excellent quilter and teacher and I had the pleasure several years ago to take one of her classes where I completed the **Oceans quilt** shown here. It was so much fun because she taught it over several months where I was able to get to know Betty.

She was so nice and very inspirational. It took a long time to complete the background diamond pattern, and it came out great. It's always been one of my favorite quilts and I was so pleased she showed up with Jan Krentz at our guild meeting in May to help. I was so sorry to hear that Betty died and I will always appreciate the influence she had on me personally.

Pat Jordan



Block of the Month


Block of The Month 2016: Block #9

Block is due at the October meeting.

Remember we are using a black, white, grey, and one color of your choice palette for our fabrics this year. We encourage you to make two blocks, one to enter in the monthly drawing to win all the blocks turned in and one to keep. Please be accurate on your seams and sew a scant quarter inch. This month's block is called Shoo Fly. Our instructions are for making one block, but it is very easy to make two blocks.

Cutting Instructions (for one block):

Black: One 4 1/2" square
White: Four 4 1/2" squares
Grey: Two 4 7/8" squares
Color: Two 4 7/8" squares



General Instructions:

Use a 1/4" seam allowance throughout.
Refer to the photo when sewing the pieces.

1. Draw a diagonal line from corner to corner on each Grey square.
2. Place the Color and the Grey 4 7/8" squares right sides together.
3. Sew a 1/4" away from each side of the drawn line.
4. Use a ruler and rotary cutter to cut them apart on the line.
5. Press toward the Grey. Trim each to a 4 1/2" square.
6. Assemble the block row by row per the photo. Press to darker color fabric.
7. Sew rows together as per the photo.
8. Press and trim the block to 12 1/2" x 12 1/2".

Have fun!

Adriane Ridder & Shelly McNeely
Block of the Month Coordinators



Places To Go.....Quilts To See

- **August 31 to September 3 SAN DIEGO QUILT SHOW**
"Quilt America, Show Us Your Red, White & Blue"
Guest Artist: Edyta Sitar, Classes, Vendors
San Diego Convention Center, Hall F
Wed: 6-9 Pm, Thur.&Fri: 10am-5pm, Sat: 10am-4pm
INFORMATION: www.sandiegoquilts.com
- **September 3-4, BUSY BEARS QUILT GUILD**
Labor Day Quilt Show, 2016
Boutique, Vendors, Door Prizes, Baskets, Quilts for Sale
Saturday: 10 am-5 pm, Sunday 10 am-4 pm
42175 Big Bear Blvd., Big Bear Lake, CA
INFORMATION: www.busybearsqiltguild.com
- **September 17-October 1: OLD TOWN TEMECULA QUILT WALK**
Quilts displayed inside designated shops in Old Town Temecula
INFORMATION: www.valleyofthemistquilters.com
- **October 1, 2016 OLD TOWN TEMECULA OUTDOOR QUILT SHOW**
Saturday, 10 am -4 pm Quilts hung all over Old Town Temecula
10 am-12:30 pm: Small Quilt Silent Auction, 1 PM Large Quilt Live Auction
Vendors, Opportunity Quilt, Challenge Quilts, Featured Quilter: Jane Tenorio-Coscarelli
INFORMATION: www.valleyofthemistquilters.com
- **October 6-8 QUILTFEST OASIS PALM SPRINGS**
Thursday-Saturday: 10 AM-6PM
Over 500 Quilts & textile arts, Mid-Century Mod competition quilts, vendors mall,
special exhibits, workshops & lectures
277 N. Avenida Caballeros, Palm Springs CA
INFORMATION: (215)862-5828 www.quiltfest.com
- **October 8-9 MOUNTAIN QUILTERS OF IDYLLWILD QUILT SHOW**
"Lucky to Quilt in a Cabin"
Over 100 quilts, merchants, door prizes 10am-4pm
Buckhorn Camp, 24641 Hwy. 243, Idyllwild, CA
- **October 13-16 PACIFIC INTERNATIONAL QUILT FESTIVAL**
Thurs-Sat 10 AM-6 PM, Sun 10 AM-4 PM
Over 800 quilts & garments, merchant mall, appraisals, workshops & lectures,
special exhibitions, competition quilts & wearable art
5001 Great America Parkway, Santa Clara, CA
INFORMATION: www.quiltfest.com



**Road
Trip
Anyone?**



Sincere Sew & Vac

SALES . SERVICE

We Service All Makes And Models

31705 Riverside Dr.
Lake Elsinore, Ca 92530

951-674-1808

COZY Creative CENTER

756 Jamacha Road, El Cajon, CA

Just 1.5 miles
south of I8.
Take the
Second St exit
in El Cajon.



619-670-0652

CozyCreative.com

BERNINA
made to create

**Handi
Quilter**
Designed by a Quilter, for Quilters.

**Koala
studios**
First Sewing Machine Owners Built in America

**Open 7 days
a week**



Sunday Noon-5pm • M-Th 10 am - 6 pm • Fri 10 am - 3pm • Closed Sat
www.bluebirdquilts.com / 909.514.0333



Bonnie E. Hallett

Affordable—Starting at .01 per inch
Fast Turnaround—Usually under 2 weeks
Computer guided Pro-Stitcher

**Hallett's Quilting
Service**

35109 Highway 79 #212
Warner Springs, CA 92086
760-782-3763
hallettb@att.net

Quilts of Valor

Norma E. Enfield
P.O. Box 366
Murrieta, CA 92564

We are a 501(c)(3) non-profit organization
Creating Comfort, Love & Respect
for our Veterans, one quilt at a time

(951) 698-8791

quiltingtwin@verizon.net
www.QOVFTemecula.org

Sprague Quilts

1660 Ord Way
Oceanside, CA 92056
(757) 710-2816

A Teaching & Working Studio

loissprague@gmail.com

OLLIE'S ATTIC

Longarm Quilting -
custom and
edge-to-edge



417-230-1756
cegiometti@verizon.net

Elaine Giometti

1469 Camino Sueno
Hemet, CA 92545



Thank You for Supporting Our Advertisers

Fat Quarters Quilt Shop



728 Civic Center Dr.
(formerly Escondido Ave)
Vista, CA 92084
760-758-8308

www.fatquartersquiltshop.com

Monday thru Saturday 10:00 am – 5:30 pm
Closed on Sunday

Over 4000 bolts of the NEWEST fabrics!
Check out our 25% off Daily Sales!

Stop by and be inspired -
Meet your friends at Fat Quarters Quilt Shop!
Quilting the world together one stitch at a time since
1999!

I'd Rather Be Quilt' n

14 Years Long-Arm Machine Quilting
Professional Quality Work @ Affordable Prices
Custom/Pantographs
Pantographs Quilted Edge to Edge
Large Pattern & Thread Selection
Quilter's Dream Battings (100% Cotton, 70/30, poly, wool)
Warm & Natural Batting
Smoke-Free Environment
Ruth A. O'Neill

951-699-4887 Temecula



*Anyone get
inspired by the
Olympic
coverage in
August??*

To advertise in this
Newsletter
Please Contact: Cheri McDowell
mcdowell22@verizon.net

Valley of the Mist Quilters Guild

27275 Ynez Rd. #435 Temecula, CA 92592

Newsletter Editor: Cheri McDowell Webmaster: Tina Sandoval

votmq@yahoo.com

<http://www.valleyofthemistquilters.com>

Follow us on Facebook



MISSION STATEMENT

Formed in 1990, Valley of the Mist Quilters Guild is a non-profit charitable, educational and social organization in the Temecula Valley. We promote the knowledge of and appreciation for all aspects of quilting and fiber arts with an active philanthropy program.

Our Meeting Location

**Community
Recreation Center
30875 Rancho
Vista Rd.
Temecula, CA**

Exit the 15 Freeway at Rancho California Rd. and go East.
Go to Ynez Rd. and turn right.
Go to Rancho Vista Rd. and turn Left
The CRC is approximately 1.5 miles on the right-hand side.

**All Sewers
Welcome**

☐ **General Meeting
Tues., September
13 @ *6:15 pm***

☐ **Sign up for
Workshops**

☐ **Bring Challenge
Quilts & dessert
challenge!**

☐ **Bring Op. Quilt
Ticket stubs & \$20**

☐ **Bring Block of
Month & Charm
Squares**

☐ **Bring Show & Tell**

☐ **Bring
Quilt
Display
forms for
Quilt
Show &
turn in
Auction quilt
donations**

☐ **Bring finished
philanthropy
projects**

☐ **June-Sept.
birthdays bring
door prizes**

☐ **Sign up for 2017
Board position!**

☐ **Board Meeting
Monday, Sept. 19
@ Moore's 6:30
pm**

☐ **Get newsletter
articles
in by
the
20th
of
each
month!**



Just a
friendly
reminder...