



# Baste & Banter

## Member Showcase

### Inside This Issue

November Program	1
President's Message	2
Elections	3
Prog. & Room set up	4
2017 Programs	5
2017 Retreat & Quilt Show News	6
Philanthropy	7
Heritage Tour & Merchandise	8
Show & Tell	9
Monthly Mini	10
Hospitality	11
Workshops & Friendship Groups	12
Charm Squares Opportunity Quilt & Budget info	13
Quilter of Month	14
Block of Month	15
Correspondence	16&17
Places to Go	18
Advertisers	19&20
Reminders	21



**3 of our talented members** will be presenting a few of their quilts and sharing their quilting journeys with us at our **November 8th** meeting.

**Shirley Brown** is one of our Past Presidents & current Secretary. She is a native Californian who spent 30 years in Charlotte, NC, & moved back here in 2011 to be near her son & family. She began quilting in 1985 and has continued to learn & grow by taking classes & watching quilt artist's tv programs. Shirley loves all of quilting; piecing & appliqué, primitive, bright, modern & art quilting. She dabbles in all genres of quilting and give most of her quilts away. Shirley says "I love, love, love my Guild & the friendliness & diversity of the members that make it so special. I'm so happy to be here with you all ( or as we would say in NC, ya'll)!"

**Sherry Riddle** is our current Ways & Means Chair & has been addicted to quilting since 1995 when she took her first class. She's made over 200 quilts through the years & taken photos of them all but has given many of them away. Sherry enjoys piecing, but her real love is appliqué and she has completed a number of beautifully appliquéd quilts. Sherry joined Valley of the Mist Quilters Guild about 7 years ago and has been active in a number of board positions since. She loves the guild and says she has made many wonderful lifetime friends here.

**Marlene Oaks**, a Past President & current Ambassador Chair, says "Quilting is my sport & I love it. It exercises my brain & gets my creative juices flowing". Marlene started sewing at age 7 & her first quilt was a doll blanket. She continued to sew garments for many years and then in 2005 while recovering from surgery, she discovered quilting classes through Ellen French's shop, Calico Cottage. She made a sampler quilt and has been quilting ever since. She joined the Guild in 2008 & was further inspired by Eleanor Burns that year. She has continued to take many classes & to try all different types of techniques. She is fearless when it comes to trying new things, just jumping in to learn & then perfecting the technique. She loves the Guild & feels blessed to be surrounded by the many friends who are generous-hearted, creative & wonderful people.

**Don't miss hearing these ladies and seeing their fabulous quilts!**



**Tuesday, Nov. 8**  
**6:15 Social**  
**6:45 Meeting**

# President's Message



Hello Quilters!

I hope you all enjoyed meeting **Nancy Ota at our October meeting.** She's a lovely lady and what beautiful quilts she has made. For **November** we are in for another treat of having trunk shows by three of our very talented members, **Sherry Riddle, Marlene Oaks and Shirley Brown.**

These three quilters are amazing and I know you will not want to miss this show. The quality and precision of their quilting is what I strive for, but haven't yet accomplished! I can't wait to see what they bring to share with us.

We have invited **some of our charities** to come and visit with us, and are also **voting for our next year officers.** It's very important that you come and help structure the guild for next year. **Your vote counts!** And coincidentally we meet on Voting Day. Since it is Voting Day, the **eligibility of our special door prize this month will be for those who voted.** Since some vote by mail, and if it's not too late, bring your proof of voting OR we'll just **take your word for it!** I know you're honest!



All of our regular special services (door prizes, merchandise, block of the month, charm squares and monthly mini) will be available. If you want to participate in our monthly ways and means programs, please **bring some extra dollars for tickets.** I know I'm still trying to win one of those gorgeous bags from merchandising!

**Time is running short for me as your President.** It will be a bitter sweet time as I will miss working closely with the board and interacting with all of you, but at the same time

I need to spend more time with my husband now that he has completed his chemo treatments. I appreciate everyone helping me through this year....we have the best guild! I always feel the love in your heart at every meeting and event!

Your Pres, Pat



# Parliamentarian: Elections!

Our November meeting is coming up soon. **Our Guild elections are that evening.** We have pretty much filled the ballot but could use someone for Ways & Means. Following are the people on the ballot so far:

**President: Christine Oliver**

Christine has been a long time member & supporter of the Guild. She has served on the board in prior years, currently is 1st VP, been President of a Women's Club and is a former owner of a quilt shop.

**Ellen French:**

Ellen has been a long time member & supporter of the Guild, served on the Executive Board in prior years and is a former owner of a quilt shop.

**1st VP: Shelley Wilson:**

Shelley is a long time member of the guild, and is currently the Workshop Coordinator.

**2nd VP: Sheri Eramo:**

Sheri is currently our 2nd VP and has agreed to another year. She is a long time member of the Guild

**Secretary: Cindy McAllister:**

Cindy is one of our newer and younger members. Its always nice to get younger members to volunteer.

**Treasurer: Laura Alvarado:**

Laura is currently our Historian and has agreed to take on the Treasurer job. She is a member & supporter of the Guild

**Ways & Means: This position is currently open.** How about you? Can I write your name in here for the next year?

**We also have quite a few open positions that are appointed.** Which one can you do? Our Guild works best when everyone volunteers for a job. **Please e-mail or text me.**

See you on election night....I will have voted, how about you?

Georgianne [georgiannebeebe@ymail.com](mailto:georgiannebeebe@ymail.com) 951-316-7738

**For the first time** in many years, **we have 2 candidates for the office of President!** Our current President, Pat, asked **Christine & Ellen to each write a few words** expressing a bit about themselves and their qualifications & thoughts about running for President. If you don't know these ladies, both are active in the Guild and have much to contribute....read their statements and cast your vote on November 8th!

Hello, I'm **Christine Oliver**. I have served as your **1st Vice President all during 2016**, looking after the speaker's various needs from airport pickups & returns, to hotel reservations and dinners when they came into town. I received good feedback from the speakers. I feel **I'm qualified to be your President in 2017 as I have worked with the board in prior years** as well as this year. I was a previous member of Valley of the Mist, and after a break in membership, rejoined the Guild about 5 years ago. I originally started quilting in New Jersey about 25 years ago. I have owned a quilt shop, been President of another Guild and served as President of a New Jersey Women's Club for 4 years, as well as other positions at a district level. I feel **I would do a wonderful job as your President for the good of the Guild**, and look forward to working with you. Thank you for your consideration! Christine Oliver

Hi Guild members..I'm **Ellen French** & I originally joined the guild in 2002. Between 2002 & 2010 I served the guild in some capacity & was on the **quilt show committee & assisted with the auction. I did the newsletter for 6 years, handled advertising & served as secretary. I was chair of Ways & Means and Merchandise, often holding more than one position in a given year.** My membership lapsed for 4 years while I was working in San Diego, and since my return to the guild in 2015, I have been active with the quilt show committee serving as Quilt Show Assistant since then. **I am motivated to run for President in 2017** because I think we can do great things as a guild, increasing our membership & growing philanthropic projects to raise more money for both the guild and our local charities. Its important for the President to be familiar with the work of all committees, to be an active participant in the guild's work & to know as many guild members as possible. I believe **I'm qualified for this position** thanks to many years of active participation & having served in executive board positions in 3 prior years. In addition I have good organizational & people skills. **Most importantly, I'm willing to work hard to move the guild forward & contribute something significant.** Thank you for your consideration! Ellen French



# Monthly Programs & Room Set Up

**The chart for our Monthly Set Up for Guild meetings is below.**

**November meeting highlights 3 of our own members** in a showcase of their work. And the meeting also brings us ELECTIONS for next year's board, as well as the presentation of Pat Jordan's President's quilt! December is our annual holiday party potluck... with that fun holiday gift exchange.

**Check out NEXT YEAR'S Monthly program following page.**

## Valley of the Mist Quilters Guild Program and Room Set Ups

	January	February	March	April	May	June	July	August	September	October	November	December
									Anniversary Past Pres Trunk Show			
						Brown Bag	Quilters University	Phil. Sew In	Challenge Quilt	Speaker	Member Showcase	Holiday Party
Program	Speaker	Speaker	Speaker	Speaker	Speaker							
Block of the Month	yes	yes	yes	yes	yes	no	no	no	yes	yes	yes	no
Challenge Quilt	yes	yes	yes	yes	yes	no	no	no	yes	no	no	no
Charm Squares	yes	yes	yes	yes	yes	no	no	no	yes	yes	yes	no
Door Prizes	yes	yes	yes	yes	yes	no	no	no	yes	yes	yes	no
Library	yes	yes	yes	yes	yes	no	no	no	yes	yes	yes	no
Merchandise Table	yes	yes	yes	yes	yes	no	no	no	yes	yes	yes	no
Monthly Mini	yes	yes	yes	yes	yes	no	no	no	yes	yes	yes	no
Opportunity Quilt	yes	yes	yes	yes	yes	yes	no	no	yes	yes	yes	no
Philanthropy	yes	yes	yes	yes	yes	no	no	no	yes	yes	yes	no
Show and Tell	yes	yes	yes	yes	yes	yes	yes	no	yes	yes	yes	no
Refreshments	yes	yes	yes	yes	yes	yes	yes	yes	yes	yes	yes	yes
						Board provides			Dessert contest			Members Potluck





# 2017 Program Schedule

## VALLEY OF THE MIST QUILTERS GUILD

2017

### Meeting, Lecture, & Workshop Schedule

#### Kathy Gaul

[www.meetinghousehilldesigns.com](http://www.meetinghousehilldesigns.com)

January 10, 2017

Lecture: Dimensional Wool Applique

January 11, 2017

Workshop: Glory Bee

#### Michelle Watts

[www.jmichellewatts.com](http://www.jmichellewatts.com)

February 14, 2017

Lecture: It's Simple with Stencils

February 15, 2017

Workshop: Stenciling Quilt Blocks

#### Leah Zieber

[www.zieberquilts.com](http://www.zieberquilts.com)

March 14, 2017

Lecture: History Repeated Antique Quilt Trunk Show

March 18, 2017

Workshop: Chintz Medallion Swap or Not

#### Lujean Seagal

[www.lujeanquilt.com](http://www.lujeanquilt.com)

April 11, 2017

Lecture: Looking at a quilt from both sides

April 12, 2017

Workshop: TBA

#### Dragonfly Dyeworks

[www.dragonflydyeworks.com](http://www.dragonflydyeworks.com)

May 9, 2017

Lecture: A day in the life of a dyer

May 13, 2017

Workshop: Fabric to Dye For

#### Basket Bonanza

June 13, 2017

"Brown Bag" Sale, No workshops

#### Quilter's University

July 11, 2017

Member Mini Workshops, No additional workshop

#### Philanthropy Sew-In

August 8, 2017

Annual Philanthropy work meeting, no workshop

#### BirthdayParty/Challenge Quilts

September 12, 2017

Guild Birthday celebration, challenge quilts, no workshop

#### Leora Raikin

[www.aflembroidery.com](http://www.aflembroidery.com)

October 10, 2017

Lecture: Merging My Creative Worlds – Documenting Life Through Fiber Art

October 14, 2017

Workshop: Mixed Media Creativity Through African Folklore Embroidery

#### Member Showcase

November 7, 2017

Member Trunkshows, No Workshops

#### Holiday Party

December 12, 2017

Holiday potluck & gift exchange, No Workshops

# 2017 Retreat

Another month has passed and before you know it our "Retreat" will be here! For anyone who has never attended this event, you might want to consider thinking about coming. Our retreat is held at the **Vina de Lestonnac Retreat Center**, in Temecula, and this year it is **March 31, April 1, and April 2, 2017**. The cost this year is **\$325.00 per person** and if you think about it, the price is really very good, as this includes two nights with breakfast, lunch and dinner! And the food is really good!

We have a beautiful large room where we all gather and sew at our own pace. It's a great way to get to know some of your guild members and some wonderful friendships have been formed here.

If you are interested in attending this year please contact myself or Lynn Korito. We currently have 26 signed up, but we have started a wait list so be sure to get your name on that right away.

Those who have already signed up need to have the **balance paid of by March 1, 2017**.

If anyone has in questions please don't hesitate to call us!!

Sherry Riddle      Lynn Korito



## Quilt Show News



**A huge thanks to everyone who participated** in the quilt show in any way and especially to my hardworking and talented committee; **Assistants, Ellen French and Linda Bretton, Shirley Brown, Candy Dalton, Rita Dominguez, Elaine Giometti, Laura Haskell, Pat Jordan, Marilyn Matteson, Marlene Oaks, Jeanette Stevens, Shelley Wilson and Karen Wurfel.** I also want to thank all of the husbands, sons and other family members who worked so hard to make the 2016 Quilt Show a success.

**We grossed over \$14,000. on our live auction, silent auction and vendor fees.** At our December meeting I will be presenting checks to the **three charities** we chose to support this year; **4 Paws 4 Patriots, Temecula Community Pantry and Roundup Hope.**

We are now forming a **quilt show committee for 2017.** I would love to have my last year's members back and add new members with new ideas. **This is a great way for new members to get involved and meet other guild members.** We meet once a month starting in February. Georgianne Beebe, our Parliamentarian, will have a signup list at the next few guild meetings.

**THANKS AGAIN,**

Gail Ledbetter 2016/17 Quilt Show Chairman

# Philanthropy



**Wasn't the Quilt show amazing?** We had the privilege of sharing all the inspiring works of art you have created over the year. **The two story Rancon building covered in quilts was quite a spectacular site.** It was a wonderful day talking to people new to quilting, as well as seasoned quilters. We heard great compliments on the quilts and all were impressed once we shared that they were all being donated to deserving community organizations. We also displayed some of our smaller projects (neonatal quilts, changing pads, pillowcases and

Christmas stockings) and encouraged people that they could use or develop skills to bring comfort to others also. **Your dedication to philanthropy is affecting more lives than just that of the recipient. How exciting!**

**Don't forget to stop by our table at the next guild meeting.** As always, we have a variety of kits you can pick up to work on at home. More importantly, **this is your last opportunity to purchase some luxurious and beautiful indoor or outdoor pillows.** These were intended to raise funds at the Quilt show; however, our abundance is now your opportunity. Don't miss out ... come by and get some pillows for your home or as a gift for someone you know.

The year is rapidly coming to a close and the holidays are just around the corner. Our regularly scheduled Philanthropy sewing days were scheduled on holiday weekends in November and December, so we are **trying something new and having a weekday event at a new location.** If you haven't been able to come on a Saturday, this may just be your opportunity to check Philanthropy out.

**Join us Wednesday, November 16th from 10am-3pm for our next Philanthropy Sewing day.** Please bring a lunch and join us for a fun and productive day! **Everyone is welcome** for however long you can stay.

**Temecula Hills Clubhouse      41687 Temeku Drive    Temecula 92591**

**Thanks for all you do – Karen Wurfel & Ida Colvin, Co-Chairs**





# January Heritage Tour Group

Temecula Convention and Visitors Center and the **Heritage Tour Group** comes to visit Valley of the Mist Quilters Guild once again! We have an opportunity to meet with the Heritage Tour Group again this year (3<sup>rd</sup> year) and do a show and tell and offer a few hours of friendship and sharing of quilting stories with the tour group.

These quilters come from all over the United States and even last year we had some from Australia. It was so much fun and you are welcome to join in and help us entertain these ladies. We usually provide some treats & the Convention Center provides the drinks. **Let me know if you are interested in helping.** We always have a lot of fun and it's a very casual atmosphere. The quilters just enjoy meeting us and relaxing for a few hours out of their busy schedule. They are here to see Road to California so this is a short stop-over in Temecula. Here is the information for planning:

Date: **Tuesday, January 17<sup>th</sup>** Time: **3:00 – 5:00 pm**

Where: Conference Room at the City of Temecula building in Old Town (where our vendors were)

Contact: Pat Jordan, 951-663-5345, [pjordan@ucsd.edu](mailto:pjordan@ucsd.edu)

## Merchandise Table

Did you see our fabulously decorated Merchandise table at the October Guild meeting? Our decorator team member Kay really made it Halloween festive with some cute themed decorations. Miyo created a candy holder/wreath for Halloween treats. Barbara Ebberts won that prize. The "Bat Tote" went home with Ida Colvin. Lucky Bobbi Thompson won the Americana themed bundles of fabric. "Finish It" book and fabric bundles went home with Gretchen Bryant. Wall hanging kits were won by Kathy Silva and Cathy Cochran won the fabric bowls. **The table made \$168** for the Valley of the Mist Quilters Guild's Ways and Means.

**November is the last month for Merchandise Table for 2016.** I guarantee we will have "good stuff" to finish off the year. Bring your \$5 bill for 7 tickets. **See you all in November.**



Happy Winners in October!

# Show & Tell

## SHOW and TELL

Let's show a lot of beautiful quilts on our **last Show and Tell for 2016**. Let's show quilts with **themes of Thanksgiving, appliqued, or strip/string/crazy quilts as well as any quilts you have finished recently.**

After Show and Tell we will draw **two lucky winners** for the two gift boxes we have prepared. There is fabric, books, a handmade pincushion, a handmade zipper bag, and a generous gift certificate from Primitive Gatherings.

**Please come to our table and sign up the quilt name/description and your name into our register.** Then sign a ticket for each quilt and place it in the jar. We have tables in the back where we would like you to lay out your quilts so all can see them before the meeting and at break.

Thanks for all your support,  
Dot Demmin and Linda Duhe 951-461-2443



A Few of the  
fabulous show  
& tell quilts  
from the  
October  
meeting!





# Monthly Mini

Hello All,

Maureen Nelson here for November Monthly Mini, and Just wait until you see what a beautiful mini awaits you this month. Designed by Dot Demmin, the block is machine pieced and hand quilted on beautiful batiks. At first glance, you are impressed by the expert and precise piecing and the unique pattern. Then the fabrics “take over” and conjure up a sort of safari and wild animal feel that you can’t keep your eyes off of! The colors are a combination of golds, which give me the feeling of sunset on the Serengeti, and browns and tans, combined in “animal like” prints, that brings out the wild beasts that just might roam within. The fabric choices and placement, give the piece an almost hypnotic movement, that captures your attention. The large center square has randomly placed embroidered work that echos the fabric design, and looks a bit like dandelions to me. (Those “lions” won’t roar or bite, so It’s safe to hang this beauty on your wall).

The mini comes ready to hang, complete with a wooden dowel.





# HOSPITALITY

VALLEY OF THE MIST QUILTERS GUILD

## ANNUAL HOLIDAY PARTY



December 13  
6:00 p.m. to 9:00 p.m.



- 6:00 SET UP
- 6:15 DRINKS AND HORS D'OEUVRES
- 6:30 POTLUCK DINNER
- 7:00 GIFT EXCHANGE

You may attend the potluck without participating in the gift exchange. We do have a lot of fun with our gift exchange so we hope you will participate. If you do choose to participate in our gift exchange, please bring a wrapped gift (no name identity) valued at \$20 or more (please no less so we can keep it equitable for everyone). Acceptable gifts should be either sewing/quilting related, holiday themed gifts or spirits. Rules of our exchange: In the interest of time, each person will receive a number when they turn in their gift. We will start the exchange with the number one and proceed in numerical order to pick gifts. We will randomly draw the first 20 numbers, then each one after that will get a turn in order of when they turn in the gift. After opening the gift you choose, you may decide to keep the gift or steal from another person. Each gift can be stolen only once with one exception. At the end of the exchange, the member who holds number one may keep her gift or steal any gift even if it was stolen previously.

POTLUCK SIGN UP WITH KATHY SILVA 480-226-0070 KATHYSILVA3@COX.NET



POTLUCK DINNER



# Workshops

Sherri Eramo has lined up an **exciting lecture and workshop schedule for 2017**, so ladies, mark your calendar's.




**January's** lecture is on **Dimensional Wool Appliqué with Kathy Gaul**. The kit cost is **\$79 for the "Glory Bee" workshop**. In addition to the **pattern & freezer paper**, the kit includes: **hand-painted porcelain bumblebee, hand-dyed felted wool fabrics for the blooms, pot rim & stem, and felted off-the-bolt wools for background, leaves & clay pot plus hand dyed #12 pearl cotton threads to complete the project**. The supply list of other required materials is **minimal**, all of which will be for sale in class. **Please consider signing up at the November meeting for this fun workshop!**

In addition look forward to **February's** lecture **"It's Simple with Stencils" with Michelle Watts**, **March's** lecture **"History Repeated Antique Quilt Trunk Show" and a Chintz Medallion workshop with Leah Zieber**, Lujean Seagal in April, Dragonfly Dyeworks in May, and Leora Raikin in October. **Check out these quilters on the web and garner your enthusiasm!**



**Remember, workshops are only \$30 for guild members (and free for the workshop chair)**, which likely saves you "hundreds" if you were to take a class from one of these teachers at a quilt show or seminar.

**Workshop Chair anyone?**



Shelley Wilson, Workshop Chair

## Friendship Groups

A new guild member with a long-arm would like to start a friendship group. **Are any of you talented long-arm quilters interested in starting up a friendship group?** Please call or email me.

Secondly, I know a wonderful quilter that would like to join a day-time friendship group, preferably in Temecula. Friendship groups evolve and change over the years. **If your friendship group is looking to add a new friend**, let me know. We have some

wonderful ladies that joined our guild in the last few months. **Let's get to know and embrace our newest members.** Each one of us was the new girl too when we joined our guild!

Laura Haskell

951-301 9507

Email [lhaskell1@twc.com](mailto:lhaskell1@twc.com)

P.S. I'm in the Membership guide book if you forget!



## Charm Squares



- **REMEMBER** to bring your "December Holiday" themed charm squares to the November meeting if you signed up previously.
  - Watch for updates on the return of Charm Squares in 2017!
- Questions: Call Diana Short (805) 312-5303

## Opportunity Quilt



A big thank you to all who volunteered to do white glove duty at **Road to California** and to sell opportunity quilt tickets. I have enough volunteers, but the show always welcomes more so I will have **sign up sheets available again at the November meeting**. They need the help and give you **free admission if you volunteer for two hours**.

I have packets of 24 tickets for each of our members to sell or buy for our opportunity quilt, **Sweet Tweets**. If you didn't get your tickets last month stop and see me at the meeting in November to get them. The stubs and money(\$20.00) need to be turned in by **October 7, 2017, next year's quilt show**.

Gloria Bachmann

## NOTE: Budget Review Time

**It's our annual budget time again.** All **coordinators/chairs** are responsible to help with the next year's budget even if you will be changing jobs. **If you chair an event** or coordinate one of our support activities, please **review your budget and let me know any changes** to expected income or expenses for **2017**. If you expect your budget to remain the same as this year, I will use your 2016 budget amounts. **Please send an email to me** at [beancounter\\_db@yahoo.com](mailto:beancounter_db@yahoo.com)

Thank you, Diana L. White, Treasurer



# Quilter of the Month



## Quilter of the Month Pat Jordan



Pat was born in New Orleans. Her father, a Pearl Harbor survivor, was stationed there, and then was stationed in Connecticut. In 1951 they moved to the San Diego Claremont area, where they continued to live for many years. Her dad worked at Scripps Institute until he retired. In 1968 Pat started working in the University system in the Scripps Institute also, where she stayed until retirement in 2005. However, she returned to 43% work because they needed her skills, and currently is Assistant to the Deputy Director for research. Pat loves the work, as she finds it mentally challenging and she gets to work with high level people who are also amazingly good people. They have a 30 million dollar budget and a staff of 17 and do important, sometimes classified, work.

Pat also spent 25 years as a volunteer to the Boy Scouts. She was the first Scout Master for the National Group Training program which she also developed. The youth are trained in leadership in what has grown to 5 courses. It is an on-going program. She received many awards from the Scouts including: Order of the Arrow, Silver Beaver, Cross Feather, Founder's Award and others.

Pat is an avid sportswoman. Her sports have included: softball, soccer, rubber raft racing with teams of 7, archery (on the CA Women's team with Gina Davis, beating Arizona), long distance bike riding (as up Mammoth Mountain!) She quit the bike riding after a severe accident that involved being hit by a car.

She met her beloved husband, Jordy, in 1970. They were married in 1976 and were blessed to have their son, Ryan in 1980. By the way, Ryan became an Eagle Scout and was active in Boy Scouts for a long time.

Pat's mother was a fabulous seamstress and made her Rainbow Girl gowns in all colors as well as other beautiful garments. When Pat was 10, her mother began teaching her to sew. Pat took Home Ec. where she learned a lot of techniques. Eventually she made clothes for the family, including for Jordy and Ryan.

After retiring the first time, she decided she wanted to quilt. She was visiting a friend in Oregon who quilted and showed her basics. In 2 days Pat made her 1st quilt, which astonished her friend. Pat was so excited, and immediately upon returning home to Anza, began looking for a guild. She couldn't find one in Anza, but she heard about Valley of the Mist, came and joined. Pat loves, loves, loves the classes and learning how to do things. She says she doesn't even mind the drive, and hopes she can continue driving at night so she can keep coming.

Her favorite technique is appliqué. Right now she is enjoying learning wool appliqué, which she finds so much easier as you don't turn under the edges. When they added a new master suite to their home, she took over the old one for her sewing studio. As she finishes her board duties, she is preparing to finish 25 UFO's, which she has organized into project boxes! Pat loves our guild so much. She has served in many positions, and looks forward to a year where all she has to do is the president's quilt and help with Show and Tell. What a blessing to have her in our guild. She has such incredible talents, energy, skills and heart.

By M. Marlene Oaks



# Block of the Month

## Block of The Month 2016: Block #11

### Block is due at the December meeting.

This month's block is called Stacked not Wacked. Remember we are using a black, white, grey, and one color of your choice palette for our fabrics this year. We encourage you to make two blocks, one to enter in the monthly drawing to win all the blocks turned in and one to keep. Please be accurate on your seams and sew a scant quarter inch. Our instructions are for making one block, but it is very easy to make two blocks.

### Cutting Instructions (for one block):

Black: One 3 1/2" X 5 1/2" rectangle

Color: One 3 1/2" X 7 1/2" rectangle

One 3 1/2" X 5 1/2" rectangle

White: Cut one 3 1/2" strip (you need 31 inches);

Subcut the strip into:

One 3 1/2" X 10 1/2" rectangle

Two 3 1/2" X 7 1/2" rectangles

One 3 1/2" X 5 1/2" rectangle

Grey: One 3 1/2" X 2 1/2" rectangle

### General Instructions:



Use a scant 1/4" seam allowance throughout.

Refer to the photos when sewing the pieces.

1. Stitch together the 3 1/2" wide pieces in vertical columns as follows:
  - 5 1/2" color piece to 7 1/2" white piece
  - 10 1/2" white piece to the 2 1/2" grey piece
  - 5 1/2" white piece to 7 1/2" color piece
  - 7 1/2" white piece to the 5 1/2" black piece
2. Press seams to the darker fabric.
3. Stitch the pieces together along the 12 1/2" edge referring to the image for placement.
4. Press and trim the block to 12 1/2" x 12 1/2".

Enjoy!

Adriane Ridder & Shelly McNeely  
Block of the Month Coordinators





# Correspondence

## Note from Nancy Ota:

Hi,

I received a couple excellent questions, may this explanation help.

I do prewash fabric in my machine and use Orvus detergent, warm cycle. A friend suggests pinking the edge to keep the fraying down. I run it through the dryer, and it comes out pretty soft. It is a medium weight fabric, and heavier than broadcloth. The blue does run. Actually, some times I like fabric to be a bit stiff, especially silk. Silk can get wiggly. Hanging to drip dry does leave fabric stiffer.

I tape the pattern down on a light table using drafting tape. Drafting tape is pretty kind to paper and peels off easier. Then I tape the fabric on top of the pattern. I trace the pattern using white chalk pencil on dark fabrics. I may occasionally shut off the light to see where I have traced. Keeping the fabric and pattern taped helps to keep things in line. If your light table is small, I would tape the fabric and pattern together so they can be moved together to get to the light.

A light table may be as simple as a glass top table with a lamp underneath. I have seen end tables at thrift shops that would work. Some have a glass dining room table that offers a large space for tracing. I have used a piece of glass or clear acrylic over two TV trays to make a light surface.

<https://picasaweb.google.com/106500384183401225554/>

[SashikoClickOnPhotoForLargerImageAndComment?authkey=Gv1sRgCJza7OqysJzxJQ](https://picasaweb.google.com/106500384183401225554/SashikoClickOnPhotoForLargerImageAndComment?authkey=Gv1sRgCJza7OqysJzxJQ)

Thank you again for letting me share my quilts and lesson. Please let me know if you have any questions. I do appreciate photos.

Nancy Ota [www.nancyota.com](http://www.nancyota.com)



Join our **Jingle Shop Hop** on Friday, November 11th - Sunday, November 13th! Pick up your passport at one of the participating shops and jingle all the way to the rest of shops. Get your passport stamped at all five shops and you are eligible for the Grand Prize of combined gift certificates valued at \$250. You are also eligible for a \$25 gift certificate from each shop you visit even if you do not complete the entire hop (you do need to visit a minimum of 3 shops). Each shop will give out a free fat quarter and pattern for a holiday themed project.

**Participating Shops:** Orange Quilt Bee, The Quilt Cupboard, The Sew N Sew, Quilter's Cocoon and Sewn Together.

**Hours:** Friday and Saturday - 10am to 5pm, Sunday - noon to 4pm

Fall is Here!



# More Correspondence



*Tarheel Quilters Guild*

P.O. Box 36253  
Fayetteville, NC 28303

Visit us at [tarheelquiltersguild.org](http://tarheelquiltersguild.org)  
or find us on Facebook



## CALL FOR ENTRIES

Our Guild will be holding our biennial Quilt Fest and (judged) Quilt Show on April 7 & 8, 2017. In order to have an artistically diverse Show, we are reaching across the country and would like to invite members of your guild to enter their quilts in our Quilt Show.

Entry fees are \$10.00 per quilt or you may enter three quilts for \$25.00. There is no limit on the number of quilts you may enter. The deadline for submissions is February 20th, 2017.

Our theme is "A Symphony of Quilts" and among the many other ribbons, we will be also awarding a ribbon for "Best Interpretation of Theme".

Entry Forms, the Category List and Quilt Show Rules can be found on our website ([tarheelquilters.org](http://tarheelquilters.org), choose the "2017 Quilt Show" tab). Updates will be posted periodically on our Facebook page (Tarheel Quilters Guild) as well. This year, Entry Forms may be completed online or you can print out a hard copy and mail it to us.

Questions? Contact us at [QuiltFest2017@gmail.com](mailto:QuiltFest2017@gmail.com)

We look forward to having your guild members' quilts in our show! Thank you for helping us to spread the diversity, love, joy, and artistic expression of quilting!

Sincerely,  
Tarheel Quilters Guild

Our 2017 Opportunity Quilt "Carolina Blues" will be raffled off on the last day of the show



# Places To Go.....Quilts To See

- **November 3-26: Urban Graffiti by Artists from Quilts on the Wall**  
Thurs, Fri & Sat 1 pm-5 pm or Call for Appointment  
South Bay Contemporary Gallery at The Loft  
401 S. Mesa St. Third Floor San Pedro, CA  
INFORMATION: (310)429-0973
- **October 15-January 8, 2017: VISIONS ART MUSEUM**  
Breakout: Quilt Visions 2016 Exhibit  
Dancing: Members' Challenge Exhibit  
2825 Dewey Road, San Diego, CA 92106  
Tues-Sat 10-4, Sun noon-4  
November 12, 6-8 pm: Fashion & Technology  
Reservations required (619-546-4872)  
November 13, 11 am: Current Trends in Fashion  
\$10 admission at door
- **January 19-22 ROAD TO CALIFORNIA QUILT SHOW**  
Quilters Conference & Showcase, Vendor Mall, Classes,  
Ontario Convention Center  
2000E. Convention Center Way, Ontario, CA  
INFORMATION: [info@roadtocalifornia.com](mailto:info@roadtocalifornia.com) (909)946-0020







# Please Support Our Advertisers



## Sincere Sew & Vac

**SALES . SERVICE**

We Service All Makes And Models

31705 Riverside Dr.  
Lake Elsinore, Ca 92530

951-674-1808

## COZY Creative CENTER

756 Jamacha Road, El Cajon, CA

Just 1.5 miles  
south of I8.  
Take the  
Second St exit  
in El Cajon.



619-670-0652

CozyCreative.com

**BERNINA**  
made to create

**Handi  
Quilter**  
Designed by a Quilter, for Quilters.

**Koala  
studios**  
First Sewing Furniture Company built in America

**Open 7 days  
a week**



Sunday Noon-5pm • M-Th 10 am - 6 pm • Fri 10 am - 3pm • Closed Sat  
[www.bluebirdquilts.com](http://www.bluebirdquilts.com) / 909.514.0333



## Bonnie E. Hallett

Affordable—Starting at .01 per inch  
Fast Turnaround—Usually under 2 weeks  
Computer guided Pro-Stitcher

**Hallett's Quilting  
Service**

35109 Highway 79 #212  
Warner Springs, CA 92086  
760-782-3763  
hallettb@att.net

## Quilts of Valor

Norma E. Enfield  
P.O. Box 366  
Murrieta, CA 92564

We are a 501(c)(3) non-profit organization  
Creating Comfort, Love & Respect  
for our Veterans, one quilt at a time

(951) 698-8791

quiltingtwin@verizon.net  
[www.QOVFTemecula.org](http://www.QOVFTemecula.org)

## Sprague Quilts

1660 Ord Way  
Oceanside, CA 92056  
(757) 710-2816

A Teaching & Working Studio

loissprague@gmail.com

## OLLIE'S ATTIC



417-230-1756  
cegiometti@verizon.net

**Longarm Quilting** -  
custom and  
edge-to-edge

**Elaine Giometti**

1469 Camino Sueno  
Hemet, CA 92545



# Thank You for Supporting Our Advertisers

## Fat Quarters Quilt Shop



728 Civic Center Dr.  
(formerly Escondido Ave)  
Vista, CA 92084  
760-758-8308

[www.fatquartersquiltshop.com](http://www.fatquartersquiltshop.com)

Monday thru Saturday 10:00 am – 5:30 pm  
Closed on Sunday

Over 4000 bolts of the NEWEST fabrics!  
Check out our 25% off Daily Sales!

Stop by and be inspired -  
Meet your friends at Fat Quarters Quilt Shop!  
Quilting the world together one stitch at a time since  
1999!

## I'd Rather Be Quilt' n

14 Years Long-Arm Machine Quilting  
Professional Quality Work @ Affordable Prices  
Custom/Pantographs  
Pantographs Quilted Edge to Edge  
Large Pattern & Thread Selection  
Quilter's Dream Battings (100% Cotton, 70/30, poly, wool)  
Warm & Natural Batting  
Smoke-Free Environment  
**Ruth A. O'Neill**  
951-699-4887 Temecula



**AMERICAN DREAM**  
*Home Ownership*

**Tarbell,**  
REALTORS

### THINKING OF BUYING OR SELLING?

Receive A Comprehensive  
Market Analysis Without Cost  
Or Obligation  
Receive Maximum  
Internet Exposure  
Upon Listing



**Adriane Ridder**  
Realtor  
(951) 297-9140

AdrianeR@Tarbell.com  
Lic. # 02008957



\* If your home is listed,  
please disregard this notice.  
It is not intended to solicit  
other brokers' listings.

## Tonya's Quilting

LONGARM QUILTING SERVICE



Phone: (951) 283-0569  
Email: [Tonyasquilting@gmail.com](mailto:Tonyasquilting@gmail.com)  
Web: [www.tonyasquilting.com](http://www.tonyasquilting.com)  
Facebook: [Facebook.com/TonyasQuilting](https://www.facebook.com/TonyasQuilting)  
Call for Drop Off /Pick Up information.



To advertise in this  
Newsletter  
Please Contact: Cheri McDowell  
[mcdowell22@verizon.net](mailto:mcdowell22@verizon.net)

## Valley of the Mist Quilters Guild

27275 Ynez Rd. #435 Temecula, CA 92592

Newsletter Editor: Cheri McDowell Webmaster: Tina Sandoval

[votmq@yahoo.com](mailto:votmq@yahoo.com)

<http://www.valleyofthemistquilters.com>

Follow us on Facebook



### MISSION STATEMENT

Formed in 1990, Valley of the Mist Quilters Guild is a non-profit charitable, educational and social organization in the Temecula Valley. We promote the knowledge of and appreciation for all aspects of quilting and fiber arts with an active philanthropy program.

### Our Meeting Location

Community  
Recreation Center  
30875 Rancho  
Vista Rd.  
Temecula, CA

Exit the 15 Freeway at  
Rancho California Rd.  
and go East.  
Go to Ynez Rd. and  
turn right.  
Go to Rancho Vista  
Rd. and turn Left  
The CRC is  
approximately 1.5  
miles on the right-  
hand side.

**All Sewers  
Welcome**

☐ General Meeting  
Tues., Nov.8 @  
\*6:15 pm\*

☐ Sign up for  
Workshops

☐ Bring Block of  
Month & Charm  
Squares

☐ Bring Show &  
Tell

☐ November  
birthdays bring  
door prizes &  
snacks

☐ Sign up for  
2017 Board  
position!

☐ Board Meeting  
Monday, Nov.14  
@ Moore's 6:30  
pm

☐ Bring Veteran's  
Donations

☐ Get newsletter  
articles in by the  
20th of each  
month!

Just a  
reminder...

