



Baste & Banter

Inside This Issue

December Program	1
President's Message	2
Note from Pat	3
2017 Programs	4
Membership forms	5&6
Parliamentarian	7
Philanthropy	8
Veterans Update	9
Retreat & Thank you	10
Merchandise	11
Op. Quilt & Quilt Show news	12
Show & Tell	13
Block of Month	14
Places to Go	15
Advertisers	16&17
Reminders	18

ANNUAL HOLIDAY PARTY



POTLUCK DINNER

TUESDAY, DECEMBER 13

6:00 p.m. to 9:00 p.m.

Set up starts at 6 pm, and then you can participate in the evening's celebration which starts at 6:15 with drinks and hors d'oeuvres.

Please bring the following:

- ❖ Your festively prepared dish in its own serving mode
- ❖ Serving utensil marked with your name
- ❖ Yourself ready for fun
- ❖ Your gift for the gift exchange (optional)



Holiday Gift Exchange

The rules are simple:

- ❖ You are not required to participate
- ❖ If you do, bring a gift of \$20 or more
- ❖ The gift needs to be holiday or quilting related, made or purchased especially for the exchange..... no re-gifting please



Tuesday, Dec. 13
6 pm set up
6:15 -9 pm: Dinner, meeting & gift exchange

We look forward to all the Holiday decor, festively prepared dishes (don't forget serving utensils) and thank you all for making our night so successful! No holiday pressure, just relax and enjoy the company of fellow quilters and perhaps make a new friend! If you did not sign up, come anyway, bring what you can & enjoy the great evening.

If you have any questions, please don't hesitate to call at (480)226-0070

Kathy Silva & Nancy Hanson, Hospitality Co-Chairs

President's Message



Happy Holidays Quilters!



I made it through the year and this is my last letter to you as president of Valley of the Mist Quilters Guild. I have had such a wonderful year, and now that I'm at the end of my Presidency, it is so bitter sweet for me. I made so many new friends and learned so much about the guild. 2016 was a huge success, and not because of me, but because of you and everything you did. We hear a lot about how "It takes a village (aka Guild)", and I think our Guild is a great example of this. Not one person alone can accomplish everything that a team can, but one person can definitely make a huge difference. Every one of us did exactly this. We brought in the most money ever for our Basket Bonanza, Merchandising, Monthly Mini, Quilt Show and even our Philanthropy program as we have had a work volunteer matching program helping to fund our materials. We are ending with a much needed boost to our treasury, and are off and running for 2017 with all of our speakers and workshops lined up, elected officers, and almost a complete board that are eager to start and move our guild forward.

I prepared a separate THANK YOU for this newsletter for the beautiful quilt and pillow everyone helped make for me so I won't repeat myself, but they are the most incredible quilt/pillow and I will cherish them forever.

Thank you all for an incredibly inspirational year. I now have so many new friends and am continually inspired by the creativity and high quality of quilts that have been shown by our members. You will remain in my heart forever. Thank you for helping me and for all the servant leadership shown throughout the year.

Your soon to be Ex-Pres,
Pat



My President's Quilt is Amazing!

I have now had a long hard look at the detail of each of the quilt blocks and incredible workmanship that went into making my President's quilt. It is absolutely beautiful and perfect in every way including style, fabric choices, pattern, and attention to detail. The personalization designed into it just for me makes it very special. As you know my husband went through chemo during my Presidency and finished about two months ago, and to see the man and woman with "Jordy and Pat" on it represented our personal life struggle and our fight through his cancer while I was President.....very special to have this incorporated into my quilt. The quilt could not have been a better choice for me and from the very very deep bottom of my heart, I thank each and every one of you for taking the time to prepare blocks and make it into a masterpiece quilt.....it will continue to represent my year as President of this great guild and will over my lifetime represent something very dear to me. It is by far the most beautiful quilt I own and will be treasured for all eternity.

I want to especially thank our Past President Shirley Brown for her hard work on organizing the effort of making my quilt and for her continual support throughout the year. She was a great sounding board for me all year long, and if I needed anything, she was the first to volunteer. I also want to thank Sherry Riddle for picking my favorite colors and best fabric choice possible (she knows me well!). And thank you Marlene for the beautifully designed pillow. To our guild membership..... I love you all and our Valley of the Mist Quilters Guild and it means so much to me to have had your support throughout the year and then to receive this magnificent quilt, it's just overwhelming.....I'm so blessed!

thank you so very much,
Pat



2017 Program Schedule

VALLEY OF THE MIST QUILTERS GUILD

2017

Meeting, Lecture, & Workshop Schedule

Kathy Gaul

www.meetinghousehilldesigns.com

January 10, 2017

Lecture: Dimensional Wool Applique

January 11, 2017

Workshop: Glory Bee

Michelle Watts

www.jmichellewatts.com

February 14, 2017

Lecture: It's Simple with Stencils

February 15, 2017

Workshop: Stenciling Quilt Blocks

Leah Zieber

www.zieberquilts.com

March 14, 2017

Lecture: History Repeated Antique Quilt Trunk Show

March 18, 2017

Workshop: Chintz Medallion Swap or Not

Lujean Seagal

www.lujeanquilt.com

April 11, 2017

Lecture: Looking at a quilt from both sides

April 12, 2017

Workshop: TBA

Dragonfly Dyeworks

www.dragonflydyeworks.com

May 9, 2017

Lecture: A day in the life of a dyer

May 13, 2017

Workshop: Fabric to Dye For

Basket Bonanza

June 13, 2017

"Brown Bag" Sale, No workshops

Quilter's University

July 11, 2017

Member Mini Workshops, No additional workshop

Philanthropy Sew-In

August 8, 2017

Annual Philanthropy work meeting, no workshop

BirthdayParty/Challenge Quilts

September 12, 2017

Guild Birthday celebration, challenge quilts, no workshop

Leora Raikin

www.aflembroidery.com

October 10, 2017

Lecture: Merging My Creative Worlds – Documenting Life Through Fiber Art

October 14, 2017

Workshop: Mixed Media Creativity Through African Folklore Embroidery

Member Showcase

November 7, 2017

Member Trunkshows, No Workshops

Holiday Party

December 12, 2017

Holiday potluck & gift exchange, No Workshops

MEMBERSHIP APPLICATION & RENEWAL

Membership in Valley of the Mist Quilters Guild runs from January 1-December 31. Dues are payable before end of January if you are renewing. Fill out your forms & bring with your payment of \$30 to the December or January meeting or mail per instructions below. What a bargain for 12 monthly meetings, national and local speakers and workshop teachers, quilt show participation, seasonal activities, friendship groups, an active philanthropy group, community involvement and as much quilting fun as you can stand! Join or renew & tell your friends! These forms are also available on our Guild website.

Valley of the Mist Quilters Guild

PMB 435, 27475 Ynez Road., Temecula, CA 92591

Membership Form

Dues are \$30 for the year, January 1 through December 31. Our January meeting is the renewal deadline. Please fill out the form below and either mail it to the Guild (Attn: Membership) or turn it in at the next meeting along with your payment. Make checks payable to **Valley of the Mist Quilters Guild**.

You must have a completed membership form included with your dues payment.

Today's Date: _____ New Member _____ Renewal _____ Membership #: _____

Name: _____ Birthday: Month _____ Day _____

Mailing Address: _____

City: _____ Zip: _____ Phone: _____

Email Address: _____

(This address will be used to email your newsletter.)

May we use photos of you and/or your work on our website? Yes _____ No _____

How would you rate yourself as a quilter? Beginner _____ Intermediate _____ Advanced _____

Are you interested in joining a friendship group? YES _____ NO _____

What type of programs or workshops would you like to see offered? _____

New members, please tell us how you found out about the guild: _____

Guild Participation:

____ Serve as an elected or appointed official, or in an auxiliary position. Please indicate areas of interest below.

Preference: _____

And/or:

____ Serve on any standing or special committee.

Quilt Show Committee, Philanthropy Committee, Opportunity Quilt Committee, Membership Committee.

Preference: _____

Members are requested to sell or purchase \$20.00 worth of Opportunity Quilt tickets, participate in the work of the Guild, and the work of the Quilt Show each year.

If you have any questions, please go to our website (valleyofthemistquilters.com) or contact a Board member. You can also write to us at the address above.

Payment:
Membership card:
Guest Pass:
Roster:

Quilt Show Participation

Name: _____

Email: _____

Date: _____

All members of the Valley of the Mist Quilters Guild are asked to help make our annual quilt show successful. The following list includes the most common choices available for quilt show participation. If you have another idea, please contact the Quilt Show Chairperson. This form will be submitted to the Quilt Show Chairperson.

_____ Work on Quilt Show Committee: attend monthly committee meetings, help plan and execute the quilt show

_____ Work a minimum of 3 hours at or toward the Quilt Show

_____ Make and donate a quilt larger than 24" x 24" for the Quilt Show Auction.
(This may be done as a group project friendship group or others.)

Parliamentarian

The elections for 2017 were held at our meeting on November 8, 2016. The results are as follows:

President:	Ellen French
1st Vice President:	Shelley Wilson
2nd Vice President:	Sheri Eramo
Secretary:	Cindy McAllistar
Treasurer:	Laura Alvarado
Ways & Mean	Jeanette Stevens & Elaine Giometti

We still have a number of positions open. Some are critical and it would be unfair if just some of our members are doing all the work. Many hands make light work. We need to fill the following positions as follows:

Challenge/Mystery Quilt
Correspondence Secretary
Door Prizes
Historian/ Photographer
Hospitality Coordinator & Hospitality
Co-Coordinator
Internal Audit
Monthly Mini
Opportunity Quilt Chair(2018)
Parliamentarian
Publicity & Public Relations
Retreat Coordinator (2018) & Retreat Assistant
SCCQG Representative
Website Coordinator
Workshop Coordinator



Can we count you in?

Please e-mail me to volunteer for a position to make our Guild better than ever.

Georgianne Beebe, Parliamentarian



Philanthropy



We hope you had a great Thanksgiving. At November's guild meeting, we had the great pleasure of meeting representatives from some of the community organizations we support. **Here are the wonderful donations we accomplished together this year...**

- **50 Twin size quilts and 70 Pillowcases** to U.S. Vets - March ARB Program for Homeless Vets
- **66 Lap quilts and 66 Pillowcases** to Casa de Paz Domestic Violence Shelter
- **65 Neonatal blankets, 10 Changing pads and 15 Baby quilts** to Rancho Springs Neo-Natal Unit
- **70 Christmas stockings** to SAFE Alternatives for Everyone - P.A.L. Youth
- **2 Patriotic quilts** for Quilts of Valor
- **150 Pet beds** to numerous animal shelters and private animal rescues




We still have some beautiful quilts in search of a good home. Please let us know of any community organizations we should consider for future donations. We have such talented, generous guild members and it's wonderful how we can share joy with others in our community.

We'll be enjoying our traditional Annual Holiday Party this month. While we won't have a Philanthropy table, feel free to bring any completed projects. We will collect and bring them to our car, where we will also have projects to pick up. Be sure to catch us after the festivities if you'd like to be grab something to fill extra time over the holidays.

2017 is going to be a great year! Join us for the first **Philanthropy Sewing day on Saturday, January 28th from 10am-3pm at our new location.** Please bring a lunch and join us for a fun and productive day! Everyone is welcome for however long you can stay.

Assistance League 28720 Via Montezuma Temecula 92590

Thanks for all you do – Karen Wurfel & Ida Colvin, Co-Chairs



VETERANS UPDATE



MARCH VETS UPDATE

Sincere thanks to everyone who has donated anything to better the lives of the formerly homeless veterans being housed and helped up at **March Air Reserve Base**. We will be delivering the last of our donations soon, and we couldn't have done it without your generosity.

We have a huge amount of toiletries, many pairs of socks, decks of cards and puzzle books to give the men. We also have 46 twin size quilts, which we expect will be distributed on a merit basis since we do not have one for each man. But that's a huge number! The pillowcases we've all made serve a double purpose—as a pillow covering as well as the "wrapping" for the gifts we give them.

We still do not know how the Christmas party will be set up, as U.S. Vets has lost the building they used last year, which had a prep kitchen. We will probably end up partnering with a local food organization to have it catered. This is not a guild expense.

We will begin collecting all these items again in January, so keep an eye out for good deals! As always, we will need at least 100 pillowcases as well.

Thank you again for your generosity, and we wish you Happy Holidays.

Lynn Korito and Ellen French



2017 Retreat



We have only **four short months until our annual retreat** and I hope you are all as excited as we are.

Those of you who have attended before know how much fun we have, all the sewing that we accomplish, the wonderful meals and lasting friendships. Our retreat is held at the **Vina de Lestonnac Retreat Center**, in





Temecula, and this year it is **March 31, April 1, and April 2, 2017**. The cost this year is **\$325.00 per person** and if you think about it, the price is really very good, as this **includes two nights with breakfast, lunch and dinner!** The food is outstanding and there is always something for everyone.

We have a **beautiful large room** where we all gather and sew at our own pace. It's a great way to get to know some of your guild members and some wonderful friendships have been formed here. We do need your **payments, in full, by our March guild meeting** but up until then **you may make small monthly payments if you wish**.

If you are interested in attending this year please contact myself or Lynn Korito. We currently have 26 signed up and **if you would like to get on our wait list please let us know**.

If anyone has in questions please don't hesitate to call us!!

Sherry Riddle Lynn Korito



*Thank
You!*

I would like to say a special thank you to Miyo for hosting Nancy Ota, our October speaker, at short notice and also Kathy Silva for hosting a holiday project for the Christmas Party; Lunch was delicious! Wishing everyone a Merry Christmas, & Happy Hanukkah .
Christine Oliver, 1st VP



Merchandise Table

The November Merchandise table was festively decorated with a Thanksgiving theme including a “turkey”. **Featured were 6 offerings and following are the lucky winners.** Table runner: Rose Rains Towels & fabric bundles: Trudy Rushing Embroidery software & coil basket: Kay Catalano Book & wall hanging kit: Gloria Bachman Wreath: Theresa Culver Tote bag: Ellen French.

November’s contribution to the Guild’s treasury was \$190. Thanks to all our members for participating by purchasing tickets or donating items to Merchandise. **Look for “Team Miyo, Jan & Kay” in January** with more cool stuff plus gift certificates for the quilt shop shoppers!



Happy Winners in November!



Opportunity Quilt



Thank you to everyone who signed up as a volunteer to white glove at **Road to California** in January. You may receive an email directly from Road to CA management, especially if they need to change your volunteer shift.

I will send each of you an email in **early January** to remind you of the day and time you requested. I will also give you the details on how to proceed to get free entry to the show, etc. This month just relax and enjoy the holidays with friends and family.

Gloria Bachmann

Quilt Show News



2017 QUILT SHOW NEEDS YOU!

It's never too late to decide to join the 2017 Quilt Show Committee! There are lots of jobs that all need to be done in order to put on a spectacular quilt show each year, so we hope each of you will consider getting involved.

The Quilt show committee meets once a month, beginning in February, to plan the show in its many details. Meetings are usually held in the conference room of the Grace Mellman Library in Temecula. This is a great way to get to know other members of the guild, and also extremely rewarding when you see the end result of your teamwork. Thank you!

Gail Ledbetter, Quilt Show Chair




Show & Tell

A Few of
the
fabulous
show & tell
quilts from
November



Show & Tell will return again in January.
Watch for details in next month's newsletter!



Block of the Month

Block of The Month 2016: Block #12

Block is due at the January 2017 meeting.

This month's block is called Latifah's Quilt Block, designed by Latifah Saafir. Remember we are using a black, white, grey, and one color of your choice palette for our fabrics this year. We encourage you to make two blocks, one to enter in the monthly drawing to win all the blocks turned in and one to keep. Please be accurate on your seams and sew a scant quarter inch. Our instructions are for making one block, but it is very easy to make two blocks.

Cutting Instructions (for one block):

Black: Two 4 1/2" squares

Color: Two 4 1/2" squares

White: Six 4 1/2" X 6 1/2" rectangles

Grey: Two 4 1/2" squares

General Instructions:

Use a scant 1/4" seam allowance throughout.

Refer to the photos when sewing the pieces.

1. Place the 4 1/2" Grey squares right sides together with two White rectangles, aligning on the right side.
2. Draw a line from the upper left corner to the lower right corner of the Grey square.
3. On the second pair, draw a line from the upper right corner to the lower left corner of the Grey square.
4. Sew directly on top of both drawn lines.
5. Trim to the right side of the sewn line. Press.
6. Placing the right sides together and matching the like parts, sew a 1/4" seam along the edge of the Grey triangles. Press.
7. Refer to photos and repeat steps for Color and Black fabrics.
8. Refer to photos to sew the strips together to create a 12 1/2" block.
9. Press and trim the block to 12 1/2" x 12 1/2".

Have a good Holiday Season! Thanks to all of you who participated in block of the month this year. We really enjoyed it.

We are getting ready for next year. Our plan is to continue these types of blocks – varying them enough to keep it interesting. The color scheme for 2017 is going to be black and white with an additional color each month that you will use along with a shade of that color. We plan to use the birthstone colors for each month (we have to change April because that month is diamond.) I will give you the list of all the colors for the year in January, but as an example we will use deep red in January for the birthstone of garnet. We will use the deep red with black and white and another shade of red.

Adriane Ridder & Shelly McNeely
Block of the Month Coordinators



Places To Go.....Quilts To See

- **October 15-January 8, 2017: VISIONS ART MUSEUM**
Breakout: Quilt Visions 2016 Exhibit
Dancing: Members' Challenge Exhibit
2825 Dewey Road, San Diego, CA 92106
Tues-Sat 10-4, Sun noon-4
November 12, 6-8 pm: Fashion & Technology
Reservations required (619-546-4872)
November 13, 11 am: Current Trends in Fashion
\$10 admission at door
- **January 19-22 ROAD TO CALIFORNIA QUILT SHOW**
Quilters Conference & Showcase, Vendor Mall, Classes,
Ontario Convention Center
2000E. Convention Center Way, Ontario, CA
INFORMATION: info@roadtocalifornia.com (909)946-0020

DECEMBER



LOVE
PEACE
JOY

NEW YEAR'S EVE

To advertise in this
Newsletter
Please Contact: Cheri McDowell
mcdowell22@verizon.net



Please Support Our Advertisers



Sincere Sew & Vac

SALES . SERVICE

We Service All Makes And Models

31705 Riverside Dr.
Lake Elsinore, Ca 92530

951-674-1808

COZY Creative CENTER

756 Jamacha Road, El Cajon, CA

Just 1.5 miles
south of I8.
Take the
Second St exit
in El Cajon.



619-670-0652

CozyCreative.com

BERNINA
made to create

Handi Quilter
Designed by a Quilter, for Quilters.

Koala studios
First Sewing/Patchwork Classes Held in America

**Open 7 days
a week**



Sunday Noon-5pm • M-Th 10 am - 6 pm • Fri 10 am - 3pm • Closed Sat
www.bluebirdquilts.com / 909.514.0333



Bonnie E. Hallett

Affordable—Starting at .01 per inch
Fast Turnaround—Usually under 2 weeks
Computer guided Pro-Stitcher

**Hallett's Quilting
Service**

35109 Highway 79 #212
Warner Springs, CA 92086
760-782-3763
hallettb@att.net

Quilts of Valor

Norma E. Enfield
P.O. Box 366
Murrieta, CA 92564

We are a 501(c)(3) non-profit organization
Creating Comfort, Love & Respect
for our Veterans, one quilt at a time

(951) 698-8791
quiltingtwin@verizon.net
www.QOVFTemecula.org

Sprague Quilts

1660 Ord Way
Oceanside, CA 92056
(757) 710-2816

A Teaching & Working Studio

loissprague@gmail.com

OLLIE'S ATTIC

Longarm Quilting -
custom and
edge-to-edge



417-230-1756
cegiometti@verizon.net

Elaine Giometti

1469 Camino Sueno
Hemet, CA 92545



Thank You for Supporting Our Advertisers

Fat Quarters Quilt Shop



728 Civic Center Dr.
(formerly Escondido Ave)
Vista, CA 92084
760-758-8308

www.fatquartersquiltshop.com

Monday thru Saturday 10:00 am – 5:30 pm
Closed on Sunday

Over 4000 bolts of the NEWEST fabrics!
Check out our 25% off Daily Sales!

Stop by and be inspired -
Meet your friends at Fat Quarters Quilt Shop!
Quilting the world together one stitch at a time since
1999!

I'd Rather Be Quilt' n

14 Years Long-Arm Machine Quilting
Professional Quality Work @ Affordable Prices
Custom/Pantographs
Pantographs Quilted Edge to Edge
Large Pattern & Thread Selection
Quilter's Dream Battings (100% Cotton, 70/30, poly, wool)
Warm & Natural Batting
Smoke-Free Environment
Ruth A. O'Neill
951-699-4887 Temecula



AMERICAN DREAM
Home Ownership

Tarbell,
REALTORS

THINKING OF BUYING OR SELLING?

Receive A Comprehensive
Market Analysis Without Cost
Or Obligation
Receive Maximum
Internet Exposure
Upon Listing



Adriane Ridder
Realtor
(951) 297-9140

AdrianeR@Tarbell.com
Lic. # 02008957



* If your home is listed,
please disregard this notice.
It is not intended to solicit
other brokers' listings.

Tonya's Quilting

LONGARM QUILTING SERVICE



Phone: (951) 283-0569
Email: Tonyasquilting@gmail.com
Web: www.tonyasquilting.com
Facebook: [Facebook.com/TonyasQuilting](https://www.facebook.com/TonyasQuilting)
Call for Drop Off /Pick Up information.




PEACE

Valley of the Mist Quilters Guild

27275 Ynez Rd. #435 Temecula, CA 92592

Newsletter Editor: Cheri McDowell Webmaster: Tina Sandoval

votmq@yahoo.com

<http://www.valleyofthemistquilters.com>

Follow us on Facebook



MISSION STATEMENT

Formed in 1990, Valley of the Mist Quilters Guild is a non-profit charitable, educational and social organization in the Temecula Valley. We promote the knowledge of and appreciation for all aspects of quilting and fiber arts with an active philanthropy program.



Our Meeting Location

**Community
Recreation Center
30875 Rancho
Vista Rd.
Temecula, CA**

Exit the 15 Freeway at
Rancho California Rd.
and go East.
Go to Ynez Rd. and
turn right.
Go to Rancho Vista
Rd. and turn Left
The CRC is
approximately 1.5
miles on the right-
hand side.

**All Sewers
Welcome**

☐ **Holiday Party
Tues., Dec. 13
@ 6:00 pm***

☐ **Bring Potluck
Dish (& serving
utensil) to share**

☐ **Bring gift to
exchange
(optional)**

☐ **December
birthdays: NO
door prizes or
snacks..bring in
January**

☐ **SIGN UP for
2017 Board
positions**

☐ **Bring Veteran's
Donations**

☐ **Bring Retreat
Payment
Installment**

☐ **Combined
2016/2017
Board Meeting
Monday, Dec. 19
Contact Shelley
Wilson**

☐ **Get newsletter
articles in
EARLY!**

