



Volume 25 Issue 4

April, 2015

Baste & Banter



Spring has Sprung ... and I'm Elated!

Inside this issue

Shirley's Message cont.	2
In Sympathy	
President's Quilt	3
Quilt Ambassador	
Quilting Makes the Quilt	
Guest Speaker	4
Philanthropy	
Charm Squares	5
Monthly Mini	
Of Interest	
Retreat	
Block of the Month	6
Challenge Quilt	8
You Can Do It!	
Workshops	9
Celebrating Quilter of the Month	10
Quilt Show News	11
Show & Tell	
Members' News	
Financial Report	12
Merchandise	
Gratitude Awaits	13
Board Members	14
Correspondence	15
Advertisers	16
Mission Statement	18
Reminders	
Meeting information	

Hello everybody!

Today is the first day of spring, the weather is 81°, my cherry tree is in bright bloom and my little dog Gussie is at my feet waiting for a walk.

Spring is my favorite time of year and I'm energized and ready to take on the world...even if it does mean spring-cleaning...windows, weeds and, of course, my quilt space. I'll be going through my stash, patterns and tools sorting out things to bring to Sherry Riddle for our annual Brown Bag rummage sale at our June meeting. Hope you are doing the same. This is a great event...but I have to say that I am still holding a grudge against Carole Donahoe who won the basket last year containing that finished hand appliqued snowman quilt! Just kidding of course, but darn, I really wanted that top! I've got a new strategy down for this year and looking forward to a good haul. (LOL)

While my mind is on spring cleanup, my heart is on the bright colors that inspire so many beautiful spring themed quilts. In fact, that is the theme of the quilt my friendship group is working on for the quilt show auction. We have each designed a block and are making one for the show quilt and one for each other. This is the first time I've participated and can't wait to see all the different finished blocks. The most fun will be seeing the different ways each of us puts our blocks together to make our own quilt. Friendship groups are one of the best things about our guild. You get to be with kindred spirits over coffee or tea sharing hearts, quilts and ideas. What could be better? If you are not in a friendship group, please contact Patty Weigel who is working diligently to get everyone placed. New groups are forming and you may be a great fit for one already going on. Also, if you have an idea for starting a specialized group (i.e. beginning quilting, applique, art quilting, etc.), let Patty know.

Continued on Page 2

President's Messagecontinued from Page 1

Rob Appell is coming to Temecula!




We are excited to have nationally recognized textile artist and designer, Rob Appell inspiring us at our April meeting. We will get an opportunity to view this nature enthusiast's inspired work in his lecture "Quilts from the Sea and Beyond" at our meeting on April 14th. Rob will instruct us the next day on how to use our domestic machines to enhance our own creations in his workshop on the "Nuts and Bolts of Machine Quilting". No matter how much I think I know about a specific aspect of quilting, I find that I always learn something new and useful from our speakers. I think there will be an abundance of things to learn from Rob. Looking forward to it.

Well, Gussie is staring up at me with those big brown eyes making me feel guilty about ignoring him so I best be off for our walk.



Wishing you all a wonderful and colorful spring. See you on the 14th!

Shirley



In Sympathy...

With great sadness, Dawn McKenzie, a long time friend and founding member of our guild passed away on March 12. Without Dawn and her friends, Valley of the Mist Quilters might not be here. Please keep her family in your prayers. Though she's not been a member for awhile now, we recognize her importance to our guild and wish her husband, Neil, and their family the best.



President's Quilt

Reminder: if you have picked up a packet to make a block for Shirley's President's Quilt.....blocks are due back by the May 12 meeting. If you have not picked up a packet...please come by my table & participate! It's easy. You can choose what block to make & receive its pattern. Some fabrics are also provided. The more who participate, the more wonderful the quilt! I know Shirley will want to remember all of you in years to come with her special quilt. Thank you! Cheri McDowell

Sharing what we love...

Ambassador

You are invited to be on the Ambassador team.

What is it?

Greet people at the door, usher new people around the room and answer questions, be available before the meeting and at break, wear an Ambassador badge.

This team is for you if:

- **You are friendly and love to meet people**
 - **You are just naturally helpful**
- **You can be at the meetings by 6:30**

If this is you,

**Contact Marlene Oaks,
sewingatlightspeed@yahoo.com**

Quilting Makes The Quilt...

Quilting Makes the Quilt so why not save time and money and quilt your own quilts ?

Quilting frame with PFAFF machine - Only \$2000

Quilt your quilts in the comfort of your own home. Call Dene Ryan at 951-805-5055. Asking \$2000. OBO.

Easy to use and dependable. Only used for a couple of years Downsizing and, regrettably, must sell.

Not actual picture, but you get the idea. Items have been boxed up and ready to transport.



Guest Speaker

Rob Appell ...

Is an amazing quilter with a heart for endangered species and a love for the ocean.

Rob started his career in his mother's quilt shop in Morro Bay, California, and has built his quilting world upon the foundation first with a passion for Hawaiian shirt-making. This led him into his famous ocean environment quilts that he designed and produced for years. Now he teaches classes on long arm quilting and has an Endangered Species Project in which he designed 12 patterns of close-up portraits of 12 different endangered animals that we would all recognize and adore – from a Bengal Tiger, a Clown Fish, a Macaw, a Polar Bear, a Giant Panda and several more. All of them are beautiful and all the patterns are available on Rob's website. Rob is a surfer and a beach-bum kind of guy, and I cannot wait to see what he has to show the guild in his presentation on April 14th. He has written several books and tours the country lecturing and teaching. I am sure he will have many wonderful stories to tell us. It will be very inspiring to have another man's perspective on quilting and to see what he has produced so far. I am looking forward to the April meeting, as I hope all of you are too.

Marc Joost
1st Vice President

Visit Rob's website to see examples of
his work at ~
<http://www.robappell.com/>



Philanthropy

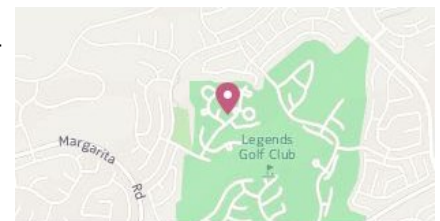
PHILANTHROPY NEEDS YOU

We are creating quilts for the quilt show in October and in turn to give to the various charities we support. We need long arm and machine quilters to quilt the quilts created by our members. Please volunteer to help us get these quilted. We have several ready for you now. Just come to the Philanthropy table at the guild meetings or call Diana at 951-813-6266. Your work is much appreciated.

SEW FUN

Can't find the time for a relaxing, non-interrupted day of sewing? Too many distractions? Want to contribute to Philanthropy but not sure how you can do that. We have an answer for that.

The last Saturday each month we get together and sew, eat and enjoy the friendship of a fun group of our members. This group cuts, pieces, assembles quilts for Philanthropy. Yes we actually sew and have a great deal of fun. We have the material, patterns, and batting to create the quilts. You just bring your machine (or not) and join in. Bring your lunch and sit with us for a casual day of sewing and friendship. Come join us April 26, 10:00 am at Heritage Mobile Home Park.



Address 31130 S General Kearny Rd
Temecula, California 92591
Phone (951) 676-5113

Charm Squares

Sign-up at the meeting for a charm square participation number and to receive the total number of participants.

Choose 4 *different* quilt store quality fabrics—**APRIL's theme is Polka Dots & Stripes.** DO NOT prewash fabric!

Cut enough 6 1/2" squares, no selvages please, for each person. Make a 4-fabric charm square set for each participant and pin or clip your personal number on each set.

Ensure that your squares arrive at the Guild meeting so everyone gets a set!

Call Diana Short if you have any questions.

Assistance Needed in Charm Squares—if interested, contact Diana Short.

Of Interest



Monthly Mini



This gorgeous little quilt was made and donated by Rosemary Williams.

Who's home will be displaying it? Will it be you? Purchase the winning ticket and it just may be on your wall!

Retreat 2015

Retreat Time!

We are going to have a great weekend!

Retreat Goers: If you did not receive my informational email *please* contact me so we can get it to you so you are fully prepared for all of the festivities.

If you have any questions, email me at julie-sews2@msn.com or call at 951-265-4489



Block of the Month

Page 1

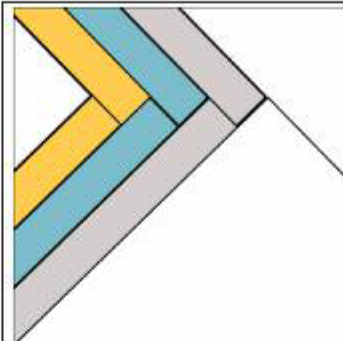
Block of the Month: Block 4--blocks due at the May meeting

Hope everyone is ready for our next block. We are still using our neutral color palette. The colors shown in the these instruction for illustration only. There is a picture below on the right and additional information about the palette is in the January 2015 newsletter. All blocks are 12.5" blocks — 12" finished

This is another block from the blog:

<http://www.sewmamasew.com/>

This block certainly isn't the most economical with your fabric, but its graphic appeal is worth it. If you make a lot of these blocks, keep all of your matching scraps for another quilt!



Neutral color palette

Fabric Requirements: (If making two blocks –double this – but make one at a time. You may be able to use some leftover parts of fabric A in your second block.)

Fabric A: background ¼ yard

Fabric B: print 1: 2" x 13" scrap

Fabric C: print 2: 2" x 17" scrap

Fabric D: print 3: 2" x 20" scrap

Cut List:

A1 = 9.5" x 5.5"

A2 = 5" x 5"

A3 = 9.5" x 13" (if you have a wider piece of fabric than an exact ¼ yard, cutting this to 10" x 13" gives you more wiggle room for the final step of cutting out your block)

B1 = 6.5" x 2"

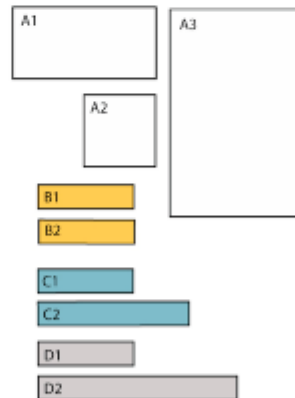
B2 = 2" x 6"

C1 = 6.5" x 2"

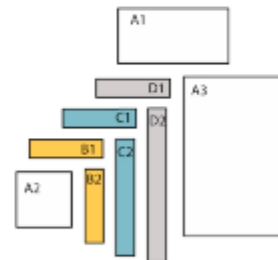
C2 = 2" x 10"

D1 = 6.5" x 2"

D2 = 2" x 13"

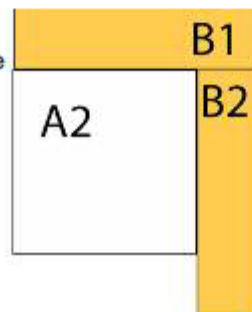


The pieces will be used in this lay out:

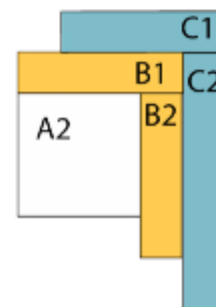


Assembling the Block:

1. First sew B2 onto A2, press the seam and sew B1 onto the top of this piecing. Press.



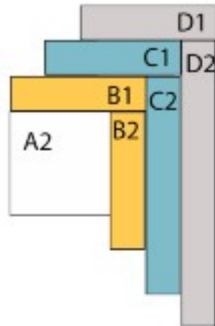
2. Next sew C2 onto the piecing, press and sew C1 onto the top of the piecing. Press.



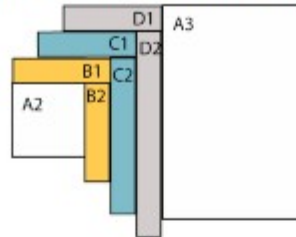
Block of the Month

Page 2

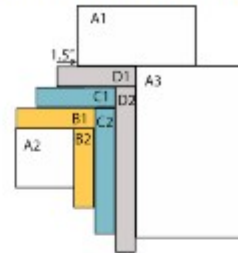
3. Sew D2 onto the piecing, press and sew D1 onto the top of the piecing. Press.



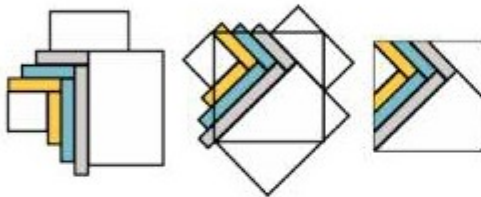
4. Sew A3 onto the right side of your piecing. Press.



5. Sew A1 onto the top of the piecing, taking care that you line it up 1.5" from the left edge of D1.

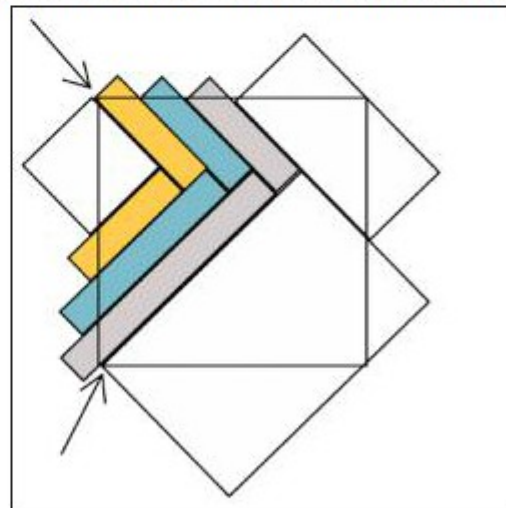



6. Cutting out the finished block is the final step. Take care that you know where all four sides of your block fall, so that you can get the right sized block out of the piecing.



This is just the sort of block that having a 12.5" square ruler is ideal for. If you don't have a ruler like this consider drawing the block onto the piecing before making your first cut. You wouldn't want to cut one edge incorrectly and not be able to get a full 12.5" square block out of the piecing.

Make sure that your corners fall on the outer edge of Fabric B in the upper left corner of your block, and on the inner edge of Fabric D in the lower left corner.



I love this block!

Adriane Ridder

Block of the Month Chair



Challenge Quilt 2015

Challenge Quilt 2015

It is our big silver 25th anniversary!

Happy Anniversary



Our challenge is to make quilts honoring this very big year.


The rules/guidelines are as follows:

- 1) Sign-up on the list in order to be included in the contest.
- 2) The size of the finished quilt can be from wall hanging to large lap.
- 3) The quilt shall contain 25 repeats of squares, motifs, appliques or
- 4) The quilt shall contain obvious and identifiable use of silver fabric.
- 5) The quilt shall contain obvious and identifiable use of the color of the year, merlot.

Join me in celebrating our silver anniversary,
have a blast and
maybe win a ribbon and a prize.

SEE THE DISPLAY AT THE MEETING

M. Marlene Oaks
sewingatlightspeed@yahoo.com



Give a lady a quilt and she has
a cherished, priceless gift.



Teach a lady to quilt and she
will buy fabric, a sewing machine,
needles, thread, seam rippers,
bobbins, quilting rulers, pins, pin cushions,
cutting mats, rotary cutters, batting, patterns,
and more fabric!

March Quilter of the Month, Margie Beaver. What an amazing person! We are so fortunate to have her in our guild.



Workshops 2015

Where has the year gone? We are half way through our workshops! I know we've had full houses on our first three workshops, but there is still room in our May and October classes. So please reserve your spot now!

April brings us the talented **Rob Appell** to show us the "Nuts and Bolts of Free Motion Quilting". I know I need this class! I can't wait to meet Rob and learn more about quilting. This class is full; I have a short wait list so please contact me if you are interested in this work-shop. See more of Rob's work at <http://www.robappell.com/>. This class will be held Wednesday, April 15, at Glen Oaks Clubhouse at 40101 de Portola Rd., Temecula. Workshops are from 10 am until 4 pm. You can start setting up at 9:40, this allows time for the instructor and I to set up also. Don't forget to bring your lunch and drinks, extension cords and your name badge.

May will take a different approach to quilting with **Michelle Watts**. She will be teaching us how to piece a Southwest Medallion. This quilt is lovely and can be seen at <http://www.jmichellewatts.com/>. There are still openings in the class. I encourage you to sign up now so you aren't left out!

October will be our last workshop in 2015. Due to the interest in workshops this year I have started sign ups. **Lenore Crawford** will be teaching this class. This workshop will span two days - October 14th and 15th. Lenore will demonstrate to us two techniques, fusing and painting! There are still some spots left but this class is filling up fast! You can view Lenore's work at <http://www.lenorecrawford.com/>. I hope that you check out all the guest quilter's websites to gain some information as well as to view some beautiful quilts.

Reminder: All workshops are to have a non-refundable deposit paid at the time of signup, and all fees are to be paid one month prior to the workshop according to our by-laws.

Thank you for all your support of our workshop program this year! I hope you all have the opportunity to attend at least one of these awesome classes. Workshops are a great way to get to know other members in the guild and to learn new quilting skills.


Any questions or concerns please contact Terri Barry at terribarrysews@gmail.com or by cell at 951-453-9401.



Quilter of the Month

Celebrating Quilter of the Month Miyo Inouye-Kretsch

Miyo comes to us with an incredibly varied, fascinating and successful background. She began her journey in Edmonton, Alberta, Canada, and lived there until swept away by the love of her life, Rick.



Her mother played the piano and sang, and the fascinated Miyo begged to learn the piano. In her teen years she also learned the violin. From the age of 5 until she graduated from high school, Miyo danced in the Alberta Ballet Company. She loved, loved, loved it all!



Her parents owned a chain of fabric and ready to wear boutique stores across Canada. Each had a different emphasis. She was supposed to take over the family business, but Miyo's interests were elsewhere. So she emerged as a teacher and conductor both in schools and privately doing freelance. Her students were mostly disadvantaged children, which she worked with from about 2nd grade until graduation. These children would not have been able to afford lessons without the program Miyo pioneered. She created her own special family with thousands of kids. Her program was unique and was a model all over Canada and the U.S.



Every other year her orchestra of youth toured the world. Undertow, she took over 60 people on each trip! She handled all travel and tour arrangements personally, raised money, fought cutbacks and was fully involved in all aspects. The program opened up worlds for the children, many of whom she hears from regularly. For example, one of her students is now duplicating this amazing program in Rio! Miyo mentors her long distance.

Miyo says that the program was her life and she had no time for husband, sports, sewing or anything else. But then, Rick came into her life, she retired, got married and moved with him to California. She filled her life with golf, tennis, shooting, gardening and friends.

Everything was then in place for another shift. They walked Old Town 4 years ago, when our Quilt Show was adorning the buildings. Miyo says she didn't really like patchwork and wondered why people cut up fabric and sewed it back together, and she was sure she didn't know anyone who would want a quilt. Well, she has come full circle on that. At the first of the next year she came to our guild, the owner of a basic Singer. Then she saw Nancy Zieman on tv with a Babylock and a thread cutter, and was so excited. Rick bought her an Elisimo Gold. She now has a Babylock Destiny, which she loves! Miyo sews almost every day.

Miyo got involved in our philanthropy group first because she didn't know what to do with her quilts and she didn't want to waste them. She figured she could learn and try out techniques and then have a place to give them that would be helpful to others. So far, she has made 55 philanthropy quilts from start to finish, 37 art quilts, over 50 purses—all given away!

She credits the guild, the philanthropy group, other friendship groups and the internet for all she has learned about quilting. She is in 5 friendship groups. Miyo's favorite quilts to do are art quilts and improv quilts. She hates wasting fabric and uses all bits and pieces in the creation of her philanthropy quilts. She is expanding her sewing world now by becoming part of the American Sewing Guild.

Miyo says she likes staying under the radar. But, for such a shining star, who shines in everything she does, that is hard to do. Her quest for creativity, excellence and her caring participation in life are inspiring.

To nominate someone for quilter of the month, please email
Marlene Oaks at sewingatlightspeed@yahoo.com



Quilt Show News

Hello Fellow Guild Members!

Our next quilt show committee meeting will be on Wednesday, April 29th, 1:30 p.m., at the Grace Mellman Library.

This month, I wanted to share with you the different ways you can hang your quilts in our upcoming quilt show in October.

Different Ways/Areas You Could Hang Your Quilts in Our Quilt Show

There are several different ways you could display the quilts that you make in our upcoming 17th Annual Old Town Temecula Outdoor Quilt Show taking place on Saturday, October 3rd, 2015. This article will list the ways and gives the names the persons you can contact for further information.

- ◆ Display quilts in the quilt show (Pauline McCauley/Gail Ledbetter)
- ◆ Large Quilt Live Auction (Pauline/Gail)
- ◆ Small Quilt Silent Auction: Perimeter less than 100", or table runners of any size (Candice Dalton)
- ◆ Challenge Quilts (Marlene Oaks)
- ◆ Quilt Walk: Quilts are hung in participating merchants' businesses two weeks prior to the show (Pauline/Gail)
- ◆ Philanthropy: Quilts are hung in the show and then donated to community organizations predetermined by the philanthropy committee. (Diana White)

As we get closer to the date of the quilt show, we will be asking for your help in specific areas and will be asking for sign ups in August and September.

Thank you very much in advance for planning to hang your quilts in the show.

Pauline McCauley

Show & Tell

Bring your latest creation to share with us all. Remember, the finale of every meeting is show & tell where we get to inspire & appreciate each other's wonderful work.

Be sure to put your items on the show and tell table near the back so others can admire before the meeting.

Members News

~ We want your news! Contact your newsletter editor with your quilting scoop.

4/18 New Member's Workshop 10 am at Terri Barry's home.

4/19 68th Annual "Historic Firemen's BBQ - A Day of Fun at Fire Station #1 off Juniper St & Adams Ave.

Financial Report

Valley of the Mist Quilters Guild Financial Report February 2015

Balance 2/1/2015 \$27,332.11

Category	Total	
Income: Cookbook Sales	\$54.00	
Income: Membership Income: Guest Fees	\$80.00	
Income: Membership Income - Other	\$1,950.00	
Income: Opportunity Quilt Income	\$313.00	
Income: Retreat Income: 2015	\$1,705.00	
Income: Ways & Means: Merchandise	\$143.00	
Income: Workshop Income - Other	\$470.00	
Income Total		\$4,715.00
Expenses		
Hospitality	(\$9.36)	
Merchandising Expense	(\$185.96)	
Newsletter	(\$6.45)	
Operations: Corresponding Secretary	(\$27.95)	
Operations: Guild Anniversary	(\$592.32)	
Operations: Office Supplies	(\$57.21)	
Operations: Postage, Mailing Services	(\$216.00)	
Opportunity Quilt Expense	(\$20.00)	
Speakers: Lectures	(\$500.00)	
Speakers: Lodging & Travel	(\$466.24)	
Speakers: Meals	(\$59.68)	
Speakers: Workshop Fees	(\$1,500.00)	
Treasurer Expense	(\$27.65)	
Workshop Expense: Meals	(\$43.60)	
Expenses Total		(\$3,712.42)
NET INCREASE		\$1,002.58
Ending Balance 2/28/2015		\$28,334.69

Merchandise

The merchandise table in March sure did not disappoint. The four baskets were absolutely beautiful, with all the green and white fabrics, it screamed Happy St. Patrick's Day! 🍀 Other handy items included thread snippers, bobbin holders, tape measure, lighted tweezer/magnifier, candle, sewing kit, applique tools and an adorable sewing basket. We missed Sherry Riddle at the table and hope all is well with her and her family. Sending love her way. Hope to see her smiling face next month. I would also like to thank, Marc Joost for sitting with me and helping run the merchandise table. Couldn't have done it without him. Congratulations to our lucky March winners: Miyo, Cheri McDowell, Jackie Dearbaugh and Jan Dolan.

Thank you all for supporting the merchandise table. We sold \$120 worth of tickets. Looking forward to seeing you all next month. 🐰

*Sincerely,
Lynn Korito*

**Editor's Note: Unfortunately, mishaps occur and I apologize for missing this information on first publication. Lynn's table is wonderful and her news a joy to read.*

Gratitude Awaits

US Vets

A Non Profit 501 (c)(3) organization that opened in 1993.

Did you realize that there are over 130 US veterans that live at March Air Reserve Base in Riverside?

Veterans who utilize the services at US Vets represent a variety of needs. Some require mental health treatment. Some need help finding affordable housing and some need to be re-trained to enter the job market. Many of our veterans have been homeless and have found assistance and support at US Vets.

US Vets personnel go into the local community to find homeless veterans and guide them to crucial services that alleviate the challenges they face. The range of services includes housing and employment assistance, as well as access to veterans' benefits and treatment for mental and physical health problems.

Our support can make a difference.

Here is a list of some of the items that our veterans need:

Cleaning Products; Ajax/Comet, Brooms, Mops, Bleach, Multi-purpose Cleaner

Laundry Products; Detergent, Fabric Sheets and Color Bleach

Personal Items; Toilet Paper, Kleenex, Deodorant, Toothpaste/Toothbrush, Bar Soap, Razors/Shaving Cream, Shampoo, Deck of Cards, Puzzle Books etc...

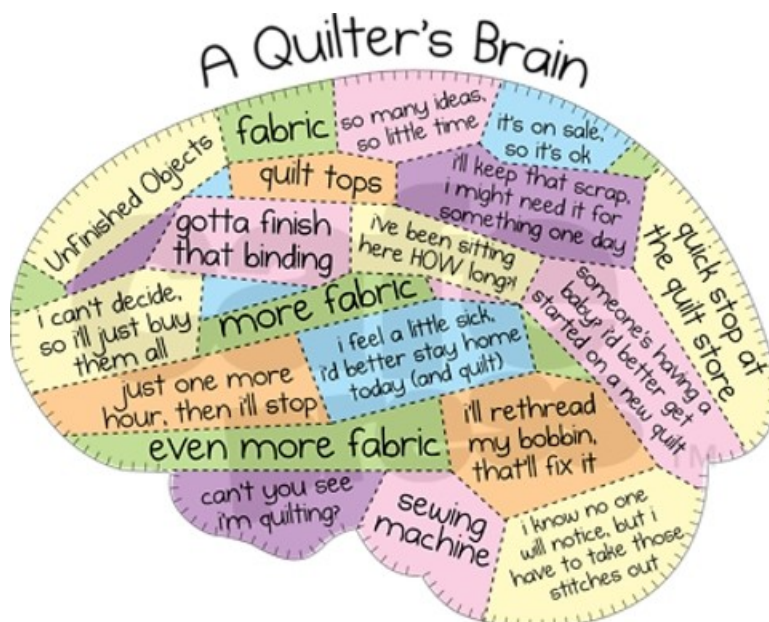
Clothing items; Socks, Tee Shirts, Underwear, Knit Caps.

I will begin collecting items at the April guild meeting. Please bring an item to donate.

And lastly, it would be amazing to give each and every veteran a pillowcase at Christmas time.

Thank you very much for your generosity towards our US Veterans.

Lynn Korito




Your Board Members

2015 Board Valley of the Mist Quilters

President	Shirley Brown	Opportunity Quilt Chair	Shelley Wilson
1st Vice President	Marc Joost	Opportunity Quilt Assistant	Gloria Bachmann
2nd Vice President	Sheri Eramo	Block of the Month	Adriane Ridder
Ways and Means	Sherry Riddle	Challenge/Mystery Quilt	Marlene Oaks
Secretary	Carole Donahoe	Charm Squares	Diana Short
Treasurer	Pat Jordan	Door Prizes	Pam Fisher
Past President	Cheri McDowell	Friendship /groups	Patricia Weigel
Advertising Coordinator	Julie Nims	Hospitality	Laura Haskell
Ambassador Chair	Marlene Oaks	Hospitality	Lynn Harm
Facilities Coordinator	Patricia Ogden	Merchandise	Lynn Korito
Librarian	Rita Dominguez	Monthly Mini	Margie Beaver
Membership Chair	Jane Ward	Retreat (2016)	Pat Jordan
Newsletter Chair	Tina Sandoval	Retreat Assistant (2016)	Cheri McDowell
Parliamentarian	Cheri McDowell	Secret Pals	Karen Heath
Philanthropy Chair	Diana White	Show and Tell	Dot Demmin
Quilt Show Chair	Pauline McCauley	Show and Tell	Linda Duhe
SCCQG Representative	Diana White	Corresponding Secretary	Patricia Weigel
Website Coordinator	Tina Sandoval	Historian/Photographer	Marci Schaffer
Workshop Coordinator	Terri Barry	Internal Auditor	Diana White
		Membership Assistant	Kathy Poletti
		Pet Beds	Maureen Nelson
		Publicity and Public Relations	Patricia Ogden
		Quilt Show Assistant	Gail Ledbetter



Correspondence



Dear Valley of the Mist Quilters Guild Members,
Thank you for inviting me to share
my artwork with you. I appreciated
the up-beat attitude and willingness
of the workshop participants to jump
right in and create their own little
landscapes... with wonderful results!

Sincerely,

Ann L. Scott

Please Support Our Advertisers

To advertise In this Wonderful Newsletter,
Please contact Julie Nims

juliesews2@msn.com

Moore's

A Fourth Generation Family Business

Sewing Machines • Sewing Furniture
Notions • Fabric • Vacuums
Special Events • Classes



We are excited to announce another Moore's location
NOW OPEN in Temecula!

Come visit the new store and let us know what you think!

Our stores love to throw parties and host events, and our new Temecula location is no different.

Sign up for our monthly Sew Fun Club, attend one of our in-store or off-site sewing and embroidery events or classes, stop by to see the latest and greatest machines, or just to say "Hello!"

We would love to see your latest projects, help you complete that one you're stuck on, or suggest a new class for you to attend to learn a new technique.

Our Temecula Store Calendar is updated weekly on our website, be sure to check back often to see if there is something you would like to attend.

www.moores-sew.com
951-297-3796



Valley of the Mist Quilters Guild Members receive 10%* off regular priced fabric, accessories, software and sewing notions!

*Savings from MSRP, cannot be combined with any other discounts or offers.

Bluebird Quilts & GALLERY

Fabric • Classes • Custom • Traditional & Art Quilts

Janet & Stephen Bottroff

Sunday Noon-5pm • M-Th 10 am - 6 pm • Fri 10 am - 3 pm • Closed Sat.

www.bluebirdquilts.com

bluebirdquilts@att.net

909.514.0333

Toll Free 877.757.0333

22320 Barton Rd. Ste A, Grand Terrace, CA 92313



Bonnie E. Hallett

Affordable—Starting at .01 per inch
Fast Turnaround—Usually under 2 weeks
Computer guided Pro-Stitcher

35109 Highway 79 #212

Warner Springs, CA 92086

760-782-3763

hallettb@att.net

Hallett's Quilting Service

Please Support Our Advertisers

Fat Quarters Quilt Shop



728 Civic Center Dr.
(formerly Escondido Ave.) ~ Vista, CA 92084
760-758-8308

www.fatquartersquiltshop.com

Monday – Saturday 10 am – 5:30 pm
Closed on Sunday

Over 4000 bolts including:
Civil War and 1930's reproductions –
Moda, Marcus, Andover,
as well as numerous others!
And, now ... Amy Butler!

Check out our 25% off Daily Sales!

Stop by and be inspired -
Meet your friends at Fat Quarters Quilt Shop!

Cozy Quilt Shop & SewCozy Sewing Center

Open 7 days
a week



2940 Jamacha Road Suite H
El Cajon, CA 92019

619-670-0652 cozyquilt.com

BERNINA

Quilts of Valor

Norma E. Enfield

P.O. Box 366

Murrieta, CA 92564

We are a 501(c)(3) non-profit organization

Creating Comfort, Love & Respect
for our Veterans, one quilt at a time

(951) 698-8791


quiltingtwin@verizon.net

www.QOVFTemecula.org

I'd Rather Be Quilt' n

12 Years Long-Arm Machine Quilting
Professional Quality Work @ Affordable Prices
Custom/Pantographs
Pantographs Quilted Edge to Edge
Large Pattern & Thread Selection
Quilter's Dream Battings (100% Cotton, 70/30, poly, wool)
Warm & Natural Batting
Smoke-Free Environment
Ruth A. O'Neill

951-699-4887 Temecula



The Quilted Rose Quilting Services Has Moved To



Our new Phone is (619) 804-6062
or contact us by E-Mail at: thequilted@iwol.com

Carrie Matheny

Award Winning Quilter

Batting and backings, binding your quilt

*All quilts receive a free consultation
on the best quilting pattern and thread color for your quilt.*

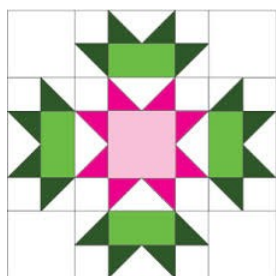
Evening and Weekend Appointments



Valley of the Mist Quilters

PMB 435
27475 Ynez Road
Temecula, CA 92591

[http://www.
valleyofthemistquilters
.com/](http://www.valleyofthemistquilters.com/)



Our Meeting Location

Community

Recreation Center

at 30875 Rancho Vista
Rd. Temecula

Exit the 15 Freeway at
Rancho California Road
and go east. Go to Ynez
Road and turn right. Go to
Rancho Vista Road and
turn left. It is
approximately 1 ½ miles &
on the right-hand side.

Meetings are the second
Tuesday at 7 p.m.

Social Time 6:30 PM

All sewers welcome

Please deliver promptly to:

Mission Statement

Our Guild was formed in 1990 and is a non-profit organization.

The purpose of our Guild is to promote cooperation and the
exchange of ideas among those persons interested in or
engaged in quilting and to further the education and
skill levels of our members.



Reminders:

- Meeting April 14th
- Workshop April 15
- Bring charm squares
- Make & bring one or more blocks of the month
- Bring Brown Bag Donations
- Bring door prize & refreshments if this is your birthday month.
- Show and Tell Quilts, Quilted Clothing, Bags, etc.
- Sign up for our very special 25th anniversary challenge quilt
- Bring US Vets do-
- nation.
- Got news? Bring it to your editor!
- Looking ahead to next month:
J. Michelle Watts
- Get your articles in no later than the 20th of each month
- Board Meeting - Monday, April 20