



Volume 25 Issue 8

August, 2015

# Baste & Banter

## Inside this issue

Opportunity Quilt	2
2015 Programs Chart	
Workshops	3
Men Wanted!!!	
Charm Squares	
Show & Tell	
Quilt Show News	4
Philanthropy	
Of Interest	5
Block of the Month	6
Celebrating Quilter of	
The Month	8
2015 Challenges	9
Quilt Show Flyer	10
Large Quilt Auction	11
Form	
Small Quilt Auction	12
Form	
Quilt Display Form	13
Advertisers	14
Mission Statement	16
Reminders	
Meeting Information	



Hello Quilters!

Hope you had a great July. Mine was busy, busy, busy with out of town guests and the Fourth of July. I am so ready to get back to my normal routine so I can finally do some sewing...plus I have two quilting deadlines coming down. (I keep saying that but know that I best get busy...and quickly!)

Speaking of July, our Quilters University was a great success. We had six tables which were full at every rotation. Thanks to our fabulous teachers - Cheri McDowell, Miyo Inouye-Kretsch, Candice Dalton, Dot Demmin, Diana White, Marlene Oaks and Ellen French. They were all beautifully prepared and taught like true professionals. We are blessed to have so much rich talent in our guild.

Well, August is here and the kids are going back to school...seems like it gets earlier every year. Our August meeting is our annual sew in for philanthropy. We will have kits to work on, bindings to be sewn, machine quilting to be done and we need every one to pitch-in, in order to get the job done. Please come. Bring your machines, irons extension cords, and regular sewing notions. If you can't bring your machine, just bring yourself as there will be plenty of tasks other than sewing that need to be done.

At our June meeting two members of our sister guild, Inland Empire Quilters Guild of Corona, pledged to help us with our pillowcase drive for U. S. Vets. I am pleased to tell you that they gifted us with 37 pillowcases. I don't have a final count from Diana but I believe that we have met our goal. That said, there will always be a need for them so if you are working on some please don't stop. Keep bringing pillowcases to the meetings. Quilters are the best, most giving people I know, and I am proud to be associated. Thank you all for your giving hearts - know that you are lovingly touching the destitute lives of those men who put themselves in harm's way to keep us safe. You go, girls!


One last thing before I go, I want to let you know that we are losing Mark Joost. He is moving to Orange County and leaving our guild. He will be at our August meeting, so please make sure to bid him a fond farewell. Mark has been a giver and server from the day he joined Valley of the Mist Quilters Guild. We love him and are going to miss him.

See you soon...stay cool and keep the pedal to the metal!

Shirley

[sebrown236@gmail.com](mailto:sebrown236@gmail.com)

951.210.0560



## Opportunity Quilt



Time is getting short! We have only the August and September guild meetings for you to get your opportunity quilt ticket stubs in with the \$20.00. The opportunity quilt will be awarded at the quilt show on October 3rd. If you put your tickets in a secure spot, it is now time to search for them. Be sure to see me at one of the next two meetings to turn in the money and ticket stubs or mail them to me if you are unable to attend the meetings. Good luck winning the quilt.

Gloria Bachmann



Valley of the Mist Quilters Guild  
Program and Room Set Ups

	January	February	March	April	May	June	July	August	September	October	November	December
									Anniversary Past Pres Trunk Show			
Program	Speaker	Speaker	Speaker	Speaker	Speaker	Brown Bag	Quilters University	Phil. Sew In	Challenge Quilt	Speaker	Member Showcase	Holiday Party
Block of the Month	yes	yes	yes	yes	yes	no	no	no	yes	yes	yes	no
Challenge Quilt	yes	yes	yes	yes	yes	no	no	no	yes	no	no	no
Charm Squares	yes	yes	yes	yes	yes	no	no	no	yes	yes	yes	no
Door Prizes	yes	yes	yes	yes	yes	no	no	no	yes	yes	yes	no
Library	yes	yes	yes	yes	yes	no	no	no	yes	yes	yes	no
Merchandise Table	yes	yes	yes	yes	yes	no	no	no	yes	yes	yes	no
Monthly Mini	yes	yes	yes	yes	yes	no	no	no	yes	yes	yes	no
Opportunity Quilt	yes	yes	yes	yes	yes	yes	no	no	yes	yes	yes	no
Philanthropy	yes	yes	yes	yes	yes	no	no	no	yes	yes	yes	no
Show and Tell	yes	yes	yes	yes	yes	yes	yes	no	yes	yes	yes	no
Refreshments	yes	yes	yes	yes	yes	yes	yes	yes	yes	yes	yes	yes
						Board provides			Dessert contest			Members Potluck

## Workshops

OCTOBER WORKSHOP: You don't want to miss it - Lenore Crawford will be teaching us how to use fusible and paints to enhance our quilting skills. The workshop will be a two day event, members \$60 and guests \$80. I am looking forward to learning more on how to enhance and make my quilts more original in this workshop.

Please email me at [terribarrysews@gmail.com](mailto:terribarrysews@gmail.com) if you'd like more information. You can view Lenore's work at <http://www.lenorecrawford.com/>

All speaker workshops are \$30 per session for members, \$40 per session for guests. Workshops start at 10 am and end at 4 pm unless otherwise specified. Supply list are available at meetings and are emailed to those signed up prior to the date of the workshop.

For more information contact Terri Barry.

## MEN WANTED!!!



We will need men to help hang ropes throughout Old Town on Friday, Oct 2 starting at 5:00 p.m. or as soon as they can get there. Please rally those husbands, sons and grandsons. The high schoolers can earn community service hours for this, too. We are usually finished by 7:00 - 7:30 p.m.

©Kidsfront.com



©Toons4Biz \* www.ClipartOf.com/17266

## Charm Squares

There will be no charm sure table at the meeting this month, so please call Diana Short to sign up for participation in September. You must sign up in advance to participate. The theme for September is Oriental fabric.

For more information CALL Diana Short [805-312-5303](tel:805-312-5303)

## Show and Tell

REMINDER: We are not having Show & Tell at the August meeting.

Dot Demmin and Linda Duhe  
951-461-2443

## 2015 Quilt Show News

October 3 is the date to save! It will be our 17th annual Old Town Temecula Outdoor Quilt Show, from 10:00 a.m. - 4:00 p.m. This is a major event for Old Town. The city and merchants are very supportive of us.

Please turn in your quilt display forms to Gail Ledbetter, Ellen French or any quilt show committee member at the August guild meeting. You can also snail mail them to Gail at 32173 Jubilee Rd., Winhcester, CA 92596 or email to: [gailledbetter@hotmail.com](mailto:gailledbetter@hotmail.com). Please try to turn in your forms on time. Assigning everyone a place to hang quilts is a big, time consuming job. Your large and small auction quilts with their forms are due at the September meeting. All forms are on the guild website and attached to this newsletter.

We hope every guild member will display quilts in the show. They will all look beautiful hanging on various buildings, railings and balconies throughout Old Town. Please feel free to display quilts you've shown before. If you have a Leora Raikin African Folklore Embroidery piece please display it as Leora is our featured quilter this year.

Our small quilt silent auction is from 10:00 a.m. to 12:30 p.m. in front of Cafe Daniel and the Antique Faire. The large quilt live auction will be in the theater courtyard at 1:00 p.m., our featured quilter is in the mercantile building right off the theater courtyard and the vendors will be in the conference center at the Temecula Civic Center.

Patricia Ogden and Gail Ledbetter will be circulating at the August guild meeting with volunteer sign-up sheets. This show is a big fundraiser for us and brings a lot of business to the Old Town merchants so remember "it takes a guild to put on a quilt show".

Gail Ledbetter [gailledbetter@hotmail.com](mailto:gailledbetter@hotmail.com)



## Philanthropy

This month's Philanthropy sew-in is Saturday, August 29th at the Heritage Mobile Home Park clubhouse.

Come for a fun day with friends. Hope you can make it!




Diana L. White

COMFORT QUILTS	
Recommended sizes ...	
• Hospice Bed	63"x80"
• Neo Natal	36"x36"
• Crib	34-36"x48"
• Wheel Chair	36"x48"
• Nap Quilt	40"x55-60"



## Of Interest



### Harvest of Quilts - Quilt Show Presented by Flying Geese Quilters Guild September 26 & 27, 2015

The Flying Geese Quilters Guild presents its quilt show, "A Harvest of Quilts" (<http://www.HarvestOfQuilts.com>) on Saturday, September 26, 2015, 10 a.m. - 4 p.m. & Sunday, September 27, 2015 10 a.m. - 3:30 p.m. at SOKA University in Aliso Viejo, California. Over 300 traditional and non-traditional style quilts will be on display. It brings together the "best of the best" in quilting, with aisles of displays, retail exhibits, craft boutique, antique quilts display and a live quilt auction at 2 p.m. on Saturday. Free parking. \$10 admission.

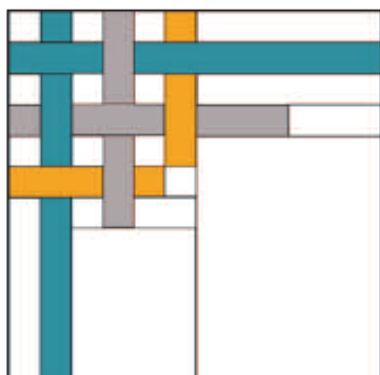


# Block of the Month

Page 1

## Block of the Month: Block 8--blocks due at the September meeting

This next block is great. It is a little more difficult, but the completed block looks wonderful. We are still using our neutral color palette. The colors shown in these instructions are for illustration only. There is a picture below on the right and additional information about the palette is in the January 2015 newsletter. All blocks are 12.5" blocks — 12" finished. Check out the blog <http://www.sewmamasew.com/> for more ideas. There are lots of partial seams in this block, and the small pieces can be a touch finicky. But just take care to follow the directions step by step, and be mindful and diligent in your piecing, and you'll manage the block with no problems. Before you know it you'll have wrapped your brain around the concept of partial seams and knowing how they work will open up your design options! With all of these seams, it's very important to keep a scant  $\frac{1}{4}$ " seam allowance so that your block finishes at 12.5" square.



### Fabric Requirements: (If making two blocks –double this.)

Fabric A: 1.5" x 23.5" scrap

Fabric B: 1.5" x 15.5" scrap

Fabric C: 1.5" x 10" scrap

Fabric D: 1.5" WOF strip, 4.5" x 5.5" scrap, 6.5" x 8.5" scrap

### Cut List:

#### Fabric A:

A1 = 1.5" x 1.5"  
A2 = 3.5" x 1.5"  
A3 = 1.5" x 3.5"  
A4 = 1.5" x 6.5"  
A5 = 8.5" x 1.5"

#### Fabric B:

B1 = 1.5" x 3.5"  
B2 = 1.5" x 1.5"  
B3 = 3.5" x 1.5"  
B4 = 1.5" x 3.5"  
B5 = 3.5" x 1.5"

#### Fabric C:

C1 = 3.5" x 1.5"  
C2 = 1.5" x 1.5"  
C3 = 1.5" x 3.5"  
C4 = 1.5" x 1.5"

#### Fabric D:

D1, D2, D3, D4, D5,  
D6, D8, D10, D12,  
D14, D16 = 1.5" x 1.5"  
D7 = 1.5" x 6.5"  
D9 = 4.5" x 5.5"  
D11, D13 = 6.5" x 1.5"  
D15 = 3.5" x 1.5"  
D17 = 2.5" x 1.5"  
D18 = 6.5" x 8.5"

### Assembling the Block: Press between every step.

1. First, sew together the portions of the block that don't require any partial seams.

Assemble D1, A1, D2 and then A2 to create P1

Assemble D3, B2, D5 and then A3 to create P2

Assemble D10, C2, D11 and then A5 to create P3

Assemble D7 and A4 to create P4

Assemble C4, D16 and then D17 to create P5

Assemble B5, D15 and then D13 and D18 to create P6

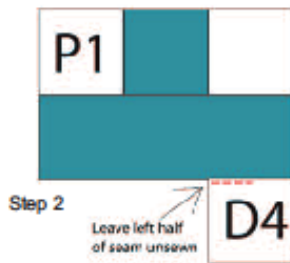
Now we'll move on to sewing some partial seams. The directions clearly indicate just where to do this. When you sew a partial seam, sew half way across, about  $\frac{1}{4}$ " of an inch along. I find this gives you the right balance of enough seam sewn and enough left unsewn to work with later.



# Block of the Month

Page 2

2. Sew P1 to D4, using a partial seam and leaving the left side of the seam unsewn.



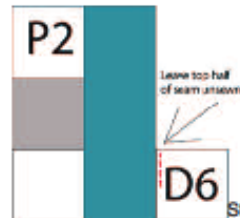
Step 2

3. Sew B1 to the right side of this piecing and set aside.



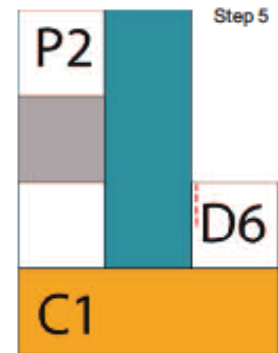
Step 3

4. Sew D6 to P2 using a partial seam and leaving the top part of the seam unsewn.



Step 4

5. Sew C1 to the bottom of this piecing and set aside.



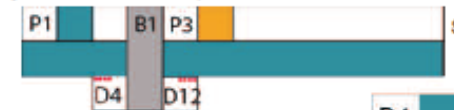
Step 5

6. Sew D12 to P3 using a partial seam and leaving the right side of the seam unsewn.



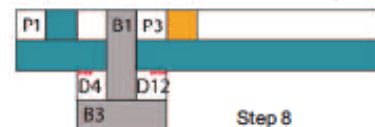
Step 6

7. Sew this piecing to the right side of the piecing you finished in step 3.



Step 7

8. Sew B3 to the bottom of this piecing and set aside.



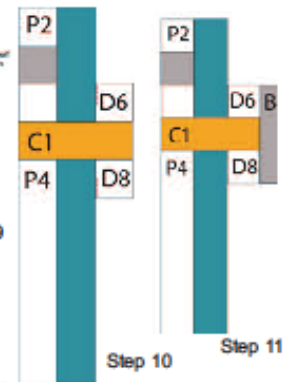
Step 8

9. Sew D8 to P4 using a partial seam and leaving the bottom half of the seam unsewn.



Step 9

10. Sew this piecing to the bottom of the piecing from step 5.



Step 10

11. Sew B4 to the right edge of this piecing and set aside.



Step 12

12. Sew D14 to P5 using a partial seam and leaving the right side of the seam unsewn.

13. Sew this piecing to the right edge of portion from step 11.

Now you'll do your first fitting portions together. When closing these partial seams it can be finicky to get your needle in the right place to pick up where you left off but it can be done. Just be patient and take your time to get it right.

You'll fit together the piecing that you finished in steps 11 and 13.

14. First line up B1 and B4 and sew together that bit, along B3.

15. Next sew the right seam of P2 in

16. Followed by the top seam of P2.

17. Next fit in C3. First sew in the longer left seam, then the bottom seam.

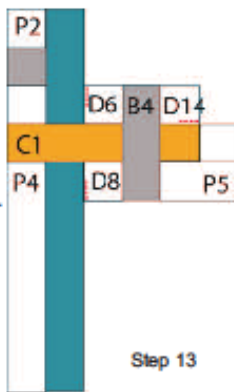
18. Next sew the top seam, but as a partial seam, leaving the right side of the seam unsewn.

19. Fit in D9 first sewing the top seam, and then the left seam.



Step 19

20. Finish the block by fitting in P6, first sewing the left seam and then the top seam.



Step 13



Step 20



Great job!

Adriane Ridder

Block of the Month Chair







## Celebrating Quilter of the Month Marci Schaffer



Marci is a Southern California original. She was born in Lynwood and graduated from Bell High School. She went to Mt. San Antonio College, but marriage and family came along, so she decided to finish her degree later.

She loved sewing and for awhile, Marci was a seamstress, even making her own wedding dress in 1970. Out of necessity she sewed a lot of children's clothes once her family came along. She sewed them a wide range of garments, from tee shirts to Laura Ashley. She taught others to sew in vocational sewing classes in the public school system. Marci's first experience in quilting came in the 70's when she taught "crazy quilting" to 7th graders, however, she did not continue down the quilting journey at that time.

Marci says that her background is in the field of arts. She is a retired art teacher who dearly loved the years she spent teaching. Marci also did a lot of mural painting in homes and businesses and painted backdrops for school theater plays.

She is a fairly new quilter. It was a magazine that inspired her. In 2002 her beloved mother in-law passed on. Going through her things, she found a 1960's magazine with a quilt pattern that inspired Marci to make her first quilt, "Oak Leaf Real". The nostalgia drew her into quilting and changed her entire direction in the field of arts. Marci bought a long arm machine, as she loves the design element added to a quilt by the quilting. She has now quilted over 300 quilts, and won "Best of Show" for quilting in the Hemet/San Jacinto Quilt Show.

Marci is ever expanding, and has added photography to her repertoire. It began after she and her husband (also a quilter) retired and began travelling to various parts of the world. She took some classes in photography, bought a Nikon camera and away she went to -- Jamaica, Alaska, Canada, the East Coast, and most of the United States. Marci especially loves wild life and historical buildings as her subjects. Her goal is to marry the two skills and turn some of her photos into quilts.

In 2010, Marci and her sister, Diana White, walked through our doors and entered this wonderful quilt world and are so happy they did it. Like others in the Guild, she has donated many quilts for auction and philanthropy. Marci is currently the Historian and Photographer for the Guild. She has served on the Quilt Show Committee and on the Auxiliary Board. We look forward to seeing her new projects in the years ahead.



To nominate a member to be

Quilter of the Month Contact

Marlene Oaks

[sewingatlightspeed@yahoo.com](mailto:sewingatlightspeed@yahoo.com)





## 2015 CHALLENGES—There's Still Time...

### Dessert Contest



**25th Anniversary Version**  
Of our popular September birthday  
dessert contest

#### CONTEST GUIDELINES:

- ♦ Pick your most delicious and gorgeous dessert recipe (must be homemade)
- ♦ Make enough so that there will be 80 bites so all can taste your delightful dessert.
- ♦ Make a sign with the name of your dessert and any possible allergic ingredients such as peanut.
- ♦ As a courtesy, it would be nice if you had a stack of the recipe available, of course unless it is a guarded family secret.
- ♦ To enter you must sign up by August.
- ♦ You can enter as an individual, a friendship group, or other small group.
- ♦ You must be a guild member to enter.

There will be prizes of gift certificates for 1st and 2nd place in 2 categories:

- 1) the most delicious,
  - 2) most related to the 25th anniversary theme
- For more information, contact Marlene Oaks

### Challenge Quilt 2015

Think:

- ♦ 25
- ♦ Silver
- ♦ Merlot



September is our big silver 25th anniversary!

*Take the challenge to make a quilt honoring this very big year.*

*Pick up the guidelines at the meetings (or ask Marlene to email them to you) and bring your entry to the September meeting.*


*Prizes + ribbons*

*And lots of fun*

*For more information contact*

**M. Marlene Oaks**

**sewingatlightspeed@yahoo.com**



## QUILT SHOW

The City of Temecula and the Valley of the Mist Quilters Guild  
Invite you to visit our quilt show

### 17th Annual Old Town Temecula Outdoor Quilt Show

Saturday, October 3, 2015  
10:00 AM to 4:00 PM  
Free Admission

Live auction at 1:00 p.m. at the Old Town  
Theater Courtyard  
42051 Main Street, Temecula, CA.  
Cash, Checks and Credit Cards.  
A portion of the proceeds will benefit local charities

Hundreds of quilts will be displayed throughout Old Town  
from porches, eaves and balconies

From September 18th to October 3rd our annual Quilt Walk will feature member quilts  
hung inside designated merchants in Old Town Temecula

Visit our featured quilter Leora Raikin in person next to the Theater Courtyard.  
([aflembroidery.com](http://aflembroidery.com))

Other opportunities include:  
Small quilt silent auction 10:00 - 12:30 in front of  
Old Town Antique Faire  
28601 Old Town Front Street  
Drawing for Opportunity Quilt at the end of live auction  
Vendors at Conference Center at Temecula Civic Center (41000 Main Street)

For more information call 951-694-6480 or 951-312-4927

Email [votmqg@yahoo.com](mailto:votmqg@yahoo.com)

Website [www.valleyofthemistquilters.com](http://www.valleyofthemistquilters.com)



## QUILT SHOW FORM

### OLD TOWN TEMECULA OUTDOOR QUILT SHOW

October 3, 2015

### LARGE QUILT AUCTION FORM

Due Date (Quilt and Form) by the September 8, 2015 Guild Meeting  
Please use a separate form for each quilt. PLEASE PRINT and fill in completely.

\*\*Quilter's name \_\_\_\_\_

\*\*\*If this is a group quilt, please list everyone who participated in the space above. Thank you.

Address \_\_\_\_\_

Phone: Home \_\_\_\_\_ Cell \_\_\_\_\_

Email (one that you check regularly) \_\_\_\_\_

NAME OF QUILT TO BE AUCTIONED: (must have a name)

DIMENSIONS: \_\_\_\_\_ PATTERN: \_\_\_\_\_

Check type of quilt: ☐ wall ☐ lap ☐ double/full ☐ queen ☐ king

CHECK ALL THAT APPLY TO THIS QUILT:

☐ Hand-pieced ☐ Hand-quilted ☐ Hand appliqued

☐ Machine pieced ☐ Machine quilted (by whom?)

☐ Machine appliqued ☐ Vintage? If so, circa \_\_\_\_\_

Any additional details: \_\_\_\_\_

Reserve amount, if any: \$ \_\_\_\_\_

Please read and sign the following:

I understand that this reserve amount means that if bidding does not reach this amount, the item will be returned to me, unsold. I understand that I may elect to receive 50% of the proceeds of the sale of this item, or I may elect to donate 100% of the proceeds to the guild I understand that the guild may choose to donate all or part of the proceeds to a charity.

I wish to do the following (choose one):

☐ Receive 50% of the proceeds.

☐ Donate 100% of the proceeds to Valley of the Mist Quilters Guild.

Signed \_\_\_\_\_ Date \_\_\_\_\_

Valley of the Mist Quilters Guild thanks you for your generosity.

Forms are available on the Website



## QUILT SHOW FORM

### 2015 OLD TOWN TEMECULA OUTDOOR QUILT SHOW SMALL QUILT / TABLE RUNNER AUCTION FORM

\*Please use a separate form for each quilt or table runner.

\*PLEASE PRINT

This year at our quilt show on October 3, 2015, we will have a Small Quilt/Table Runner Silent Auction with a "Buy Now" feature, such as found on eBay. Bidding amounts and "Buy Now" prices to be determined by quilt show committee.

**Small Quilt Donations:** The perimeter of your small quilt should be no larger than 100 inches total (25"x25", or any combination/shape that equals 100 inches or less around the outside edge)

Subjects you might think about are: seasonal, holiday, landscape, ocean, wine/grapes, food, Temecula valley related (think hot air balloons, vineyards, etc.), animal, baby/child, art quilts, or any of your latest wonderful creations! Think bright fabrics and/or current color schemes.

Quilts may be machine or hand pieced, quilted or appliquéd, embellished, framed, traditional or contemporary, hanging sleeve or not. A label with your name, city & date is a welcome addition.

**Table Runner Donations:** This year we will also accept table runners for the silent auction. Table runners may be any size that would fit on an ordinary dining table. Some ideas are holiday variations, or seasonal colors & fabrics (think spring or fall) & these may be machine or hand pieced, machine or hand appliquéd & machine or hand quilted. A label may be added to the back of the runner.

Your Name \_\_\_\_\_  
Address \_\_\_\_\_

Phone Home: \_\_\_\_\_ Cell: \_\_\_\_\_

Email (one that you check regularly) \_\_\_\_\_

\* \* \* \* \*

QUILT or RUNNER YOU ARE DONATING: (name) \_\_\_\_\_

PATTERN: \_\_\_\_\_

DIMENSIONS: \_\_\_\_\_

CHECK ALL THAT APPLY TO THIS QUILT:

☐ Hand-pieced      ☐ Hand quilted      ☐ Hand appliquéd  
☐ Machine pieced      ☐ Machine quilted      ☐ Machine appliquéd

Additional details: \_\_\_\_\_

**Your quilt/runner along with this form is due by or at the  
September 8, 2015 guild meeting.**

Please read and sign the following:

I understand that by donating this item to Valley of the Mist Quilters Guild for the Old Town Temecula Outdoor Quilt Show's "Small Quilt Auction", I am donating 100% of the proceeds of that sale to the Guild.

Signed \_\_\_\_\_ Date \_\_\_\_\_

**Valley of the Mist Quilters Guild thanks you for your generosity.**

## QUILT SHOW FORM

**OLD TOWN TEMECULA OUTDOOR QUILT SHOW October 3, 2015**  
**DISPLAY OF PERSONAL QUILTS OPEN TO GUILD MEMBERS ONLY**  
**QUILT DISPLAY REGISTRATION FORM Due Date August 11th Guild Meeting**  
You will be hanging your quilts at your assigned location on Saturday, October 3, before 10 a.m.  
For Mail-in Registration See Below  
**PLEASE PRINT and fill in completely**

Quilter's Name \_\_\_\_\_  
Address \_\_\_\_\_  
Phone: home and cell \_\_\_\_\_  
Email (one that you check regularly) \_\_\_\_\_  
Number of quilts you wish to display: \_\_\_\_\_  
Their exact measurements \_\_\_\_\_

Number of labels you would like to sew to the back of your quilts after the show \_\_\_\_\_

Friendship group (if applicable): \_\_\_\_\_

\*Location preference: \_\_\_\_\_

\*Please note that we cannot guarantee this location.

You can prevent damage to or theft of your quilt(s) by hanging a clean sheet behind any quilt you display, and by not leaving your quilt unattended.

Please read and sign the following:

I understand that I alone am responsible for the safety and well being of any quilts I display in the Old Town Temecula Outdoor Quilt Show. I agree to hold harmless the Valley of the Mist Quilters Guild in the event of any damage to or theft of my property. I further understand that both the Guild and show attendees will probably photograph my quilt(s), as the quilts will be hanging in a public place. I hereby grant permission to the Valley of the Mist Quilters Guild to publish any photographs of my work displayed in this show for non-commercial use.

Signed \_\_\_\_\_ Date \_\_\_\_\_

Valley of the Mist Quilters Guild thanks you for your participation.

Mail in registration must be postmarked by August 14<sup>th</sup> and mailed to:

Quilt Registrar  
32173 Jubilee Road  
Winchester, CA 92596

## Please Support Our Advertisers

To advertise In this Wonderful Newsletter,  
Please contact Julie Nims

[julieseews2@msn.com](mailto:julieseews2@msn.com)

### Moore's

A Fourth Generation Family Business

Sewing Machines • Sewing Furniture  
Notions • Fabric • Vacuums  
Special Events • Classes



We are excited to announce another Moore's location  
**NOW OPEN** in Temecula!

Come visit the new store and let us know what you think!

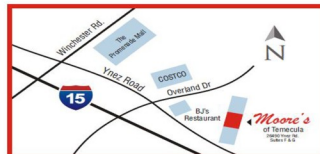
Our stores love to throw parties and host events, and our new Temecula location is no different.

Sign up for our monthly Sew Fun Club, attend one of our in-store or off-site sewing and embroidery events or classes, stop by to see the latest and greatest machines, or just to say "Hello!"

We would love to see your latest projects, help you complete that one you're stuck on, or suggest a new class for you to attend to learn a new technique.

Our Temecula Store Calendar is updated weekly on our website, be sure to check back often to see if there is something you would like to attend.

[www.moores-sew.com](http://www.moores-sew.com)  
951-297-3796



Valley of the Mist Quilters Guild Members receive 10%\* off regular priced fabric, accessories, software and sewing notions!

\*Savings from MSRP, cannot be combined with any other discounts or offers.

## Bluebird Quilts & GALLERY

Fabric • Classes • Custom • Traditional & Art Quilts

Janet & Stephen Bottroff

Sunday Noon-5pm • M-Th 10 am - 6 pm • Fri 10 am - 3 pm • Closed Sat.

[www.bluebirdquilts.com](http://www.bluebirdquilts.com)

[bluebirdquilts@att.net](mailto:bluebirdquilts@att.net)

909.514.0333

Toll Free 877.757.0333

22320 Barton Rd. Ste A, Grand Terrace, CA 92313



### Bonnie E. Hallett

Affordable—Starting at .01 per inch  
Fast Turnaround—Usually under 2 weeks  
Computer guided Pro-Stitcher

35109 Highway 79 #212

Warner Springs, CA 92086

760-782-3763

[hallettb@att.net](mailto:hallettb@att.net)

### Hallett's Quilting Service



## Please Support Our Advertisers

### Fat Quarters Quilt Shop



728 Civic Center Dr.  
(formerly Escondido Ave.) ~ Vista, CA 92084  
760-758-8308

[www.fatquartersquiltshop.com](http://www.fatquartersquiltshop.com)

Monday – Saturday 10 am – 5:30 pm  
Closed on Sunday

Over 4000 bolts including:  
Civil War and 1930's reproductions –  
Moda, Marcus, Andover,  
as well as numerous others!  
And, now ... Amy Butler!

Check out our 25% off Daily Sales!

Stop by and be inspired -  
Meet your friends at Fat Quarters Quilt Shop!

### Cozy Quilt Shop & SewCozy Sewing Center

2940 Jamacha Road Suite H  
El Cajon, CA 92019

619-670-0652 [cozyquilt.com](http://cozyquilt.com)

Open 7 days  
a week



**BERNINA**

### Quilts of Valor

Norma E. Enfield

P.O. Box 366

Murrieta, CA 92564

We are a 501(c)(3) non-profit organization

Creating Comfort, Love & Respect  
for our Veterans, one quilt at a time

(951) 698-8791


[quiltingtwin@verizon.net](mailto:quiltingtwin@verizon.net)

[www.QOVFTemecula.org](http://www.QOVFTemecula.org)

### *I'd Rather Be Quilt' n*

12 Years Long-Arm Machine Quilting  
Professional Quality Work @ Affordable Prices  
Custom/Pantographs  
Pantographs Quilted Edge to Edge  
Large Pattern & Thread Selection  
Quilter's Dream Battings (100% Cotton, 70/30, poly, wool)  
Warm & Natural Batting  
Smoke-Free Environment  
*Ruth A. O'Neill*

951-699-4887 Temecula

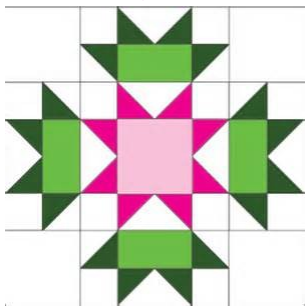




## Valley of the Mist Quilters

PMB 435  
27475 Ynez Road  
Temecula, CA 92591

[http://www.  
valleyofthemistquilters  
.com/](http://www.valleyofthemistquilters.com/)



Our Meeting Location

Community  
Recreation Center  
at 30875 Rancho Vista  
Rd. Temecula

Exit the 15 Freeway at  
Rancho California Road  
and go east. Go to Ynez  
Road and turn right. Go to  
Rancho Vista Road and  
turn left. It is  
approximately 1 ½ miles &  
on the right-hand side.

Meetings are the second  
Tuesday at 7 p.m.  
Social Time 6:30 PM  
All sewers welcome.

Please deliver promptly to:

## Mission Statement

Our Guild was formed in 1990 and is a non-profit organization.  
The purpose of our Guild is to promote cooperation and the  
exchange of ideas among those persons interested in or  
engaged in quilting and to further the education and  
skill levels of our members.



### Reminders:

- Meeting August 11
- Hold on to your Block of the month for September.
- Bring US Vets donation.
- Got news? Bring it to your editor!
- Retreaters: Bring a Payment Installment
- Looking ahead to September: Anniversary Month
- Get your articles in no later than the 20th of each month.
- Board Meeting - Monday, August 17