



Volume 25 Issue 12

December, 2015

# Baste & Banter



## Inside this issue

President's Letter cont.	2
Holiday Part Information	
Opportunity Quilt	3
Library	4
Show & Tell	
Philanthropy	5
Quilt Show News	
Celebrating Quilter	6
Of the Month	
US Vets Update	7
Merchandise	
Block of the Month	8
Available Positions	10
Program Schedule	12
Of Interest	13
Advertisers	14
Mission Statement	16
Reminders	
Meeting Information	





Hello Quilters!

**W**ell, this is it...my swan song and last letter to you as president of VOTMQG. Oh, what a wonderful year it has been. I made many new friends and learned so much about the guild. More importantly, though, I came to appreciate the diversity of our membership. I marvel at how each one of you bring your individual talent and personality to serve the whole. Truer words were never spoken than "It takes a guild." Remember this...there is no guild without YOU!

During the year, whenever I would begin to fret about something that needed to get done, I would stop and ponder the words of my friend, Rita Dominquez, who always says, "Don't worry, the quilt fairies will come." And...there you all are time after time. (I'll be watching for some of that fairy dust to show up on the open positions for 2016.) THANK YOU for everything you contributed to make 2015 a huge success.

Thank you so very much for my beautiful Friendship Garden quilt. It is going to hang prominently in my sewing room where you will all continue to inspire me. That quilt literally left me speechless and that's hard to do. I LOVE IT!!!



(continued)

## Continued... President's Letter

And thank you all for being such a wonderful inspiration...you always come through no matter what is asked of you. As my dear friend Rita Dominguez says, "Don't worry the quilt fairies will come." and there you all are time after time.

I wish you all a very Merry and Blessed Christmas and a prosperous quilting New Year!

I hope Santa is good to you all as you've all been so very nice...ok...with just enough naughty thrown in to keep life interesting!

My very best,

Shirley



**Don't miss our annual Holiday Party**

**Tuesday, December 8th**

**Pot Luck**

**Bring a \$20 gift for the exchange**

**(not mandatory but you need to bring one to participate)**

**Bring your holiday quilts to be put on display the front of the stage.**



## Opportunity Quilt 2016

A big thank you to everyone who volunteered to be a white glove hostess or ticket seller at the January's Road to California Quilt Show in Ontario. We have enough volunteers to be allowed to have our opportunity quilt at the show on Friday, January 22nd. In early January I will contact everyone who signed up to volunteer and remind you of the day and time you agreed to work. Sometimes the officials at the show may ask you to change the time of your shift if they have too many volunteers for a shift. Reply to them directly to agree on the date and time. Meanwhile, I hope each of you have a very happy holiday season.

Gloria Bachmann

951-696-8253

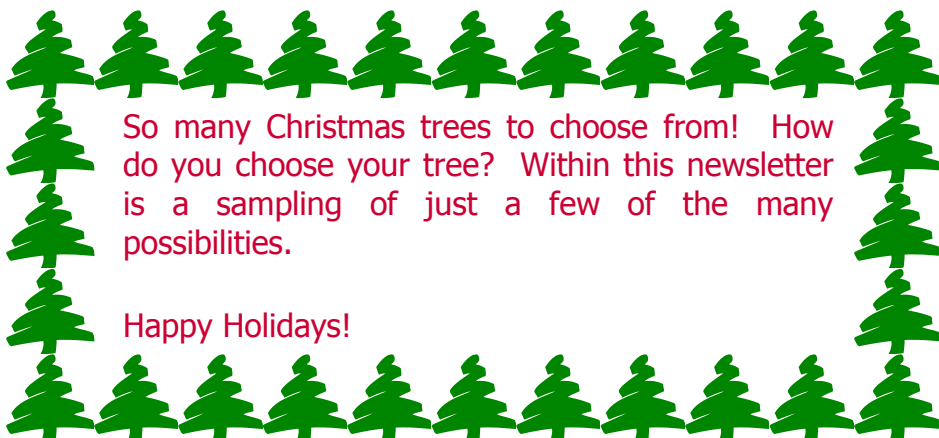
### Triangle Ranch

**Skillfully & Beautifully Pieced by:** Gloria Bachmann, Shirley Brown, Rita Dominguez, Lee Hart, Trudy Rushing, Shelley Wilson and Mary Ziegler.

**Lovingly Hand Appliquéd by** Jane Ward

**Expertly Machine Quilted by** Marci Schaffer.

**The pattern is called Homestead by** Lisa Bongean of Primitive Gatherings.



So many Christmas trees to choose from! How do you choose your tree? Within this newsletter is a sampling of just a few of the many possibilities.

Happy Holidays!





## Merry Christmas and Happy Year

I will have more books to sell so we can purchase the new books we need.

All books and magazines will be priced and ready for your purchases.

Rita Dominguez



## Show and Tell

We are looking forward to our December meeting. Please bring any Christmas or holiday quilts that you have and we will display them on the front edge of the stage.

Thank you.

Dot Demmin and Linda Duhe  
[951-461-2443](tel:951-461-2443)



## Philanthropy: We Need Your Help!

This has been a very productive year for our guild. We produced over 75 quilts that were shown at our annual quilt show and were able to give those quilts to several worthy charities. In turn, they will be distributed to needy families here in Temecula. It is so important that we keep this endeavor going next year.

Many of you have individually given quilts and we are so grateful for your contributions. We could not do this without you. The Saturday Philanthropy meetings produced many, many quilts. What we need now is a guild member, or a few members to chair this effort. This is a great job for new members, a friendship group or just a few friends to do. Please consider helping. Please see Cheri McDowell for details.



Diana L. White



## Quilt Show News


There's not much to report this month. We are taking a breather until February, when we will start planning our 2016 show. At our December meeting I will be presenting the checks to the representatives of our three charities, Temecula Community Pantry, Quilts of Valor and 4 Paws 4 Patriots.

We hope to have videos of our 2015 show at our December meeting, too.

I encourage our members to sign up for the 2016 quilt show committee. We have a lot of fun planning this event so come and help make decisions about what charities to support, featured quilter, how our forms should read, etc.

Gail Ledbetter  
Quilt Show Chairman

## Celebrating Quilter of the Month



# Quilter of the Month Maureen Nelson

Our December Quilter of the Month, Maureen Nelson, was born in Escondido, California where she lived for 50 years! Her full and busy life included raising her children in Escondido, the epicenter of her life.

Maureen has always worked in the optical field. For 25 years she has been the optical manager for Costco. Twelve years ago she moved to Murrieta and currently is the optical manager at Costco in Temecula.

She told me that she has always sewn, but did not always quilt, in fact quilting was added to her life very recently. At a Costco staff meeting, Tawnya O'Herron spoke about quilts. This piqued Maureen's interest and Tawnya invited her to visit our guild. It was love at first sight. Maureen took a block of the month class at Craftsy and joined the guild. That was about 3 years ago.

Maureen loves modern quilt designs and colors. She was an art major at San Diego State and the modern style appeals to her.

She and Tawnya took on the job of our dog bed program. When she visited shelters, she was told they did not want the kind we first made as they were lumpy and bunched up and could not be washed. So, she morphed the project into pet mats that can be washed. These flat mats with 2 layers of batting sewn inside fabric now total over 200 a year! They put together kits for members to take home and finish and return. The first delivery was 100 pet bed mats!!

At the Ramona shelter in Hemet, her heart was broken as it is a kill shelter. It was full of pit bulls staring sadly at her. A customer of Maureen's, Marianne, told her that she takes dogs out of kill shelters and finds them homes. Of course Maureen then blessed her and her project with some of our pet pads, which Marianne puts into crates so that they go with the dogs to their new homes.

Maureen has two children and five grandchildren, two dogs and a cat. She adores making them quilts, loves to play tennis, is a dedicated gardener (even has plumeria growing in many colors), and works 10-11 hour days. She tries to quilt in between all this in her gorgeous quilt studio that includes a sit down long-arm and state of the art sewing machine. She is so organized that all of her stash is wrapped, sorted by color and stands up on shelves. Wow! I'm impressed.

She says "I have 20 moons until I can retire." Then she plans to travel, camp (says she's outdoorsy), take grandchildren on trips, take classes at the guild, and start a modern quilt guild. Seems like she's planning to continue those 10-11 hour days when she "retires."



This completes our first year of Quilter of the Month.

If you enjoy this feature, please nominate members for the months of 2016 by emailing

Marlene Oaks

[sewingatlightspeed@yahoo.com](mailto:sewingatlightspeed@yahoo.com)



## US Vets Update



Please remember that U.S. Veterans cycle through the facility at March ARB. There is a continuous need for laundry items, toilet paper, paper towels and twin sized bedding. Please help our veterans.

Great news...on November 9th, the groundbreaking ceremony for March Veterans Village took place. The \$45 million project should be completed by summer of 2017. Riverside County ranks in the top 10 nationally for its homeless veteran population and has 15,000 veterans currently at risk of homelessness. Please bring donations to the December meeting. Our veterans sincerely thank you.

Lynn Korito

## Merchandise

The winners for November merchandise were V. Rogers:

Tawnya O  
Gloria B  
Marlene O

A big heartfelt thank you for your support all year.

We appreciate you,

Sherry & Lynn





# Block of the Month

Page 1

## Block of the Month: Block 12—blocks due at the January meeting

Here is our last block -- I have love working on all these blocks with you this year. We are still using our neutral color palette. The colors shown in these instructions are for illustration only. There is a picture below on the right and additional information about the palette is in the January 2015 newsletter. All blocks are 12.5" blocks — 12" finished. Don't forget, check out the modern quilt blog Sew Mama Sew at <http://www.sewmamasew.com/> to see all their great ideas.

This month we have another block that's great for beginners.

Have you mastered your 1/4" seam yet? This is a great block to really work at getting it right with because your block will turn out the wrong size if it's not just right.



Neutral color palette

**Fabric Requirements:** Note the background fabric is fabric C (If making two blocks --double this.)

Fabric A (print): 12.5" x 4" scrap

Fabric B (print): 12.5" x 5" scrap

Fabric C (background): 7.5" x 7.5" scrap

Fabric D (print): 7" x 7.5" scrap

**Cut List:** For one 12.5" x 12.5" block

A1 = 12.5" x 1.5"

A2 = 12.5" x 2.5"

B1 = 12.5" x 2"

B2 = 12.5" x 3"

C1 = 1.5" x 7.5"

C2 = 2.5" x 7.5"

C3 = 3.5" x 7.5"

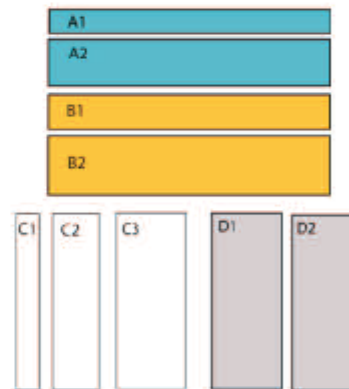
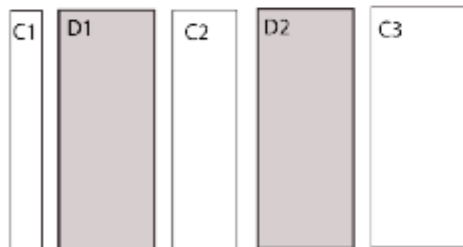
D1 = 3.5" x 7.5"

D2 = 3.5" x 7.5"

**Assembling the Block:**

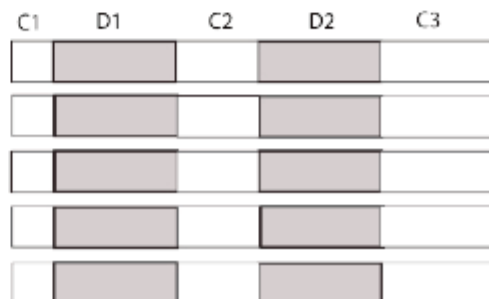
**Sew with a 1/4" seam allowance.**

1. Working left to right, assemble C1, D1, C2, D2 and C3.



2. Cut this piecing into five 1.5" portions.

*Tip: If you're making a lot of this block, consider piecing WOF (width of fabric) strips of the correct widths for this step. You can get enough pieces for 5 blocks in one go this way.*





## Block of the Month

Page 2


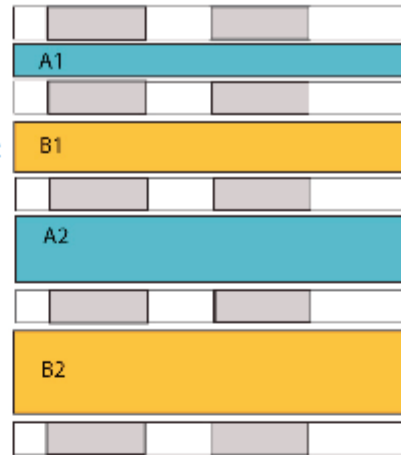
3. Now, working top to bottom, assemble these portions with A1, B1, A2 and B2 working in the order indicated in the diagram. Press well and your block is all finished! So simple!

Enjoy sewing up this quick block!

Now, for some 2016 news. I want let you all know our palette for next year. Another member made this suggestion, I asked a few other people what they thought and the idea was enthusiastically endorsed. We will be using black, white, grey, and one other color that will be your choice. I am excited to see how this will look when all the blocks are put together.

Thanks again for a wonderful year.

Adriane Ridder  
Block of the Month Chair



Modern Christmas Tree Block

## Open Guild Positions

### HELP WANTED:

The following positions are still open for our 2016 Board. PLEASE consider how you can help. Many of these can be done with a friend or a friendship group. If you are a new member and have any questions about what is involved in these Guild jobs...please call or email and I will be happy to answer any questions. Your executive board has been elected and are ready to serve you & our wonderful Guild.....but they need help to keep it running. Thank you! Cheri McDowell

- ♦ **HOSPITALITY:** This crew sets up our hospitality table with drinks and member's snacks. There is a budget to provide for purchases. Some supplies need to be transported (coffee pot, cups, etc). Perfect for a friendship group to take turns or help each other. There is a special set up for our birthday meeting in September and our annual holiday potluck in December to oversee.
- ♦ **PHILANTHROPY CHAIR:** This person, or persons, oversees the active Philanthropy group who will continue their monthly meetings. Philanthropy supplies are kept in the Guild storage unit and need to be transported to meetings. The August Guild meeting is also a Philanthropy sew-in, so this needs to be planned every year. Many helpers are already on board.
- ♦ **MERCHANDISE TABLE:** Perfect for friends or a group. Our merchandise table has several groups of items for which tickets are sold at meetings. Winners are announced at the end of meetings & funds are turned over to the Treasurer. There is a budget to purchase items, and some are donated. No table at the June, July, August or December meetings.
- ♦ **PARLIAMENTARIAN:** The Parliamentarian job will be mostly organizing & overseeing next year's board election process. The By-Laws were revised this year, so unless there is a point of order, this is the main duty for 2016.

(Continued)

## Continued...Open Guild Positions

- ♦ **HISTORIAN/PHOTOGRAPHER:** Every year photos are taken at Guild meetings and events....we hope to include more photos in the Newsletter and on the website also. If you love photography, please consider this fun job.
- ♦ **QUILT SHOW COMMITTEE:** The annual Old Town Temecula Outdoor Quilt Show is our biggest fundraiser for the Guild. Many hands are needed to plan and execute each successful show...if you would like to help, monthly meetings are held starting in February....please contact Pat Jordan or Gail Ledbetter so you may be notified when meetings begin.



## 2015 Programs Schedule

### Valley of the Mist Quilters Guild Program and Room Set Ups

	January	February	March	April	May	June	July	August	September	October	November	December
									Anniversary Past Pres Trunk Show			
Program	Speaker	Speaker	Speaker	Speaker	Speaker	Brown Bag	Quilters University	Phil. Sew In	Challenge Quilt	Speaker	Member Showcase	Holiday Party
Block of the Month	yes	yes	yes	yes	yes	no	no	no	yes	yes	yes	no
Challenge Quilt	yes	yes	yes	yes	yes	no	no	no	yes	no	no	no
Charm Squares	yes	yes	yes	yes	yes	no	no	no	yes	yes	yes	no
Door Prizes	yes	yes	yes	yes	yes	no	no	no	yes	yes	yes	no
Library	yes	yes	yes	yes	yes	no	no	no	yes	yes	yes	no
Merchandise Table	yes	yes	yes	yes	yes	no	no	no	yes	yes	yes	no
Monthly Mini	yes	yes	yes	yes	yes	no	no	no	yes	yes	yes	no
Opportunity Quilt	yes	yes	yes	yes	yes	yes	no	no	yes	yes	yes	no
Philanthropy	yes	yes	yes	yes	yes	no	no	no	yes	yes	yes	no
Show and Tell	yes	yes	yes	yes	yes	yes	yes	no	yes	yes	yes	no
Refreshments	yes	yes	yes	yes	yes	yes	yes	yes	yes	yes	yes	yes
						Board provides			Dessert contest			Members Potluck








**O Tannenbaum**

**By Brenda Groelz for Mc Call's Quilting.**

**Free Download from McCall's website.**

**Pattern Available through:**

**<http://www.1-800-dreidel.com/festivaloflightsquiltpattern.aspx>**



## Please Support Our Advertisers

To advertise In this Wonderful Newsletter,  
Please contact Julie Nims

[julieseews2@msn.com](mailto:julieseews2@msn.com)

### Moore's

A Fourth Generation Family Business

Sewing Machines • Sewing Furniture  
Notions • Fabric • Vacuums  
Special Events • Classes



We are excited to announce another Moore's location  
**NOW OPEN** in Temecula!

Come visit the new store and let us know what you think!

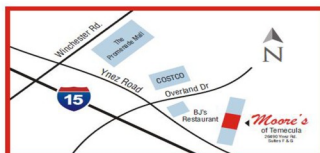
Our stores love to throw parties and host events, and our new Temecula location is no different.

Sign up for our monthly Sew Fun Club, attend one of our in-store or off-site sewing and embroidery events or classes, stop by to see the latest and greatest machines, or just to say "Hello!"

We would love to see your latest projects, help you complete that one you're stuck on, or suggest a new class for you to attend to learn a new technique.

Our Temecula Store Calendar is updated weekly on our website, be sure to check back often to see if there is something you would like to attend.

[www.moores-sew.com](http://www.moores-sew.com)  
951-297-3796



Valley of the Mist Quilters Guild Members receive 10%\* off regular priced fabric, accessories, software and sewing notions!

\*Savings from MSRP, cannot be combined with any other discounts or offers.

### Bluebird Quilts & GALLERY

Fabric • Classes • Custom • Traditional & Art Quilts

Janet & Stephen Bottroff

Sunday Noon-5pm • M-Th 10 am - 6 pm • Fri 10 am - 3 pm • Closed Sat.

[www.bluebirdquilts.com](http://www.bluebirdquilts.com)

[bluebirdquilts@att.net](mailto:bluebirdquilts@att.net)

909.514.0333

Toll Free 877.757.0333

22320 Barton Rd. Ste A, Grand Terrace, CA 92313



### Bonnie E. Hallett

Affordable—Starting at .01 per inch  
Fast Turnaround—Usually under 2 weeks  
Computer guided Pro-Stitcher

35109 Highway 79 #212

Warner Springs, CA 92086

760-782-3763

[hallettb@att.net](mailto:hallettb@att.net)

### Hallett's Quilting Service



## Please Support Our Advertisers

### Fat Quarters Quilt Shop



728 Civic Center Dr.  
(formerly Escondido Ave.) ~ Vista, CA 92084  
760-758-8308

[www.fatquartersquiltshop.com](http://www.fatquartersquiltshop.com)

Monday – Saturday 10 am – 5:30 pm  
Closed on Sunday

Over 4000 bolts including:  
Civil War and 1930's reproductions –  
Moda, Marcus, Andover,  
as well as numerous others!  
And, now ... Amy Butler!

Check out our 25% off Daily Sales!

Stop by and be inspired -  
Meet your friends at Fat Quarters Quilt Shop!

### Cozy Creative CENTER

756 Jamacha Road, El Cajon, CA

Just 1.5 miles  
south of I8.  
Take the  
Second St exit  
in El Cajon.



619-670-0652

[CozyCreative.com](http://CozyCreative.com)

**BERNINA**  
made to create

**Handi Quilter**  
Designed by a Quilter, for Quilters.

**Koala studios**  
Free Sewing Machines Custom Built to Order

Open 7 days

### Quilts of Valor

Norma E. Enfield

P.O. Box 366

Murrieta, CA 92564

We are a 501(c)(3) non-profit organization

Creating Comfort, Love & Respect  
for our Veterans, one quilt at a time

(951) 698-8791



[quiltingtwin@verizon.net](mailto:quiltingtwin@verizon.net)

[www.QOVFTemecula.org](http://www.QOVFTemecula.org)

### I'd Rather Be Quilt' n

14 Years Long-Arm Machine Quilting  
Professional Quality Work @ Affordable Prices  
Custom/Pantographs  
Pantographs Quilted Edge to Edge  
Large Pattern & Thread Selection  
Quilter's Dream Battings (100% Cotton, 70/30, poly, wool)  
Warm & Natural Batting  
Smoke-Free Environment  
*Ruth A. O'Neill*

951-699-4887 Temecula



### Sincere Sew & Vac

**SALES . SERVICE**

We Service All Makes And Models

31705 Riverside Dr.  
Lake Elsinore, Ca 92530

951-674-1808



## Valley of the Mist Quilters

PMB 435  
27475 Ynez Road  
Temecula, CA 92591

[http://www.  
valleyofthemistquilters  
.com/](http://www.valleyofthemistquilters.com/)



Our Meeting Location

Community  
Recreation Center  
at 30875 Rancho Vista  
Rd. Temecula

Exit the 15 Freeway at  
Rancho California Road  
and go east. Go to Ynez  
Road and turn right. Go to  
Rancho Vista Road and  
turn left. It is  
approximately 1 ½ miles &  
on the right-hand side.

Meetings are the second  
Tuesday at 7 p.m.

Social Time 6:30 PM

All sewers welcome.

Please deliver promptly to:

## Mission Statement

Our Guild was formed in 1990 and is a non-profit organization.

The purpose of our Guild is to promote cooperation and the  
exchange of ideas among those persons interested in or  
engaged in quilting and to further the education and  
skill levels of our members.



### Reminders:

- Meeting / Holiday Potluck Dec. 8
- Sign-up for a guild position
- Bring US Vets donation.
- Got news? Bring it to your editor.
- Retreaters: Bring a Payment Installment
- Looking forward to 2016!
- December Babies – NO Birthday Door Prizes or Hospitality Table Goodies—bring it in January.
- Get your January newsletter articles in EARLY, please!
- Board Meeting - Monday, Dec. 16
- Happy Holidays!