



Baste & Banter



Inside this issue

Guest Speaker	2
Website Information	
Charm Squares	3
Opportunity Quilt	
Monthly Mini	
Retreat	
Block of the Month	4 & 5
Challenge Quilt	6
Member Opportunities	
Merchandise	
Workshops	7
Celebrating Member of the Month	8
Quilt Show News	9
Bylaws	
Show & Tell	
Quilt Happenings	10
President's Quilt	11
Ambassador	
Financial Report	12
Correspondence	13-15
Members News	16
Advertisers	17-19
Mission Statement	20
Reminders	
Meeting information	

February was a great month and so busy. Mary Lou Weidman was our guest speaker. What a colorful night we had viewing her story quilts, hearing her stories and advice. She followed with an outstanding workshop. Two jam-packed days of stretching our creativity...I don't think I will ever look at a house block the same. "Hoidy Toidy" is my new mantra with a little "hoochie mama" thrown in! I am looking forward to some colorful out of the box quilts at show and tell this month.

Ann Scott will be joining us with a trunk show of her landscape quilts at our March meeting. Ann will follow with a one-day workshop teaching her technique the next day. I can't wait as I love the landscape of Temecula and making a quilt depicting the beauty of our region is on my bucket list.

Congratulations to Lynn Harm and Christine Oliver who won tickets to the Ricky Tims event in Anaheim. Hope they come back and share all they learned...perhaps at Quilters University in July?

The guild needs someone to step forward to take over the Monthly Mini table. It'll be an easy job as all of the quilts have been designated for the year. If you take the job you'll sell tickets, turn in the money and draw the winner at each meeting. This is another great way to get to know people, as monthly mini is a popular feature. If you are interested, please contact Cheri McDowell or me.


We have a new logo!



In honor of our 25th Anniversary, the board approved new logo art, which we will begin using immediately. New business cards will be available at the next meeting. What do you think?


Wishing you a great March full of adventure and quilting joy.

Much love, hugs and appreciation,
Shirley



Guest Speaker

Ann L. Scott



I think we will all be very interested in seeing the art quilts that are the passion of Ann L. Scott on March 10th.

Ann initially started designing her own art quilts, and then, as probably almost all of us do, decided to go towards learning traditional quilting, working on traditional patterns, perfecting her techniques in piecing, applique and hand quilting. She worked for years doing this and then returned to designing art quilts. She loves to work from photographs, and often incorporates the actual print in her art piece with unique and astoundingly interesting results. She has a very free style of machine quilting. Ann is constantly experimenting with quilting, bending the definition of what a quilt is, and what it can be, all the while offering new and exciting visual treats for fans of the arts and traditional quilters. I am anxiously looking forward to seeing Ann's quilts in person, as I think most all of us are.

Marc Joost

Go to her website to see examples of her work at
<http://www.fiberdesignsbyann.com/>



Website Information



Did you know that there are links to all of our speakers and their websites via the Guest Speakers page?

Let's Quilt page is a resource of member submitted quilting methods & techniques. Any of our members can submit for this page, but it must be your own work that you've put down in your words and your own photos or drawings. Due to copyright laws we cannot reference or use a published quilter's work without their written express permission first.

Thanks to Marlene Oaks who came up with the idea and graciously shared her methods and techniques, we have this great page for all quilters to access. Check it out and next time you see her, thank her for it!

Tina Sandoval

Charm Squares

Assistance Needed in Charm Squares—if interested, contact Diana Short.

Sign-up at the meeting for a charm square participation number and to receive the total number of participants.

Choose 4 *different* quilt store quality fabrics—MARCH being Black & White or White & Black. DO NOT prewash fabric!

Cut enough 6 1/2" squares, no selvages please, for each person. Make a 4-fabric charm square set for each participant and pin or clip your personal number on each set.

Ensure that your squares arrive at the Guild meeting so everyone gets a set!

Call Diana Short if you have any questions.

Monthly Mini



Annette Fecteau has donated the March monthly mini. It's an amazing stained glass square in a square design. What till you see it in person.....incredible workmanship! Thanks Annette for your generous donation!

P.S. We're still looking for a volunteer to take the Monthly Mini task on. It's simple and 2015 is full of volunteers for making and donating the monthly mini's. You just have to start on 2016 and sell tickets at the guild meetings.

Let Pat Jordan know if you can help out (951) 663-5345 or pjordan@ucsd.edu



Opportunity Quilt



OUT & ABOUT AND AROUND THE TOWN

The Bluegrass Festival is coming to Old Town Temecula on March 21st and 22nd.

The main stage for the bluegrass bands is set up in front of City Hall on Main Street. We will be bringing our EZ-Up there to sell opportunity quilt tickets on both days. I will need help to set up at about 10 AM on Saturday, March 21st and to take it down about 5 PM on Sunday, March 22nd. I also need a break during each day. Anyone who can help me out, please call or email me. If we get rain that weekend, we cancel our appearance as the bands will relocate indoors and there won't be space for us.

Gloria Bachmann norglo@verizon.net or 951 696-8253

Retreat 2015

If you signed up for the retreat, your fee should now be paid in full. The committee is now paying for the retreat center and getting their plans finalized and preparing for the fabulous weekend quilt getaway in April.

It is now the fun stuff time, when you start to prepare for what you plan to accomplish at the retreat and start getting all of your supplies, patterns, and equipment in order.

I will be sending attendees an email with all the information they need to know before coming to the retreat. If you have any questions, email me at julie-sews2@msn.com or call at 951-265-4489

Block of the Month

Page 1



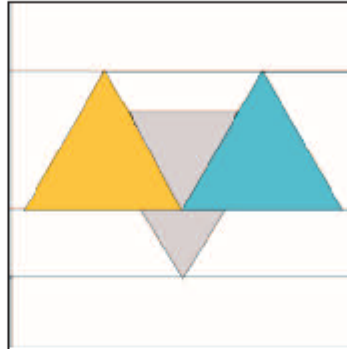
Block of the Month: Block 3--blocks due at the April meeting

Hope you are having fun with the blocks this year. We are still using our neutral color palette. The colors shown in these instructions for illustration only. There is a picture below on the right and additional information about the palette is in the January 2015 newsletter. All blocks are 12.5" blocks — 12" finished

This is another block from the blog:

<http://www.sewmamasew.com/2011/09/modern-block-of-the-month-bom-september-sew-along/>

This month we're going to be working with some triangles! Be careful not to stretch or tug your fabric once you've cut out the triangles because it's easy to stretch those bias (diagonal across the grain) cuts.



Neutral color palette

Fabric Requirements: (if making two blocks --double this)

Fabric A: background ¼ yard

Fabric B: print 1: one 4 ¼" square and one 3 ¼" square

Fabric C: print 2: one 6 ¼" square

Fabric D: print 3: one 6 ¼" square

Cut List:

A1 & A2 = 12 ½" x 3"

A3 & A4 = 4 ½" x 6"

A5 = 7" x 2 ½"

A6 & A8 = 7" x 3"

B1 = 4 ¼" x 4 ¼"

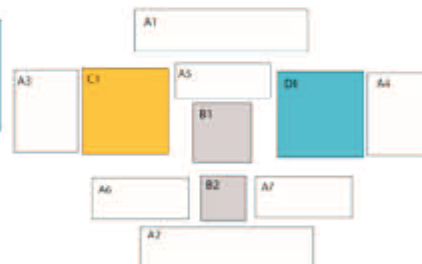
B2 = 3 ¼" x 3 ¼"

C1 = 6 ¼" x 6 ¼"

D1 = 6 ¼" x 6 ¼"



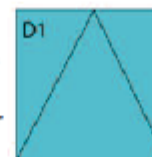
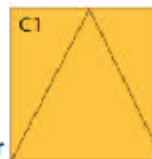
The pieces will be used in this lay out:



Cutting Out the Triangles:

1. Stack C1 and D1. Line the square up on your cutting mat so that it's centered with 3 1/8" on either side of a line. Use your ruler to cut from the bottom left corner to the top center. Repeat to cut the other side of the square into a triangle.

2. Repeat for B2 but the square is smaller so you'll center it with 1 5/8" on either side of the cutting mat line.



Tip: If you're going to make many of these blocks, you can cut out one triangle using this method. Once you have that triangle, use it as a template on a 6 ¼" strip of fabric (for the bigger Fabric C & D triangles) and on 3 ¼" and 4 ¼" strips for the smaller Fabric B triangles.

Block of the Month

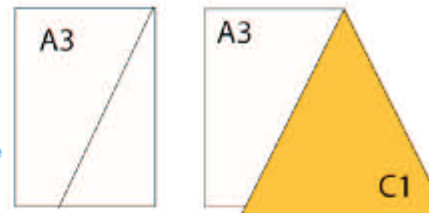
Page 2

3. The final triangle is made with two fabrics. Sew together A5 and B1, centering A5 over B1. Like the previous triangles, and trim both the left and right sides by centering B1 over a line on your mat (2 1/8" on either side of the line) and trim using the outside corners of B1 as a guide.



Assembling the Block:

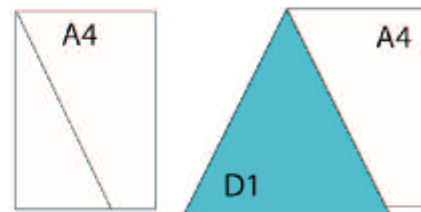
1. Using C1 and D1 as templates, trim the sides of A3 and A4 as pictured to the right.



2. Sew A3 to C1 and A4 to D1. Take care to sew to the correct edge of each triangle and make sure to line up the tips of the triangles at the tops of A3 and A4.

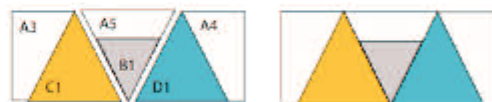
C1 and D1 are a 1/4" longer than A3 and A4. After you sew them together and press, they should line up along the bottom edge.

3. Using B2 as a template, trim A6 and A7 as pictured below.

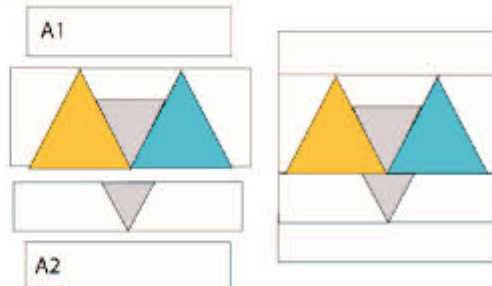


4. Sew A6 and A7 to either side of B2 taking care to line up the tip of the triangle with the bottoms of A6 and A7. I suggest pressing your seams open between each seam you sew and this gives you the tips of seam allowances to use as you line up your piecing.

5. Assemble the three larger triangles into a strip, pressing between steps. Make sure you line up the bottom edges of your C1 and D1 portions with the tip of the center triangle.



6. Now working top to bottom, assemble A1, the big triangles strip, the little triangle strip and A2. The triangle strips will be a bit wider than 12.5" so be sure to center everything carefully. Putting a crease at the center helps with this.



Trim the block to 12.5" square and you're finished!



Challenge Quilt 2015

Challenge Quilt 2015

It is our big silver 25th anniversary!

Happy Anniversary



Our challenge is to make quilts honoring this very big year.

The rules/guidelines are as follows:

- 1) Sign-up on the list in order to be included in the contest.
- 2) The size of the finished quilt can be from wall hanging to large lap.
- 3) The quilt shall contain 25 repeats of squares, motifs, appliques or
- 4) The quilt shall contain obvious and identifiable use of silver fabric.
- 5) The quilt shall contain obvious and identifiable use of the color of the year, merlot.



We still have a couple of open board positions available!
PLEASE....lets fill these ASAP.

Open Positions:

Monthly Mini

This is a sit down job at guild meetings 8-9 months of the year, and manning a sign up sheet for members to make & donate a mini quilt.

Publicity & Public Relations

Contacting various media when needed to publicize our guild and guild events. This can be done on your own time with emails or phone calls.

Please contact Shirley Brown or Cheri McDowell if you can help with any of these jobs for your guild.

Merchandise

The merchandise table was quite a busy place to be at the February meeting. We had many oohhhs & ahhhhs describing all the beautiful fabrics, notions and other goodies that were up for raffle. Besides all the wonderful items and the attractive way they are presented and arranged, along with the other goodies, not purchasing tickets was not an option. Please show your support and stop by the merchandise table to see what exciting items are up for grabs in March.

Congratulations to our lucky February winners; Laura Haskell, Pat Jordan, Valerie Rogers & Marlene Oaks.

Sherry & Lynn

We brought in a total of \$143.00



Workshops 2015

We have started the year off great with Christal Carter and Mary Lou Weidman! Both workshops were a BIG success.

March will bring us **Ann L. Scott** from San Diego, teaching us how to add landscapes to our quilts. At this time the workshop is full, but I am taking names on the waitlist, so if this is something you think you'd enjoy please contact me! You can view Ann's work at <http://myquiltplace.com/profile/AnnLScott>. This workshop will be held at **Primitive Gatherings, 26855 Jefferson Avenue, Murrieta, CA 92562.**

April is exciting as **Rob Appell** will join us and show us the "Nuts and Bolts of Free Motion Quilting". I know I need this class! I can't wait to meet Rob and learn more about quilting. This class is also full; I have a short wait list so again please contact me if you are interested in this workshop. See more of Rob's work at <http://www.robappell.com/>.

May will take a different approach to quilting with **Michelle Watts**. She will be teaching us how to piece a Southwest Medallion. This quilt is lovely and can be seen at <http://www.jmichellewatts.com/>. There are still openings in the class. I encourage you to sign up now so you aren't left out!

October will be our last workshop in 2015. Due to the interest in workshops this year I have started sign ups. **Lenore Crawford** will be teaching this class. This workshop will span two days - October 14th and 15th. Lenore will demonstrate to us two techniques, fusing and painting! There are still some spots left but this class is filling up fast! You can view Lenore's work at <http://www.lenorecrawford.com/>.

I hope that you check out all the guest quilter's websites to gain some information as well as to view some beautiful quilts.

Reminder: All workshops are to have a non-refundable deposit paid at the time of signup, and all fees are to be paid one month prior to the workshop according to our bylaws.

Thank you for all your support of our workshop program this year! I hope you all have the opportunity to attend at least one of these awesome classes. Workshops are a great way to get to know other members in the guild and to learn new quilting skills.

Any questions or concerns please contact Terri Barry at terribarrysews@gmail.com or by cell at 951-453-9401.



Quilter of the Month

Celebrating our Quilter of the Month Margie Beaver

Margie Beaver is overflowing with the joy of life, and filled with humor and a remarkable zest, all fueled by her deep faith.

She was raised on Puget Sound, and fondly remembers sitting on a hill, watching the ferry and spending time there in deep contemplation. To this day, she goes to the ocean for her special place for deep thought and peace. In her typical humorous way of speaking, she said "I was raised by gypsies and wolves." They moved around a lot, ending up in California when she was 15. After that, Margie spent most of her life here, except for 2 years in Oregon and 4 years in Tucson caring for her daughter before she passed on. She has lived in Fallbrook and in Riverside as well as Temecula.

She was a nurse, but hurt her back and could not continue. By that time their youngest son was the last child at home and she didn't want him to be raised as an only child, so she began fostering children.

In Riverside there are 19 homes for emergency foster care shelter for children, and hers was one of them. 403 children lived for a time in her home during the 11 years she participated! The last 4 or so years her home was populated by newborns, so there was no sleep for anyone.



When she met her husband, she was a single mother, he was a single father, and they each had 1 son. After they married they had 6 daughters by having 3 sets of twins! 11 years later they had an "oops," who is now 42.

Her sewing passion began when she made the obligatory gym bag and apron in junior high. She later sewed for her growing family. All this time, she wanted to learn to quilt, but knew no one who quilted to learn from. Finally, in 1980 one of the other foster mothers was a quilter and pointed her to a class. She says, "I took off from there." And WOW did she! She is now in 7 friendship groups, so she is in a meeting every day of the week except Sundays which is "devoted to church and laundry." She said, "If you want a friend, find a quilter." Margie's heart is in philanthropy, and her quilts are all over the world. Recently one went to an abused child in Ethiopia. She also makes other things that are needed, such as "pretty pockets", which are covers for drainage bags. Her first went to her husband after surgery, and the nurses wanted to know how many more could she make and when.




Margie's favorite quilting is anything hand done. She particularly likes English paper-piecing and applique, along with hand quilting. Some of her quilts hang on what she calls "my gun rack" which was made by her husband for her quilts. Her home is also filled with global treasures from teapots and cups to cuckoo clock, mostly gifts from her children.

Her Aunt sent her a quilt made by her grandmother and great-grandmother that is almost like new. It is a real family treasure. She says she has been very blessed. She has 27 grandchildren, 19 great grandchildren and 2 great great grandchildren!!!

Margie is a blessing continually as she comes to this life with a heart filled with love and service.

To nominate someone for Quilter of the Month. Please email Marlene Oaks at sewingatlightspeed@yahoo.com



Quilt Show News

Hello Fellow Guild Members! Our quilt show committee met on February 4th. We discussed all the different aspects of the quilt show, which will be held on Saturday, October 3, 2015. There is a lot of work to be done and we are excited about all the planning that we will be doing. We are in the process of discussing possible local organizations to sponsor with a portion of our quilt auction proceeds. We are also working on the vendor aspect of our quilt show. Our next quilt show committee meeting will be on Wednesday, March 11th, 10:30 a.m., at the Grace Mellman Library. If you would like to serve on the committee, please do contact me.

Thank you,

Pauline McCauley lvtoqlt@mac.com

We would like to thank you from the bottom of our hearts for your generous contribution and continued support of Round Up HOPE. Without the generosity of the quilters guild we would not be able to continue our efforts. Your contributions help disabled children and adults . . . We appreciate all your thoughts, prayers, financial support, endless love and incredible sewing abilities . . .

Sincerely,
Laura Alfino



Show & Tell

Bring your latest Creation to share with us all. Remember, the finale of every meeting is show & tell where we get to inspire & appreciate each other's wonderful work.

Be sure to put your items on the show and tell table near the back so others can admire before the meeting.

Bylaws Revisions

This is your last chance to be a part of the Bylaws Revision Committee. We will be meeting in March & April...dates to be determined. No experience necessary...just reading, discussing & implementing any changes/corrections needed. We will not be re-writing the entire bylaws...just making sure they are up to date & accurate as required every 2-3 years.

Please let me know if you are available to help in this worthy & needed part of our wonderful guild!

Your appreciative Parliamentarian,
Cheri McDowell 951-302-7107



FEATHERED FIBERS by Carla Barrett



Quilt Happenings

Places to go...Quilts to See

March 6-7, 2015

**Women's Club of Lakeside 30th Annual
Quilt and Boutique Show**

www.womanscluboflakeside.org

March 10, 2015 7 pm

Valley of the Mist Quilters Guild Meeting

30875 Rancho Vista Road, Temecula, CA 92592

March 13-14, 2015

Annual Glendale Quilt Show

"Home is Where the Quilt Is"

Pasadena Convention Center

300 E Green St, Pasadena, CA 91101

www.glendalequiltguild.org

March 20-22, 2015

Quilt Las Vegas

Desert Quilters of Nevada

www.dqnv.org

April 14, 2015 7 pm

Valley of the Mist Quilters Guild Meeting

30875 Rancho Vista Road, Temecula, CA 92592

May 1-2, 2015

2015 Country Quilt Show

Inland Empire Quilters Guild

www.ieqg.net/quilt_show.htm

May 12, 2015 7 pm

Valley of the Mist Quilters Guild Meeting

30875 Rancho Vista Road, Temecula, CA 92592

May 14-16, 2015

Quilt, Craft, Sewing Festival

Del Mar Fairgrounds - Bing Crosby Hall

2260 Jimmy Durante Blvd, Del Mar, CA 92014

www.quiltcraftsew.com/del-mar.html

June 18-21, 2015 and June 25-28, 2015

Annual Quilters Run Shop Hop

Southern California Association of Quilt Shop Owners

www.quiltersrun.com

ONGOING

San Jose Museum of Quilts and Textiles

520 S First St, San Jose, CA 5113


www.sjqquiltmuseum.org

Visions Art Museum - Contemporary Quilts & Textiles

2825 Dewey, Ste 100, San Diego, CA

www.visionsartmuseum.org

(619) 546-4872 or beth@visionsartmuseum.org




President's Quilt

Don't forget to come to my table at the next couple of Guild meetings. We are planning a lovely President's Quilt to present to Shirley in November, so we are asking all members to pick up your packet (pattern, instructions & fabric) to make a block. It's easy and fun and I know Shirley will want you all to be a part of her quilt. Blocks are due back by the May guild meeting.

If you are unable to get to the meetings, call me and I will deliver and/or pick up.

Cheri McDowell

**Everyone is Irish
on St. Patty's Day!**



Ambassador

You are invited to be on the Ambassador team.

What is it?

Greet people at the door, usher new people around the room and answer questions, be available before the meeting and at break, wear an Ambassador badge.

This team is for you if:

- You are friendly and love to meet people
 - You are just naturally helpful
- You can be at the meetings by 6:30

If this is you,

Contact Marlene Oaks,

sewingatlightspeed@yahoo.com



Sure, bring the family over! Susan's working on a quilt, so bring your own food and dishes. And a folding table if you have one.



somercards
user card

www.sewingpartsonline.com

Financial Report

VOMQG January 2015 Financial Report

1/1/2015 Balance		\$ 26,244.09
Category	Total	
Income		
Income:Membership Income - Other	\$690.00	
Income:Retreat Income:2015	\$1,045.00	
Income:Ways & Means:Merchandise	\$95.00	
Income:Ways & Means:Monthly Mini	\$13.00	
Income:Workshop Income - Other	\$680.00	
Income Total		\$2,523.00
Expenses		
Bank Charges:Square fees	(\$12.68)	
Hospitality	(\$65.02)	
Newsletter	(\$14.00)	
Prizes, Awards:Brown Bag	(\$25.00)	
Speakers:Lectures	(\$300.00)	
Speakers:Lodging & Travel	(\$425.50)	
Speakers:Meals	(\$58.80)	
Speakers:Workshop Fees	(\$300.00)	
Special Event Expense:Tour Group	(\$181.86)	
Temecula Quilt Show:Other	(\$43.80)	
Treasurer Expense	(\$8.32)	
Expenses Total		(\$1,434.98)
NET TOTAL		\$1,088.02
1/31/2015 Balance		\$ 27,332.11

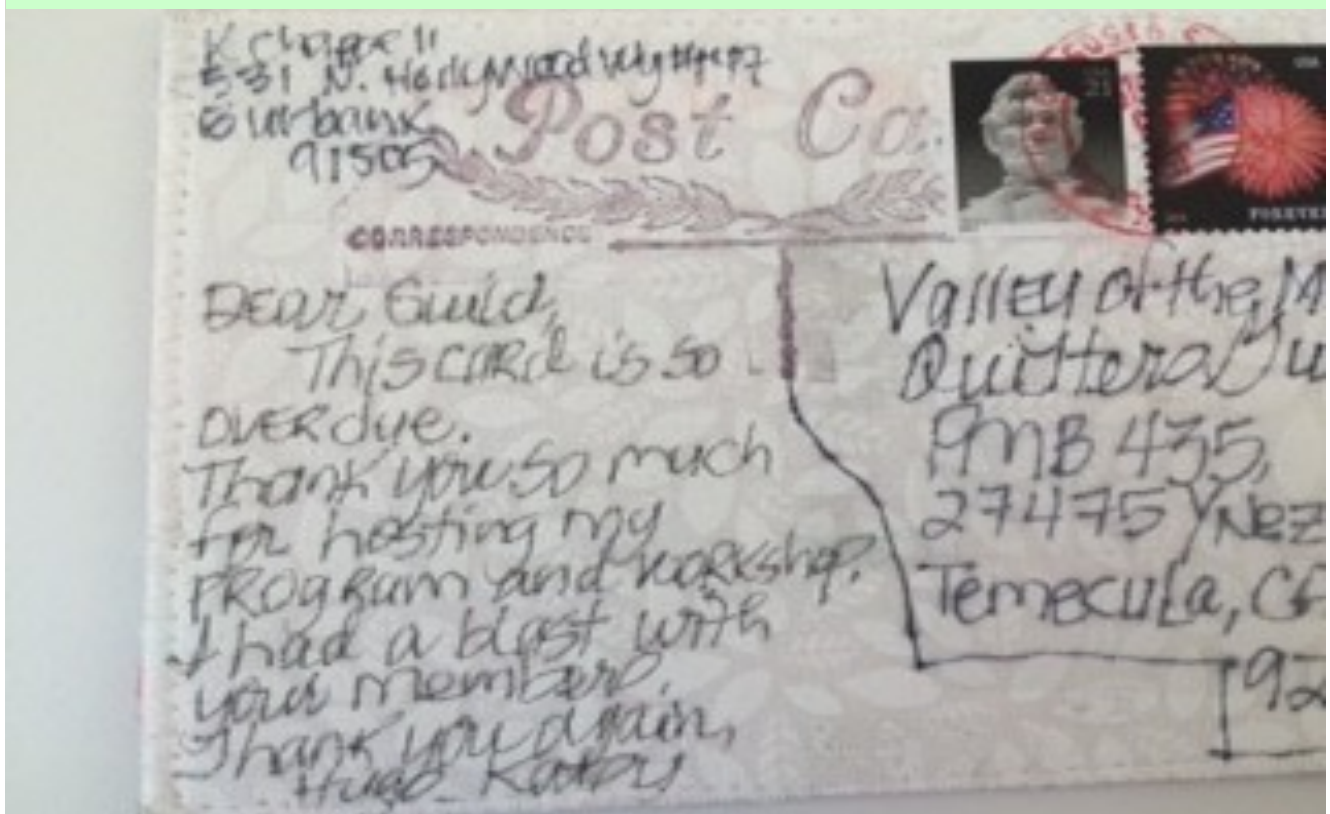
February Show & Tell — Mary Wilde's "Fantasy Road Trip", held by Dot Dennim & Linda Duhe




Correspondence



Handmade Post Card from Katsy Chappell who taught the "Dangler" workshop for us on November 15, 2014.



Correspondence



..quilts of valor..

December 11, 2014

Valley of the Mist Quilters
27475 Ynez Road PMB 435
Temecula, CA 92591-4612

Dear Pauline McCauley,

I would like to thank Valley of the Mist Quilters for your generous **\$1,000.00** donation. We are an all volunteer group that makes Quilts of Valor for war time service men and women who have served in Iraq, Afghanistan or **any** other conflict. We also make quilts for the babies, children, and teenagers at Balboa Naval Hospital in San Diego.

We are a 501(c)(3) non-profit, charitable, nationwide organization and all donations are tax deductible. Our goal is to establish awareness about what we're trying to do. Every donation helps. Thanks again.

Sincerely,

Norma Enfield
Temecula/Murrieta CA Group
www.QOVFTemecula.org


Quilts of Valor Foundation

P.O. Box 366

Murrieta, CA 92564



Correspondence



Post Card from a member of East Coast's Country Heritage Tours.



February Show & Tell — Marc Joost's "Red & White Firework Stars" Quilt, Shown by Dot Dennim & Linda Duhe

Members News

Have some great quilt related jokes, antidote or quirky saying? Submit them to your Newsletter Editor.

Do you have a short interesting story to tell that is quilt related? Let your Newsletter Editor know


FEATHERED FIBERS by Carla Barrett



Please Support Our Advertisers

**To advertise
In this
Wonderful
Newsletter,
Please contact
Julie Nims**

julieseams2@msn.com



Wool Felt Owl Candle Mat by Marcie Schaffer



Please Support Our Advertisers

Moore's

A Fourth Generation Family Business

*Sewing Machines • Sewing Furniture
Notions • Fabric • Vacuums
Special Events • Classes*



We are excited to announce another Moore's location
NOW OPEN in Temecula!

Come visit the new store and let us know what you think!

Our stores love to throw parties and host events, and our new Temecula location is no different.

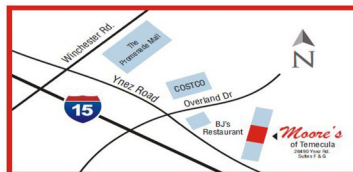
Sign up for our monthly Sew Fun Club, attend one of our in-store or off-site sewing and embroidery events or classes, stop by to see the latest and greatest machines, or just to say "Hello!"

We would love to see your latest projects, help you complete that one you're stuck on, or suggest a new class for you to attend to learn a new technique.

Our Temecula Store Calendar is updated weekly on our website, be sure to check back often to see if there is something you would like to attend.

www.moores-sew.com

951-297-3796



Valley of the Mist Quilters Guild Members receive 10%* off regular priced fabric, accessories, software and sewing notions!

*Savings from MSRP, cannot be combined with any other discounts or offers.



Bluebird Quilts & GALLERY

Fabric • Classes • Custom • Traditional & Art Quilts

Janet & Stephen Bottroff

Sunday Noon-5pm • M-Th 10 am - 6 pm • Fri 10 am - 3 pm • Closed Sat.

www.bluebirdquilts.com

909.514.0333

bluebirdquilts@att.net

Toll Free 877.757.0333

22320 Barton Rd. Ste A, Grand Terrace, CA 92313



Hallett's Quilting Service

Bonnie E. Hallett

Affordable—Starting at .01 per inch
Fast Turnaround—Usually under 2 weeks
Computer guided Pro-Stitcher

35109 Highway 79 #212

Warner Springs, CA 92086

760-782-3763

hallettb@att.net

Please Support Our Advertisers

Fat Quarters Quilt Shop



728 Civic Center Dr.
(formerly Escondido Ave.) ~ Vista, CA 92084
760-758-8308

www.fatquartersquiltshop.com

Monday – Saturday 10 am – 5:30 pm
Closed on Sunday

Over 4000 bolts including:
Civil War and 1930's reproductions –
Moda, Marcus, Andover,
as well as numerous others!
And, now ... Amy Butler!

Check out our 25% off Daily Sales!

Stop by and be inspired -
Meet your friends at Fat Quarters Quilt Shop!

Cozy Quilt Shop & SewCozy Sewing Center

Open 7 days
a week



2940 Jamacha Road Suite H
El Cajon, CA 92019

619-670-0652 cozyquilt.com

BERNINA

Quilts of Valor

Norma E. Enfield

P.O. Box 366

Murrieta, CA 92564

We are a 501(c)(3) non-profit organization

Creating Comfort, Love & Respect
for our Veterans, one quilt at a time

(951) 698-8791


quiltingtwin@verizon.net

www.QOVFTemecula.org

I'd Rather Be Quilt' n

12 Years Long-Arm Machine Quilting
Professional Quality Work @ Affordable Prices
Custom/Pantographs
Pantographs Quilted Edge to Edge
Large Pattern & Thread Selection
Quilter's Dream Battings (100% Cotton, 70/30, poly, wool)
Warm & Natural Batting
Smoke-Free Environment
Ruth A. O'Neill

951-699-4887 Temecula



The Quilted Rose Quilting Services Has Moved To



Our new Phone is (619) 804-6062
or contact us by E-Mail at: thequilted@iwol.com

Carrie Matheny

Award Winning Quilter

Batting and backings, binding your quilt

*All quilts receive a free consultation
on the best quilting pattern and thread color for your quilt.*


Evening and Weekend Appointments



Valley of the Mist Quilters

PMB 435
27475 Ynez Road
Temecula, CA 92591

[http://www.
valleyofthemistquilters
.com/](http://www.valleyofthemistquilters.com/)



Our Meeting Location

Community

Recreation Center

at 30875 Rancho Vista
Rd. Temecula

Exit the 15 Freeway at
Rancho California Road
and go east. Go to Ynez
Road and turn right. Go to
Rancho Vista Road and
turn left. It is
approximately 1 ½ miles &
on the right-hand side.

Meetings are the second
Tuesday at 7 p.m.

Social Time 6:30 PM

All sewers welcome

Please deliver promptly to:

Mission Statement

Our Guild was formed in 1990 and is a non-profit organization.

The purpose of our Guild is to promote cooperation and the
exchange of ideas among those persons interested in or
engaged in quilting and to further the education and
skill levels of our members.



Reminders:

- Meeting March 10th, Ann L. Scott
- Workshop March 14
- Bring charm squares
- Make & bring one or more blocks of the month
- Bring door prize &

refreshments if this
is your birthday
month.

- Show and Tell Quilts, Quilted Clothing, Bags, etc.
- Sign up for our very special 25th anniversary challenge quilt
- Check out Board openings for 2015 &

participate in your
Guild.

- Looking ahead to next month: Rob Appell
- Get your articles in no later than the 20th of each month
- Board Meeting - Monday, March 16