




Volume 25 Issue 5

May, 2015

# Baste & Banter



## Inside this issue

Shirley's Message cont.	2
Quilt Show News	
President's Quilt	3
Brown Bag Event	
US Vets Update	
Guest Speaker	4
Philanthropy	
Philanthropy	5
Block of the Month	6
Challenge Quilt	8
Show & Tell	
Workshops	9
Quilting Friends	10
Charm Squares	11
Of Interest	
Monthly Mini	
Merchandise	
Celebrating Quilter of the Month	12
Members News	13
Financial Report	14
Retreat	15
Advertisers	16
Mission Statement	18
Reminders	
Meeting Information	

Throughout ~ Retreat Photos

Hello everybody!

Let me begin by apologizing to those of you who brought your beautiful quilts to show at the April meeting. Because our program was so jam-packed, we didn't have time for show and tell. Please forgive me and know that I will do a better time keeping job in the future. I do hope you will bring them this month so we can all enjoy your artistry that we missed.

Our guest speaker this month is J. Michelle Watts who has been making and designing quilts for over 30 years. Her specialty is Southwestern quilts and wearable art patterns... she also designs fabrics with those themes and has written three books. Her lecture will be on "The Beauty of the Southwest" and her workshop will be "Southwest Medallion". Since we are privileged to live here in the beautiful Southwest, I am anxious to see her quilts and learn her techniques. A local landscape wall hanging is definitely on my bucket list and I am sure we will all be inspired to action by J. Michelle's work. You won't want to miss this meeting, as it is our last guest speaker until October when Lenore Crawford will be here.

Don't forget that June 9<sup>th</sup> and our Brown Bag rummage sale is only a month away. Our May meeting will be your last chance to clean out your sewing space and bring items for the sale. It is one of our largest fundraising events of the year. If you can't get your things to the meeting, call or email me and I will make arrangements to get them picked up. Also, make definite plans to attend and be sure to tell your friends, family and neighbors. Bring them along for an evening of shopping, camaraderie and fun.

July 14<sup>th</sup> is our annual "Quilters University" meeting. I love this event as you get to see a number of techniques taught in mini-classes by your fellow guild members. If you haven't attended before, we have several quilters stationed around the room each demonstrating a special technique. We rotate about every 15 minutes so you will have time to experience them all. If you have something you would like to share and would be willing to teach a 15-minute mini-class, please contact me...or if there is something in particular that you would like to see taught, let me know that, too. We aim to please.

Continued Page 2

## President's Message ....continued from Page 1

In closing, here's to all you lovely mothers, grandmothers and great grandmothers out there. Wishing you a blessed and happiest of Mother's Days, trusting the day will find you surrounded by family and love...even if it's via long distance as there is no distance with the heart.

All my best,

Shirley

[sebrown236@gmail.com](mailto:sebrown236@gmail.com)

951.210.0560



## May Quilt Show News

In five short months, we will be holding our 17<sup>th</sup> Annual Old Town Temecula Outdoor Quilt Show on October 3, 2015, from 10:00 a.m. to 4:00 p.m. Our guild members' quilts will be on display throughout Old Town, hung from ropes on the various buildings. Our large quilt live auction will be in the Old Town Community Theater courtyard, and our small quilt silent auction will be in front of the Antique Faire on Old Town Front Street. Our featured quilter, Leora Raikin, will be in the Mercantile Building right off the theater courtyard.

Our quilt show vendors will be housed in the Conference Center at the Temecula Civic Center at the east end of Main Street.

The quilt show forms and flyer will be placed on the guild website in the month of May. Please be thinking about which quilts you would like to display in the show. Please also consider making quilts for our small and large auctions. Thank you in advance for your participation in the quilt show.

P.S. Many thanks to Marci Schaffer and her husband Don for doing a beautiful job of quilting two quilts that were donated to us for the large quilt auction.

Pauline McCauley [lvtoqlt@mac.com](mailto:lvtoqlt@mac.com)

Gloria Bachmann at the Murrieta Firemans' B-B-Que.



Leora Raikin

## President's Quilt

### !! BRING PRESIDENT QUILT BLOCKS !!

You all are doing a fantastic job on the blocks for Shirley's President's Quilt...however, if you have picked up a packet to make a block for Shirley's President's Quilt & haven't returned it.....**the finished blocks are due back at the May 12 guild meeting.** At last count, there are still 25 blocks out so check your sewing rooms and put your finished block in your bag to bring to guild! If you are unable to bring your block...please mail to me asap, or call me & I will pick it up. The more who participate, the more wonderful Shirley's quilt will be so we need everyone's participation! Remember, bring your finished block so it may be included in the memory quilt....thank you, thank you!

Cheri McDowell, Past President

### 2015 Brown Bag Event

June, and our Brown Bag Event, will be here before you know it! The last time I will be collecting items will be at our May guild meeting. So now is the time to do a little spring cleaning and donate some of those items you really aren't using. Also, maybe now is a good time to clean out all of that stash you've been working on. After all, you need room for that next trip to your favorite quilt shop!! We can use gently used rulers, any type of quilting tools, patterns, sewing baskets, certainly fabric, etc. etc. etc. Thanks everyone for your generosity, the guild really appreciates each of you.

Sherry Riddle


### US Vets Update

I hope Eddie's presentation helped members learn more about how US Vets help our local veterans. Eddie Estrada is an amazing advocate for those who have lost their way after serving in the military. If you would like more information their website is: [usvetsinc.org](http://usvetsinc.org)

I will continue to collect items for the rest of the year. My year end goal is to give each veteran a pillowcase, and I am happy to say I have already collected 25.


Please bring your donations monthly and thank you for your support.

Lynn Korito



## Guest Speaker

### *J. Michelle Watts ...*



Michelle comes to us from Roswell, New Mexico, and brings with her an inspired love of the Native American Southwest. She draws her motifs from Native American artifacts and creates not only quilt patterns, embroidery patterns and cross-stitch patterns, but also wearable art. She has been quilting for 30 years, has written three books, and teaches extensively all over the United States. She has so many beautiful quilted blanket designs on her website that it will be such a treat to see what she brings to show us. She sells such an array of interesting patterns and kits through her website, it would be truly hard to make a choice as to what to make first. Michelle has also designed three collections of Southwest fabrics for Moda Fabrics. May 12 cannot come soon enough for me, especially since I plan on moving to New Mexico when I retire in the next two years!!

Marc Joost  
1<sup>st</sup> Vice President

**Visit Michelle's beautiful website ~**  
**[www.jmichellewatts.com](http://www.jmichellewatts.com)**



## Philanthropy

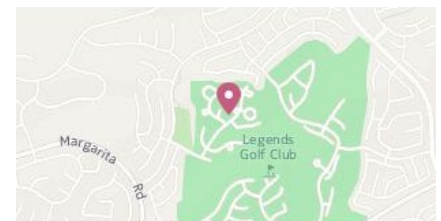
### Philanthropy Needs Your Vote

Each year the Guild makes quilts to display at the Old Town Temecula Quilt Show in October. After the show the quilts are donated to different charities. Now it is time to decide who will receive these quilts at the end of the year. We are asking Guild members to nominate a recipient. Your nomination must be a 501(3)(c) charity. You may, of course, nominate more than one. Let me know by email at [beancounter\\_db@yahoo.com](mailto:beancounter_db@yahoo.com) or phone 951-813-6266. You can just come up to the Philanthropy table next Guild meeting and submit your vote.

We hope to have lots of quilts to display and donate, so please continue to pick up unfinished quilts at the Guild meetings and complete them.

Join us at the sew-in Saturday at Heritage Mobile Home Park. Our next meeting is May 30th from 10:00 a.m. to 3:00 p.m.

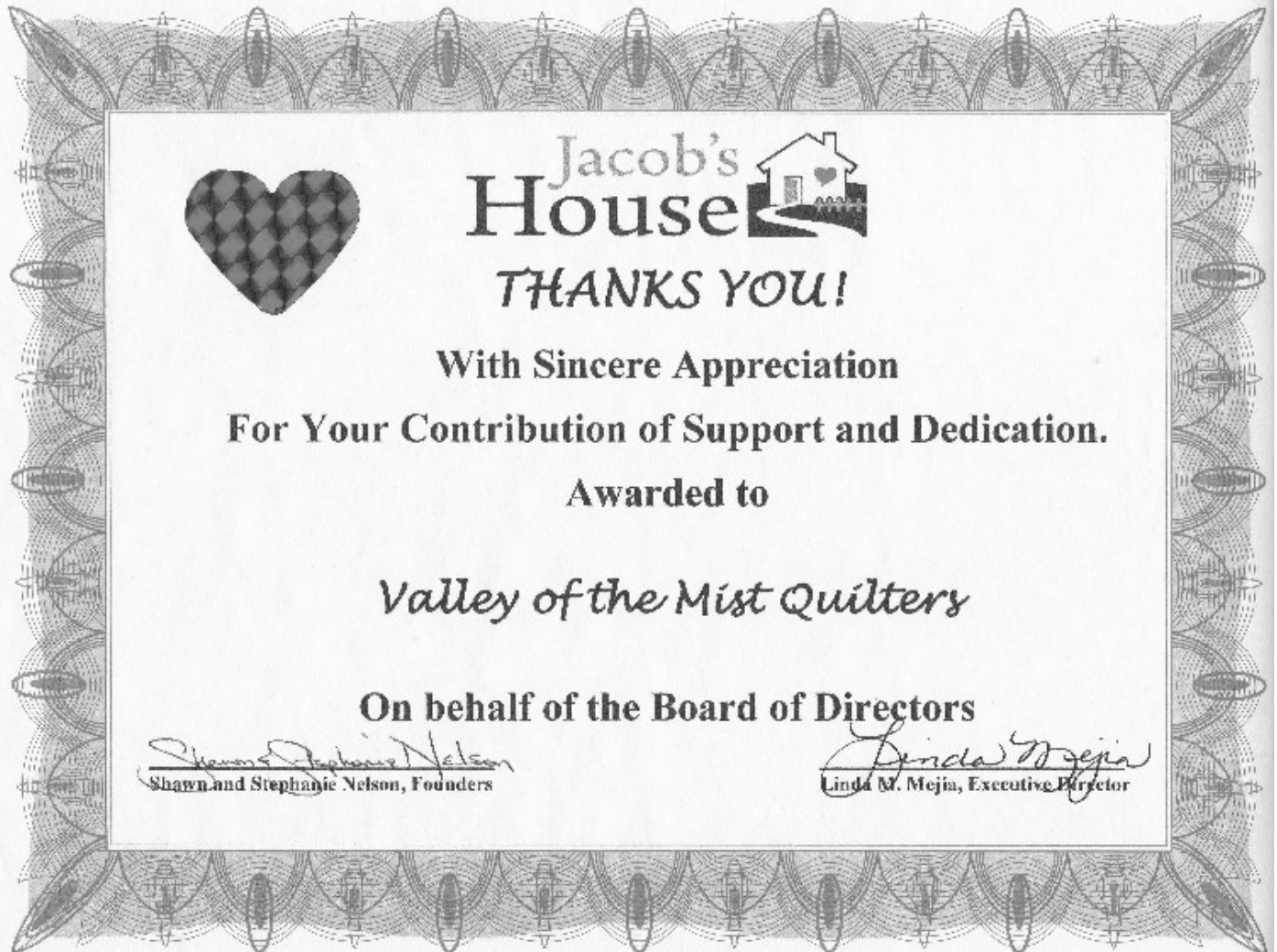
Thanks to all of those who have, and continue to, give their time to produce these beautiful gifts.





**Address** 31130 S General Kearny Rd  
Temecula, California 92591  
**Phone** (951) 676-5113

 **Diana L. White**





Thank You to all the members of the Guild for your philanthropy contributions!



# Block of the Month

Page 1

## Block of the Month: Block 5-blocks due at the July meeting due to brown bag auction

Here is our next block. We are still using our neutral color palette. The colors shown in these instructions are for illustration only. There is a picture below on the right and additional information about the palette is in the January 2015 newsletter. All blocks are 12.5" blocks — 12" finished

Remember this is another block from the blog: <http://www.sewmamasew.com/>, You should check it out, it is a great website.



Neutral color palette

### Fabric Requirements: (If making two blocks –double this.)

Fabric A: background 6" WOF strip

Fabric B: print 1: 3" x 20" scrap

Fabric C: print 2: 2" x 20" scrap

Fabric D: print 3: 3" x 20" scrap

### Cut List:

A1 = 3.5" x 3.25"

A2 = 5.5" x 2.75"

A3 = 7.5" x 2.75"

A4 = 9" x 2.75"

A5 = 9.5" x 2.75"

A6 = 9.5" x 2.75"

A7 = 7.5" x 2.75"

A8 = 5.5" x 2.75"

A9 = 3.5" x 3.25"

B1 = 4.5" x 3"

B2 = 8.5" x 2"

B3 = 6.5" x 2"

C1 = 4.5" x 2"

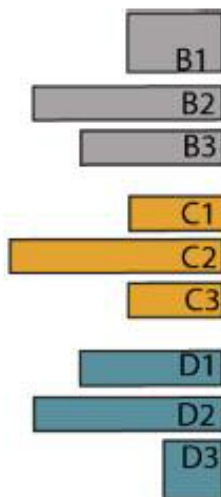
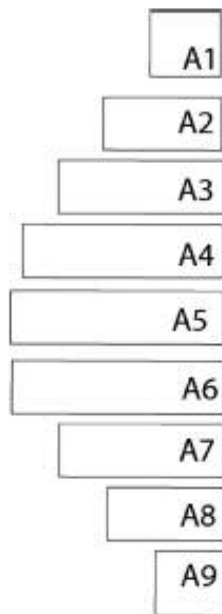
C2 = 9.5" x 2"

C3 = 4.5" x 2"

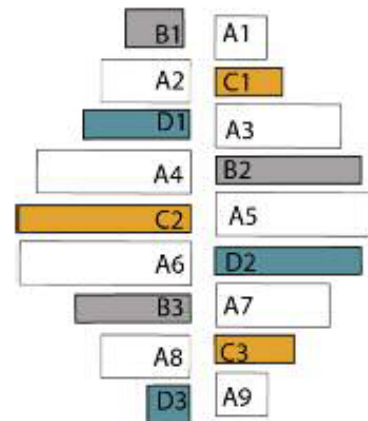
D1 = 6.5" x 2"

D2 = 8.5" x 2"

D3 = 3" x 3"

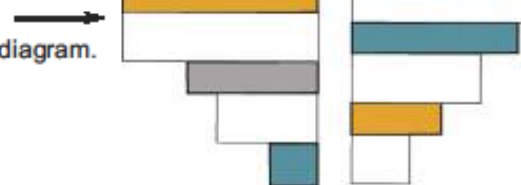


The pieces will be used in this lay out:



### Assembling the Block:

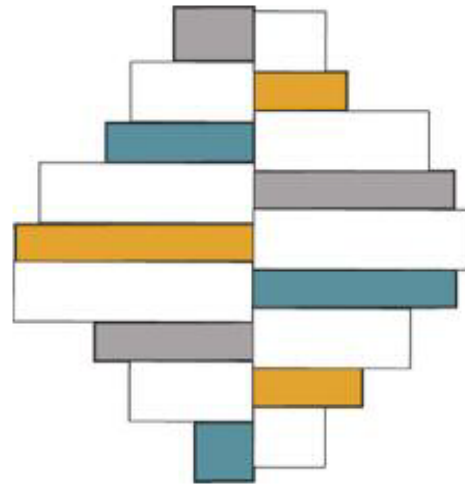

1. Sew together two columns of piecing as pictured in this diagram.



## Block of the Month

Page 2

2. Sew the two columns of piecing together, lining up the colorful strips so that they are centered in the background fabric (Fabric A) strips from the opposite column.



3. Now turn the piecing at a 45 degree angle and trim down to 12.5" square. Make sure that your upper left and lower right corners fall on the center seam of the piecing, this will put the center seam on the 45 degree angle line.

**Tip:** This is another block ideal for a 12.5" square ruler. If you don't have a ruler like that consider drawing the block onto the piecing before making your first cut. You wouldn't want to cut one edge incorrectly and not be able to get a full 12.5" square block out of the piecing.

Adriane Ridder  
Block of the Month Chair





## Challenge Quilt 2015

### Challenge Quilt 2015

It is our big silver 25th anniversary!

Happy Anniversary



***Our challenge is to make quilts honoring this very big year.***

**The rules/guidelines are as follows:**

- 1) Sign-up on the list in order to be included in the contest.**
- 2) The size of the finished quilt can be from wall hanging to large lap.**
- 3) The quilt shall contain 25 repeats of squares, motifs, appliques or ....**
- 4) The quilt shall contain obvious and identifiable use of silver fabric.**
- 5) The quilt shall contain obvious and identifiable use of the color of the year, merlot.**

**Join me in celebrating our silver anniversary,  
have a blast and  
maybe win a ribbon and a prize.**

**SEE THE DISPLAY AT THE MEETING**

**M. Marlene Oaks**



### Show and Tell

We are excited when a lot of members bring their quilts to Show and Tell. Remember that we are all levels of quilters and every quilt can be an inspiration to someone.

Please come to our table and sign the quilt name/description and your name into our register. Then sign a ticket for each quilt and place it in the jar. In November we will have a drawing for the gift boxes we are preparing.


We have tables in the back where we would like you to lay out your quilts so all can see them before the meeting and at break.

Unfortunately, last month we were unable to have Show and Tell, so please bring back your quilts if you are able.

We will not be having Show and Tell in June (brown bag auction), August (Philanthropy Sew In) and December (potluck party).

Thanks for all your support,

Dot Demmin and Linda Duhe  
951-461-2443





## Workshops 2015

Now is the time! Only **TWO** workshops left for the 2015 Guild Year!

There is room in both the May, Southwest Medallion and the October Fuse and Paint workshops! If you've been wanting to learn a new skill, meet people who love to quilt, or just get out of the house, now is the time.

May is our Southwest Medallion Quilt with Michelle Watts. This is going to be a great workshop to learn some awesome piecing skills. The workshop will be Wednesday May 13<sup>th</sup> from 10 -4. The workshop will be at Glen Oaks Clubhouse, 40101 de Portola Rd. Temecula, CA 92592-8876. Glen Oaks clubhouse is in beautiful wine country and it's like a mini-retreat when we are there. Please bring a lunch and your supplies. A supply list will be available at the meeting and emailed to those who have signed up already. Members are \$30 and guest are \$40. If you are interested in this class please email me at [terribarrysews@gmail.com](mailto:terribarrysews@gmail.com). To see more of Michelle's work go to [www.jmichellewatts.com](http://www.jmichellewatts.com).

Lenore Crawford will be teaching us how to use fusible and paints to enhance our quilting skills. The workshop will be a two day event, members \$60 and guest \$80. I am looking forward to learning more on how to enhance and make my quilts more original in this workshop. We have about 6 spots left for this workshop. Please email me at [terribarrysews@gmail.com](mailto:terribarrysews@gmail.com) if you'd like more information. You can view Lenore's work at [www.lenorecrawford.com](http://www.lenorecrawford.com).

All speaker workshops are \$30 per session for members, \$40 per session for guests. Workshops start at 10 am and end at 4 pm unless otherwise specified. Supply lists are available at meetings and are emailed to those signed up prior to the date of the workshop. For more information contact Terri Barry.

### **Mini Workshop ~ June 13<sup>th</sup>    Making a Name Badge**

This will be a member taught workshop from 1 – 3 working on making a fabric name badge to wear to guild functions. There will be no cost for this workshop and some supplies will be available. If you are interested, please contact Terri Barry. For ideas please check Terri Barry on "Pinterest" at the name badge board. The class is open to all members and guest. Please RSVP interest to [terribarrysews@gmail.com](mailto:terribarrysews@gmail.com).

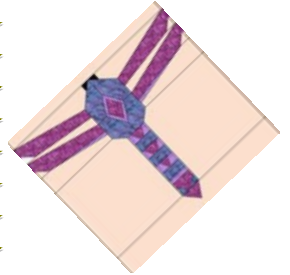



Retreat  
Photos



## April Meeting Distribution

Just in case you missed the April Guild Meeting or did not receive it, below is the scroll that Marlene Oaks shared with attendees of the meeting. Enjoy!



### Quilting Friends

Sometimes I think of  
our friendship  
like a patchwork quilt.

I think of how we've  
brought to each other  
little pieces of our lives  
and found a way to  
stitch them together,  
creating a relationship  
that's beautiful and unique...

I think of the  
fragments of time,  
the conversations that have  
colored our days, and I realize  
how our friendship has added  
such richness and texture  
to the fabric of my life.

Like a patchwork Quilt,  
I know our friendship will  
become even  
more comforting,  
more treasured  
with every passing year.



## Charm Squares

Sign-up at the meeting for a charm square participation number and to receive the total number of participants.

Choose 4 *different* quilt store quality fabrics—**MAY'S theme is Batiks**. DO NOT prewash fabric!

Cut enough 6 1/2" squares, no selvages please, for each person. Make a 4-fabric charm square set for each participant and pin or clip your personal number on each set.

Ensure that your squares arrive at the Guild meeting so everyone gets a set!

Call Diana Short if you have any questions.

**Assistance Needed in Charm Squares—if interested, contact Diana Short.**

## Of Interest



## Monthly Mini

Isn't this such a sweet quilt? I bet you have just the place for it! You must purchase tickets if you want the winning quilt, so bring your cash and this very sweet quilt made and donated by Julie Nims may be yours.



## Merchandise

All of you who stopped by the merchandise table had to notice that "Spring has Sprung."

All of our baskets were overflowing with gorgeous fabrics that radiated the springtime colors of lime greens, bright yellows, lovely lavenders, perky purples and tantalizing shades of turquoise.

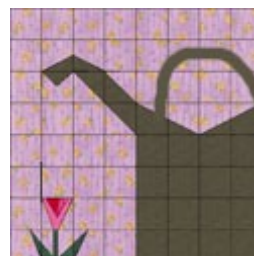
Our lucky winners were: Pat Jordan, Jan Dolan and Patricia Weigel.

We brought in a total of \$111.00.

Thank you for your support and make sure to stop by next month to see the marvelous May baskets.


A special thank you to Marc and Sherry for all of your help.

Lynn Korito



## Quilter of the Month

### Celebrating Quilter of the Month Bonnie Hallett



Meet amazing Bonnie, one incredible quilter. She has conquered most of the quilting skills and is working on the rest. You can tell by looking at the photos how masterful she is.

Bonnie was born and raised in San Diego, as were her parents and her grandparents! Another unique family fact is that the entire family is military—yes everyone. Bonnie is an Army Veteran. In the Army she gained computer skills which led to a career in computers, first at Fed Mart then Sony, a career that spanned 30 years. She has 2 children, 3 step children, 11 grandchildren, 7 great grandchildren, and husband, Wayne, (you can see part of the humorous quilt she made for him on the bottom left).

As with so many of us, her sewing life began with her grandmother. She was 5 when her grandmother started helping her. They would shop for fabric and pattern, and by the end of the week-end Bonnie would have a new outfit. She said if she had to learn sewing at school, she would never have gone on because it was so slow and boring in Home Ec! She continued to sew clothes through high school, for Rainbow Girls, prom dresses, really all of her clothes.

Off to college, she bought a little sewing machine and decided she really wanted to make a quilt. But in 1972 there were no teachers and lots of polyester and all she knew were 5/8" seams. So she picked the hardest pattern (see black and white star below to see the pattern) and proceeded with 5/8" seams to make it—but it had holes in the centers. She carried that flawed, but loved quilt around with her for a long time. She decided maybe cross stitch would work out better and made a 5 foot wide nativity scene that took 1 entire year working 4 to 6 hours a day. A magnificent creation, but it said to her that no quilt could possibly take that long.

Fortuitously Peggy Martin was offering a quilting class at Palomar College. It called to Bonnie and she answered, and quilting took off like a rocket ship for her. She mastered all basic skills in these classes which she took for 10 years, and then she expanded into all kinds of quilting. She joined *Friendship Quilters* in Poway.

When they moved to Sunshine Summit, she started a quilting group there so that she'd have playmates. Every Monday Bonnie teaches quilting and organizes a yearly quilting and arts show there. She started Prayers and Squares at her church. About 5 years ago she came back to our guild (she had briefly been here years ago) and started bringing members of her group in Sunshine Summit. She lives so far away (38 miles) that she cannot be on committees, but she participates mightily by quilting for philanthropy, helping at our quilt show and donating large quilts to the auction which usually are the biggest ticket sales each year.

What makes Bonnie's heart sing are graphic quilts that have dimensionality without actually having dimension. For examples look at the top right of this page. Also she loves sashing that does something.

Right now she is learning custom quilting on her new baby, the APQS Millie. She just loves it. At Road this year, she fell in love with this machine and was ready to say good-bye to her old one (which was not that old and is for sale by the way). She has been long-arming about 11 years and doing it professionally for 6 years. She did only hand quilting until she got her first Handiquilter 11 years ago. It has been 40 years since that first wonky quilt and 30 years + since her first class. She always wanted to make a quilt. Look at her now! Wow!!!

To nominate someone to be Quilter of the Month, contact Marlene Oaks





## Members' News

**Let's fill up this page!**

**I am challenging you to submit something for this page.**

**Email me a quick snapshot of your latest work in progress. It may be just the stack of fabric, pieces being cut, sewing in progress, etc.**

**Information on your project is at your discretion.**

**Submit your picture to Tina Sandoval at [TCSQuilts@gmail.com](mailto:TCSQuilts@gmail.com) by May 20th.**

Time enough to enjoy the beautiful evening sunset at the retreat.



# Financial Report

## Financial Report 3/1/15 - 3/31/15

Beginning balance		28334.69
Category	Total	
Income:Membership Income:Membership	\$30.00	
Income:Retreat Income:2015	\$635.00	
Income:Ways & Means:Merchandise	\$120.00	
Income:Ways & Means:Monthly Mini	\$25.00	
Income:Workshop Income - Other	\$160.00	
Income Total		\$970.00
Expenses		
Bank Charges:Square fees	(\$5.80)	
Hospitality	(\$12.56)	
Newsletter	(\$18.92)	
Operations:CorrespondingSecretary	(\$26.87)	
Operations:Facilities-Supplies	(\$123.12)	
Operations:Storage Facility	(\$1,260.00)	
Presidents Quilt Expense	(\$51.62)	
Speakers:Lectures	(\$350.00)	
Speakers:Lodging & Travel	(\$138.57)	
Speakers:Meals	(\$22.85)	
Speakers:Workshop Fees	(\$550.00)	
Expenses Total		(\$2,560.31)
TOTAL MONTHLY		(\$1,590.31)
Ending balance 3/31/15		\$26,744.38

## A Few Retreat Accomplishments





## 2015 Retreat

The retreat this year was fabulous! But, what happens at the retreat, stays at the retreat! Well, some things can be told, I suppose. The retreat was organized really well by Julie Nims & Sherry Riddle. Spending time to sew, sew, sew, joke, share, visit with one another, get better acquainted with other members of the guild, build stronger friendships, and learn from one another, are just a few of the benefits of the retreat. If you've not attended, you should consider one.

Yes, yes, I know, the retreat for 2016 is filled, but don't give up! Get on that waiting list because invariably, something comes up and quilters have to excuse themselves out of their reservations.



## Please Support Our Advertisers

To advertise In this Wonderful Newsletter,  
Please contact Julie Nims

[julieseews2@msn.com](mailto:julieseews2@msn.com)

### Moore's

A Fourth Generation Family Business

Sewing Machines • Sewing Furniture  
Notions • Fabric • Vacuums  
Special Events • Classes



We are excited to announce another Moore's location  
**NOW OPEN** in Temecula!

Come visit the new store and let us know what you think!

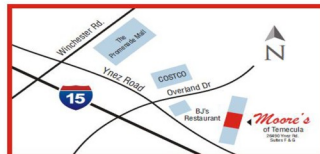
Our stores love to throw parties and host events, and our new Temecula location is no different.

Sign up for our monthly Sew Fun Club, attend one of our in-store or off-site sewing and embroidery events or classes, stop by to see the latest and greatest machines, or just to say "Hello!"

We would love to see your latest projects, help you complete that one you're stuck on, or suggest a new class for you to attend to learn a new technique.

Our Temecula Store Calendar is updated weekly on our website, be sure to check back often to see if there is something you would like to attend.

[www.moores-sew.com](http://www.moores-sew.com)  
951-297-3796



Valley of the Mist Quilters Guild Members receive 10%\* off regular priced fabric, accessories, software and sewing notions!

\*Savings from MSRP, cannot be combined with any other discounts or offers.

## Bluebird Quilts & GALLERY

Fabric • Classes • Custom • Traditional & Art Quilts

Janet & Stephen Bottroff

Sunday Noon-5pm • M-Th 10 am - 6 pm • Fri 10 am - 3 pm • Closed Sat.

[www.bluebirdquilts.com](http://www.bluebirdquilts.com)

[bluebirdquilts@att.net](mailto:bluebirdquilts@att.net)

909.514.0333

Toll Free 877.757.0333

22320 Barton Rd. Ste A, Grand Terrace, CA 92313



Hallett's Quilting  
Service

Bonnie E. Hallett

Affordable—Starting at .01 per inch  
Fast Turnaround—Usually under 2 weeks  
Computer guided Pro-Stitcher

35109 Highway 79 #212

Warner Springs, CA 92086

760-782-3763

[hallettb@att.net](mailto:hallettb@att.net)



## Please Support Our Advertisers

### Fat Quarters Quilt Shop



728 Civic Center Dr.  
(formerly Escondido Ave.) ~ Vista, CA 92084  
760-758-8308

[www.fatquartersquiltshop.com](http://www.fatquartersquiltshop.com)

Monday – Saturday 10 am – 5:30 pm  
Closed on Sunday

Over 4000 bolts including:  
Civil War and 1930's reproductions –  
Moda, Marcus, Andover,  
as well as numerous others!  
And, now ... Amy Butler!

Check out our 25% off Daily Sales!

Stop by and be inspired -  
Meet your friends at Fat Quarters Quilt Shop!

### Cozy Quilt Shop & SewCozy Sewing Center

Open 7 days  
a week



2940 Jamacha Road Suite H  
El Cajon, CA 92019

619-670-0652 [cozyquilt.com](http://cozyquilt.com)

**BERNINA**

### Quilts of Valor

Norma E. Enfield

P.O. Box 366

Murrieta, CA 92564

We are a 501(c)(3) non-profit organization

Creating Comfort, Love & Respect  
for our Veterans, one quilt at a time

(951) 698-8791


[quiltingtwin@verizon.net](mailto:quiltingtwin@verizon.net)

[www.QOVFTemecula.org](http://www.QOVFTemecula.org)

### *I'd Rather Be Quilt' n*

12 Years Long-Arm Machine Quilting  
Professional Quality Work @ Affordable Prices  
Custom/Pantographs  
Pantographs Quilted Edge to Edge  
Large Pattern & Thread Selection  
Quilter's Dream Battings (100% Cotton, 70/30, poly, wool)  
Warm & Natural Batting  
Smoke-Free Environment  
*Ruth A. O'Neill*

951-699-4887 Temecula



A quilter's garden



## Valley of the Mist Quilters

PMB 435  
27475 Ynez Road  
Temecula, CA 92591

[http://www.  
valleyofthemistquilters  
.com/](http://www.valleyofthemistquilters.com/)



Our Meeting Location

Community  
Recreation Center  
at 30875 Rancho Vista  
Rd. Temecula

Exit the 15 Freeway at  
Rancho California Road  
and go east. Go to Ynez  
Road and turn right. Go to  
Rancho Vista Road and  
turn left. It is  
approximately 1 ½ miles &  
on the right-hand side.

Meetings are the second  
Tuesday at 7 p.m.

Social Time 6:30 PM

All sewers welcome

Please deliver promptly to:

## Mission Statement

Our Guild was formed in 1990 and is a non-profit organization.

The purpose of our Guild is to promote cooperation and the  
exchange of ideas among those persons interested in or  
engaged in quilting and to further the education and  
skill levels of our members.



### Reminders:

- Meeting May 12
- Workshop May 13
- Bring President's Block
- Bring charm squares
- Make & bring one or more blocks of the month
- Bring Brown Bag

### Donations

- Bring door prize & refreshments if this is your birthday month.
- Show and Tell Quilts, Quilted Clothing, Bags, etc.
- Sign up for our very special 25th anniversary challenge quilt
- Bring US Vets donation.
- Got news? Bring it to your editor!
- Looking ahead to next month: Brown Bag Event
- Get your articles in no later than the 20th of each month
- Board Meeting - Monday, May 18