



Volume 25 Issue 11

November, 2015

Baste & Banter




Inside this issue

President's Letter cont.	2
Opportunity Quilt 2016	3
Library	4
Show & Tell	
Merchandise	5
Philanthropy	
November Program	
Celebrating Quilter	6
Of the Month	
US Vets Update	7
Block of the Month	8
November Elections	10
November Elections	11
Charm Squares	
Happy Thanksgiving	12
Program Schedule	
Of Interest	13
Advertisers	14
Mission Statement	16
Reminders	
Meeting Information	

Hello Quilters!

Wow what a fabulous October!

Our quilt shows just keep getting better and this year was no exception. Gail Ledbetter, Ellen French and the quilt show committee did such a stellar job that the day was perfect and everything went off without a hitch. Beautiful weather, Kiwanis members guarding our quilts and a professional auctioneer set the tone for our most successful show yet. All of your glorious quilts festooned Old Town with a myriad of colors and patterns that were dazzling. Well done, everyone. Very well done indeed!



For more pictures, see our Facebook page.

Lenore Crawford is a nationally recognized teacher and designer of art quilts. She has the honor of one of her works hanging in the National Quilt Museum and was our speaker/teacher in October. All I can say is WOW! The workshop was wonderful as we all learned a new technique... or two...to add to our repertoires. She does some unexpected things with Mistyfuse, glue, and paint. Plus we made some lovely new friends from outside our guild. Many thanks to our own Rita Dominguez who has been so faithful in securing her clubhouse for us in beautiful wine country...it is a great place to work with plenty of room and amenities. (continued...)

Continued... President's Letter




A word about our workshops — Our workshops are such a great bargain and if you are not taking advantage of them, you are missing a wonderful opportunity to learn and grow in your craft, not to mention the chance to hang out with such great company! Do you know that we never break even? Not even close. The board intentionally keeps the cost low as a perk for being a guild member. Our one day workshops are only \$30...you couldn't even get a Craftsy online class for that amount. For example, the two day workshop with Lenore was \$60. To take her 5 day class at Asilomar is \$1445 plus airfare, etc. Now I know that Asilomar is a 5-day retreat with room and board and I would love to be able to afford it some day, but in the meantime...I had Lenore right here in my own backyard with full access to watch her demonstrate her process, ask questions, and get feedback on my work for only \$60! She was an excellent giving teacher and in only two days showed us everything we need to know to create our own unique works of art. I loved this class. We have some great teachers lined up for 2016 and I hope you make yourself a priority and attend as many as you can. We have plans to be more aggressive in actively marketing to quilters outside the guild next year...so be sure get there first and SIGN UP to secure your spot!

I wish each and every one of you and your families a Happy Thanksgiving with much turkey, joy and laughter. Treat your families...and yourselves by breaking out all your beautiful fall color quilts. Enjoy the fall and the holiday.

All my best,

Shirley



Opportunity Quilt 2016

Triangle Ranch, our new opportunity quilt for 2016, will be at the Road 2 California quilt show in Ontario on Friday, January 22, 2016. In order for our guild to be allowed to sell opportunity quilt tickets we must provide 20 hours of white glove volunteers. White glove volunteers must work a two hour shift on any of the 4 days of the show from Thursday, January 21st to Sunday, January 24th. We are asked to not sign up more than 3 people in one 2 hour slot. If too many people sign up for one time period, the show organizers will ask you to change your shift.

The show staff provides each volunteer with the white gloves and an apron to identify you. They select an area of the show for you to work. You get to touch the quilts and show the back of quilts to visitors. The best part is that you get a wrist band for free entry to the show for all four days if you agree to work for two hours.

Please contact me to sign up. I will have the lists at the November meeting on the 10th. There is a limited time to sign up. If we do not get enough volunteers we will not be allowed to have our quilt at the show. I need to send in the list of volunteers by the end of November.

See me at the meeting to pick up your packet of opportunity quilt tickets if you haven't received them already. Be sure to sign up to white glove at Road. If you won't be able to come to the next meeting, do call me with your preference of day and time to work as a white glove volunteer.

Gloria Bachmann

951-696-8253

Triangle Ranch

Skillfully & Beautifully Pieced by: Gloria Bachmann, Shirley Brown, Rita Dominguez, Lee Hart, Trudy Rushing, Shelley Wilson and Mary Ziegler.

Lovingly Hand Appliquéd by Jane Ward

Expertly Machine Quilted by Marci Schaffer.

The pattern is called Homestead by Lisa Bongean of Primitive Gatherings.



Library

!!! BOOK SALE !!!



We need to make more room for new books with new quilting techniques. The book sale should give us money to buy a few more books.

I will have a suggestion box where you can place your request for books or books on certain quilting techniques that you would like to see.

The Guild's library is for your use, so please do let me know what you want to be in our library, and please, come to the November and check out what we are selling and buy, b u y , b u y !

Rita Dominguez

Show and Tell

Thank you for the quilts you have been bringing all year. They are truly beautiful and inspiring. Let's finish out the year with a good showing for November.

Please come to our table and sign the quilt name/description and your name into our register. Then sign a ticket for each quilt and place it in the jar. This month we will have a drawing for the gift boxes that we've prepared. We have fabric, notions, patterns and gift certificates from Blue Bird Quilts in Grand Terrace.

We have tables in the back where we would like you to lay out your quilts so all can see them before the meeting and at break.

Thanks for all your support,
Dot Demmin and Linda Duhe
[951-461-2443](tel:951-461-2443)



Merchandise

We hope you all had a chance to stop by the merchandise table, the baskets up for raffle were absolutely gorgeous. All of the items were fall, autumn or Halloween themed. There were polka dot flannels, and several fabrics which had fall leaves, autumn colors and of course, spooky Halloween designs. Our lucky winners were: Patty Weigel, Mary Ann Wynne, Gloria Bachman & Linda Harlander.

September's merchandise winners were: Ellen French, Gloria Bachman, Angelica Swantek and Ms. Carmenza. I apologize if the spelling is incorrect. The items for last month's baskets were Asian fabrics, pastels, fall colors & a beautiful floral fabric with pink and green.

Please stop by next time to see all the lovely baskets, notions and accessories that you can win. It only takes one ticket!

Lynn Korito

Philanthropy

This month's Philanthropy sew-in is Saturday, November 28th at the Heritage Mobile Home Park clubhouse.

Come for a fun day with friends and bring your own lunch.

Hope you can make it!



Diana L. White

COMFORT QUILTS	
Recommended sizes . . .	
• Hospice Bed	63"x80"
• Neo Natal	36"x36"
• Crib	34-36"x48"
• Wheel Chair	36"x48"
• Nap Quilt	40"x55-60"



November Program

You do not want to miss the November meeting!

We are having a showcase presented by some of your very own members. Come and hear their stories and see their quilts. It's also the last program for 2015 and a wonderful way to wrap up the year.

Celebrating Quilter of the Month



Quilter of the Month Savanah Wallace




Savanah was born in Mississippi and went through elementary school and high school there during the time of segregation. She went to middle school in Michigan where her opportunities were expanded, for example, she learned to swim in Michigan. She was offered a college scholarship at a Presbyterian College in Alabama to learn mortuary science, but she decided to give the scholarship back as she did not want to become a mortician. Instead she got married and had two children. After the children were in school, Savanah went to nursing school. Her first marriage ended, and she packed up the children and came to California.

She worked at Scripps Hospital as hospital supervisor of the night shift. She fell in love, but he was in the military and was called to Virginia. Their engagement became official over the telephone! They moved to North Carolina and then Hawaii. Savanah loved Hawaii and made friends with women who were into crafts. She learned to paint on fabric and made a tablecloth. She made her family tree for her parents' anniversary and turned it into what she described as an awful quilt. Later she made a better one for her sister. While in Hawaii, she got her B.A. at Hawaii Loa College.

Savanah's mother taught her to sew, and she made plus size garments for women, including some of her high school teachers. So she learned to tailor from her mother and from experimenting herself. She used to sit under the quilt at sewing bees and push the needle back up. When she finally got to a home economics class she already knew how to sew.


In 1989 they moved back to California to the San Diego area. Her husband retired in 1990 and her mother came to live with them. They looked for a home with wheelchair access and found their current home here in 1994. They took care of her mom for 10 years. She was so busy with her mom that she didn't even know the neighbors. A friend encouraged her to get out and requested a quilt. Savannah took a basic class and made her first log cabin quilt. She found a long arm quilter in Riverside to quilt it. In 2003 there was a notice in the newspaper about our guild and she went. Right away she met Tina Sandoval and Dene Ryan and several others and was suddenly in a wonderful friendship group.

Savanah loves it that our guild has members with all kinds of skill sets and everyone shares and helps each other. Women come together in a way that reminds her of sitting under the quilt at bees when she was a girl. Her friendship group made 14 quilts for Katrina which were sent to her brother to give out. She is also part of our philanthropy here. She hangs quilts at our quilt show and stays all day. Her favorite quilts to make are pieced quilts. She loves to pitch in, and we are glad she does. It is a wonderful guild.



To nominate a member
to be

Quilter of the month
Please contact Marlene Oaks
sewingatlightspeed@yahoo.com



US Vets Update




I wanted to bring the most current information to the guild, so I placed a call to a manager who oversees the supply room. He explained to me that besides the homeless veterans at March Air Reserve Base, they also have several properties (off-site) where the men can go live, after they have found employment, but still need some assistance. In addition, US Vets help the Veterans set-up their own homes. All the donations funnel through the donation center at March Air Force Base and could go to several other locations. Keeping that in mind, the manager stated they really could use any household items. Here are some items which are needed at this time. (They always need toiletries, cleaning supplies and personal items.)

- *Twin sheet sets
- *Pillows & cases
- *Towel sets (bath, hand & face)
- *Bathmats
- *Dress shirts & pants (for job interviews)
- *Twin size blankets

Thank you to all of you have given to U.S. Vets so graciously. Your generosity is very much appreciated!

Thank you again for your support for the U.S. Vets. No vet is ever turned away.

Lynn Korito



Block of the Month

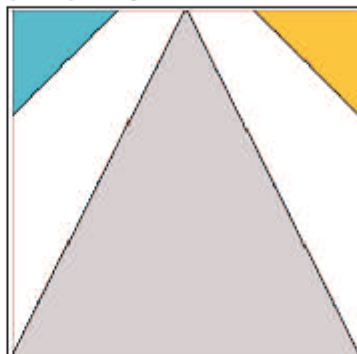

Page 1

Block of the Month: Block 11--blocks due at the January meeting (no drawing in December)

Only one more to go after this and we'll have been at it for a full year! Time does fly! We are still using our neutral color palette. The colors shown in the these instructions are for illustration only. There is a picture below on the right and additional information about the palette is in the January 2015 newsletter. All blocks are 12.5" blocks — 12" finished

So getting down the business of this block... It's a relatively simple one but involves triangles which means cutting some of the fabric on the bias (across the grain) so take care to not tug on edges of the triangles as you're working with them. It's very easy to stretch and warp the fabric when it's cut on the bias, so be mindful of that.

This block is simple, but leads to really great, graphic quilt layouts.



Neutral color palette

Fabric Requirements: (If making two blocks --double this.)

Fabric A (main triangle): 12" square

Fabric C (print): 6" x 3.5" scrap

Fabric B (background): 6.5" wide WOF (width of fabric) strip

Fabric D (print): 6" x 3.5" scrap

Cut List + Instructions: :

A1 = Triangle from 12" square, see directions below.

B1 = 6.5" x 16"

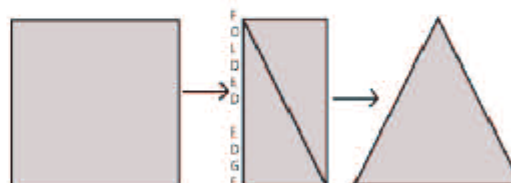
B2 = 6.5" x 16"

C1 = 6" x 3.5"

D1 = 6" x 3.5"

To cut out A1:

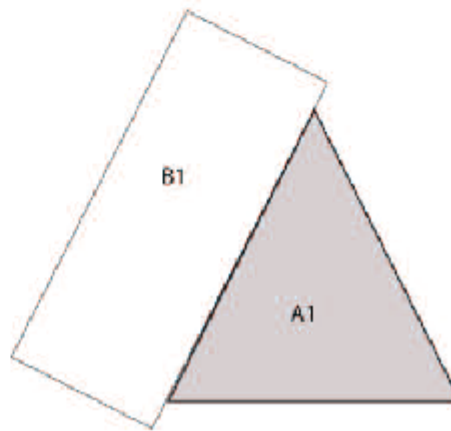
1. Fold the 12" x 12" square in half.
2. Cutting from one corner to the other along the line as indicated on the diagram and trim the square into a triangle (A1).



Tip: If you're making a lot of these blocks, you can cut out one triangle this way. Then, you can use it as a template to cut out many more triangles out of a 12" WOF strip. This will help you avoid a lot of wasted fabric.

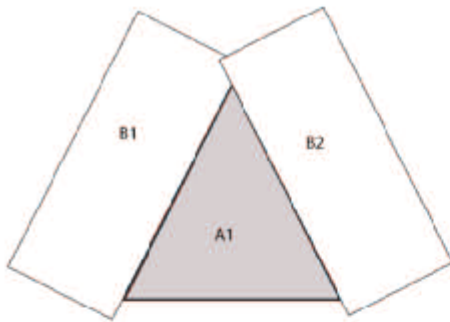
Assembling the Block:

1. Sew B1 to one edge of A1. When you line up the ends of B1 center the extra length on either end. Be sure to press after this step. I prefer to press my seams open, but it's up to you.

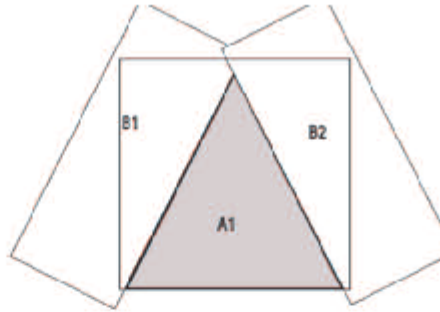


Block of the Month

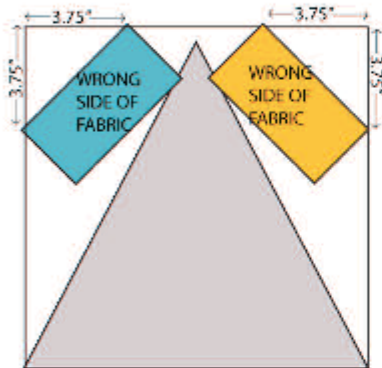
Page 2



2. Sew B2 onto the other long edge of A1, again being sure to center the extra length of B2.



3. Using a 12.5" ruler (Don't have one yet? You can use a normal ruler, just be sure to not cut too much off of one side of the piecing) square up the block. Use the bottom edge of A1 as a guide and keep A1 centered in the block.

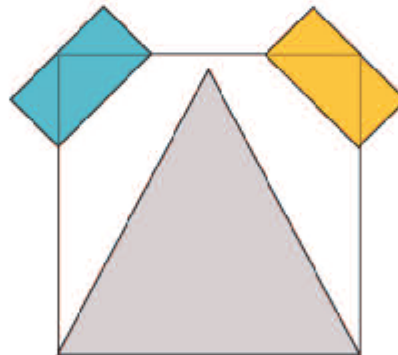


4. With right sides of fabric together (so the wrong side of C1 will show) line up C1 with the upper left corner of your squared up piecing, making sure that you've lined the edges up so that they meet 3.75" in and down from the corner.

5. Sew on C1.

6. Repeat this process for with D1 on the upper right corner.

7. Trim off the extra B background fabric, and press C1 and D1 up.



8. Now trim C1 and D1 to square up the 12.5" block and you're all finished!

Adriane Ridder
Block of the Month Chair



November Elections

The time has come to elect your new **Executive Board** for the year **2016**. Election will be at the November 10th Guild Meeting. Candidates for office are as follows:

PRESIDENT: Pat Jordan

Pat has been with the Guild for a number of years, and has participated on the board doing Workshops and most recently served 2 years as the Guild Treasurer. She is excited to lead the Guild into 2016!

1ST VICE PRESIDENT: Christine Oliver

Christine was a member years ago & rejoined our guild a couple of years ago. She has previously done Membership and looks forward to helping all of the 2016 speakers.

2ND VICE PRESIDENT: Sheryl Eramo

Sheri has served in several board positions, including 1st VP, and the latest being 2nd VP last year. She has booked many of our wonderful speakers & is now booking for the year 2017 & beyond!

SECRETARY: Shirley Brown

Shirley is going to wear several hats next year as Past President, heading up the Challenge Quilt and also secretarial duties. She served as Secretary previously before becoming our President last year.

TREASURER: Diana White

Diana has served several board positions in the past few years, the most recent being Philanthropy Chairperson. She is an accountant by training & profession and now looks forward to taking on the responsibility of the Treasurer duties.

Continued page 11

WAYS & MEANS: Terri Barry

Terri has served in many guild jobs over the years including President and Workshops. She looks forward to overseeing the Guild fundraising, and has room at her house to put together the Brown Bag Rummage Eventbut will be requesting helpers!

THE REMAINING POSITIONS on the board are appointed from volunteers, and there are still several key positions open. **PLEASE CONSIDER THE FOLLOWING!**

HOSPITALITY: These are the people who set up the snack table for us! Other duties include setting up a special dessert for our September Guild birthday, and hosting a holiday dinner/party at our December meeting. A friendship group could do this job. Some supplies have to go home with the Hospitality chair.

Continued...November Elections

OPPORTUNITY QUILT CHAIR: This person heads a committee to design (or choose a pattern) for our 2016/17 Opportunity quilt, one of our main fundraisers. This quilt needs to be completed prior to the October Quilt Show.

PHILANTHROPY CHAIR: One of the main objectives of our Guild is to have an active Philanthropy Group. We have LOTS of fabric in storage, and a willing group of members who make and/or finish the philanthropy quilts. The Chair will organize, help and direct the members in this endeavor.

MERCHANDISE TABLE: This is a monthly & important fundraiser for the Guild. This person, or persons will organize items of interest & sell tickets to members during the meetings. They will announce winners & get deposit to the Treasurer. The items are donated and/or purchased with Guild funds. This requires attending monthly meetings, with the exception of the summer months.

PARLIAMENTARIAN: This job mostly entails organizing the November election process. The Bylaws were just revised, so unless there is a point of order, this will be the main duty for the year.

SCCQG REPRESENTATIVE: This person (or persons) attends & represents our Guild at 4 quarterly meetings by the Southern Calif. Council of Quilt Guilds. A report is then given to the board about the meeting. The meetings are in the Southern California area and usually there are others who might be interested in going with you to a meeting.

AUDITOR: This person will audit the Treasurer's financial records during the year and report findings to the President and the Board. There is a procedure manual and it does not require an accounting background.

These are a few of the available positions. **PLEASE CONSIDER HOW YOU CAN HELP THE GUILD MOVE FORWARD INTO 2016. CALL ME OR EMAIL ME WITH QUESTIONS OR TO SIGN UP!**

Cheri McDowell, Parliamentarian

Charm Squares

Unfortunately, your October charm square exchange of Geometric fabric did not occur during our October Guild Meeting. So, October charm squares will be exchanged in November and it will finish out the year. My apologies to all, especially if you've already purchased and prepared November charm squares. It was, unfortunately, unavoidable, as a family emergency took precedence.

If there are questions please call [805-312-5303](tel:805-312-5303) Diana Short

Happy Thanksgiving!



2015 Programs Schedule

Valley of the Mist Quilters Guild Program and Room Set Ups

	January	February	March	April	May	June	July	August	September	October	November	December
									Anniversary Past Pres Trunk Show			
Program	Speaker	Speaker	Speaker	Speaker	Speaker	Brown Bag	Quilters University	Phil. Sew In	Challenge Quilt	Speaker	Member Showcase	Holiday Party
Block of the Month	yes	yes	yes	yes	yes	no	no	no	yes	yes	yes	no
Challenge Quilt	yes	yes	yes	yes	yes	no	no	no	yes	no	no	no
Charm Squares	yes	yes	yes	yes	yes	no	no	no	yes	yes	yes	no
Door Prizes	yes	yes	yes	yes	yes	no	no	no	yes	yes	yes	no
Library	yes	yes	yes	yes	yes	no	no	no	yes	yes	yes	no
Merchandise Table	yes	yes	yes	yes	yes	no	no	no	yes	yes	yes	no
Monthly Mini	yes	yes	yes	yes	yes	no	no	no	yes	yes	yes	no
Opportunity Quilt	yes	yes	yes	yes	yes	yes	no	no	yes	yes	yes	no
Philanthropy	yes	yes	yes	yes	yes	no	no	no	yes	yes	yes	no
Show and Tell	yes	yes	yes	yes	yes	yes	yes	no	yes	yes	yes	no
Refreshments	yes	yes	yes	yes	yes	yes	yes	yes	yes	yes	yes	yes
						Board provides			Dessert contest			Members Potluck

Of Interest

Join us for Farmhouse Threads Christmas Mystery Quilt Blog Hop!

For 10 weeks, beginning October 3rd we will share with you free patterns from some of our favorite designers to complete a Christmas Quilt just in time for Christmas. Each week, one designer will post the pattern to make a Christmas block using wool appliqué and embroidery on cotton. Week 10 will include the instructions to put all of these blocks together with some fun borders to complete your Christmas quilt. Finishing kits will be available from Farmhouse Threads.

Make sure you sign up for each designer's blog/website to receive the free patterns.

Please share our blog hop with your friends and have them follow along!

Go to: www.FarmhouseThreads.com



Please Support Our Advertisers

To advertise In this Wonderful Newsletter,
Please contact Julie Nims

julieseews2@msn.com

Moore's

A Fourth Generation Family Business

Sewing Machines • Sewing Furniture
Notions • Fabric • Vacuums
Special Events • Classes



We are excited to announce another Moore's location
NOW OPEN in Temecula!

Come visit the new store and let us know what you think!

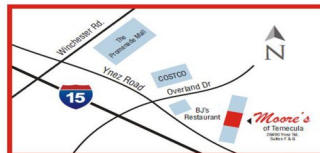
Our stores love to throw parties and host events, and our new Temecula location is no different.

Sign up for our monthly Sew Fun Club, attend one of our in-store or off-site sewing and embroidery events or classes, stop by to see the latest and greatest machines, or just to say "Hello!"

We would love to see your latest projects, help you complete that one you're stuck on, or suggest a new class for you to attend to learn a new technique.

Our Temecula Store Calendar is updated weekly on our website, be sure to check back often to see if there is something you would like to attend.

www.moores-sew.com
951-297-3796



Valley of the Mist Quilters Guild Members receive 10%* off regular priced fabric, accessories, software and sewing notions!

*Savings from MSRP, cannot be combined with any other discounts or offers.

Bluebird Quilts & GALLERY

Fabric • Classes • Custom • Traditional & Art Quilts

Janet & Stephen Bottroff

Sunday Noon-5pm • M-Th 10 am - 6 pm • Fri 10 am - 3 pm • Closed Sat.

www.bluebirdquilts.com

bluebirdquilts@att.net

909.514.0333

Toll Free 877.757.0333

22320 Barton Rd. Ste A, Grand Terrace, CA 92313



Bonnie E. Hallett

Affordable—Starting at .01 per inch
Fast Turnaround—Usually under 2 weeks
Computer guided Pro-Stitcher

35109 Highway 79 #212

Warner Springs, CA 92086

760-782-3763

hallettb@att.net

Hallett's Quilting Service

Please Support Our Advertisers

Fat Quarters Quilt Shop



728 Civic Center Dr.
(formerly Escondido Ave.) ~ Vista, CA 92084
760-758-8308

www.fatquartersquiltshop.com

Monday – Saturday 10 am – 5:30 pm
Closed on Sunday

Over 4000 bolts including:
Civil War and 1930's reproductions –
Moda, Marcus, Andover,
as well as numerous others!
And, now ... Amy Butler!

Check out our 25% off Daily Sales!

Stop by and be inspired -
Meet your friends at Fat Quarters Quilt Shop!

Cozy Creative CENTER

756 Jamacha Road, El Cajon, CA

Just 1.5 miles
south of I8.
Take the
Second St exit
in El Cajon.



619-670-0652

CozyCreative.com

BERNINA
made to create

Handi Quilter
Designed by a Quilter, for Quilters.

Koala studios
Free Sewing Machines Custom Built to Order

Open 7 days

Quilts of Valor

Norma E. Enfield

P.O. Box 366

Murrieta, CA 92564

We are a 501(c)(3) non-profit organization

Creating Comfort, Love & Respect
for our Veterans, one quilt at a time

(951) 698-8791


quiltingtwin@verizon.net

www.QOVFTemecula.org

I'd Rather Be Quilt' n

14 Years Long-Arm Machine Quilting
Professional Quality Work @ Affordable Prices
Custom/Pantographs
Pantographs Quilted Edge to Edge
Large Pattern & Thread Selection
Quilter's Dream Batting (100% Cotton, 70/30, poly, wool)
Warm & Natural Batting
Smoke-Free Environment
Ruth A. O'Neill

951-699-4887 Temecula



Sincere Sew & Vac

SALES . SERVICE

We Service All Makes And Models

31705 Riverside Dr.
Lake Elsinore, Ca 92530

951-674-1808



Valley of the Mist Quilters

PMB 435
27475 Ynez Road
Temecula, CA 92591

[http://www.
valleyofthemistquilters
.com/](http://www.valleyofthemistquilters.com/)



Our Meeting Location

Community
Recreation Center
at 30875 Rancho Vista
Rd. Temecula

Exit the 15 Freeway at
Rancho California Road
and go east. Go to Ynez
Road and turn right. Go to
Rancho Vista Road and
turn left. It is
approximately 1 ½ miles &
on the right-hand side.

Meetings are the second
Tuesday at 7 p.m.

Social Time 6:30 PM
All sewers welcome.

Please deliver promptly to:

Mission Statement

Our Guild was formed in 1990 and is a non-profit organization.

The purpose of our Guild is to promote cooperation and the
exchange of ideas among those persons interested in or
engaged in quilting and to further the education and
skill levels of our members.



Reminders:

- Meeting Nov. 10
- Be prepared to vote on the 2016 Elected Positions
- Bring US Vets donation.
- Don't forget your Charm Squares!
- Got news? Bring it to your editor.
- Retreaters: Bring a Payment Installment
- Looking ahead- Dec. Holiday Party
- November Babies - Bring a Birthday Door Prize & Hospitality Table Goodie
- Got your Block of the Month completed? Bring it!
- Get your December newsletter articles in no later than Nov. 20th.
- Board Meeting - Monday, Nov. 16