



Volume 25 Issue 10

October, 2015

# Baste & Banter



## Inside this issue

Quilt Show News	2
Desert Challenge	
Quilt Show Flyer	3
Just for Fun	4
Show & Tell	
Workshops	5
US Vets Update	6
Philanthropy	
Budgets	7
Grab This One Up	
Block of the Month	8
Celebrating Quilter	
Of the Month	10
November Elections	11
Charm Squares	
Important Information	12
Looking Forward...	13
Programs Schedule	14
Silver Anniversary	15
Winners	
Of Interest	16
Newsletter Special	18
Advertisers	20
Mission Statement	22


Hello Quilters!

What a great party! 25 years of Valley of the Mist Guild! That really is something to celebrate... and celebrate we did. Thanks to all of our party planners and producers for their great work. A big thank you to Marlene Oaks for so deftly managing our quilt and dessert challenges. We've had some fallout this year and Marlene has been the trooper who has consistently stepped in to take up the slack. Thanks also to her tireless helpers. Patricia Ogden came at 2:30 that day to set up the pipe and drape and check on the tables; then she was back again at 5:30 to hang quilts with our new member, Joann Doran, and stayed late to take them all down. Much appreciation to Laura Haskell and Lynn Harm who so beautifully orchestrated the dessert challenge, served up all the goodies, tallied the votes for Marlene and cleaned up afterward. Much applause to all of you who made and brought desserts and quilts for the challenges. There would have been no challenges without you! We are truly blessed with beautiful ladies who serve week after week at the side and membership tables, show and tell and door prizes...always there...always prepared...and Marci Schaffer with her trusty camera. Kudos, too, to the board of directors for our new logo and Valley of the Mist tote bags. It does TAKE A GUILD! And what a guild you are. I appreciate each and every one of you so much!



Our next meeting will feature Lenore Crawford, nationally recognized teacher and designer of art quilts. This should be a colorful and exciting trunk show that will inspire us to try something new. We will also have the ladies from our sister guild, Beach Cities Quilters, with their opportunity quilt. All of our regular side tables (merchandise, block of the month, charm squares and monthly mini, etc.) will be there as well. So...plan on bringing along extra dollars for tickets.

Now it is just few days until our 17<sup>th</sup> Annual Outdoor Quilt Show on Saturday, October 3<sup>rd</sup> in Old Town. Gail Ledbetter, Ellen French and the quilt show committee have been working hard to make this year the best show ever. I hope you all get a chance to take the quilt walk through selected merchants of Old Town prior to the show and I look forward to seeing you all there. Until then...



All my best,

Shirley

## Quilt Show!



By the time you read this the quilt show will be over or right on top of us. I want to thank you all in advance for your support, dedication and hard work. The quilt show committee has worked so hard as have many others who have stepped up to help. THANK YOU!!!

During the next few months we will be forming our 2016 quilt show committee. I welcome your input, suggestions, ideas and expertise. There is something for everyone - we all have our special talents. I hope a lot of you will sign the jobs board under 'quilt show committee'. Come one, come all!

## Silver Anniversary Desert Challenge



Yum! It's all we can truly say about the terrific deserts. How did the guild get so lucky to not only have great quilters but also wonderful cooks & bakers? There will be two more prizes drawn at the October meeting (see flyer to the right). Hmm...who will they be?

## Congratulations to the Dessert Challenge Winners, Yummm



**Sheryl Lam and  
Marlene Oaks**

Due to a slipped gear, senior moment or aliens,  
2 of the prizes were forgotten and not bought.

So, if you brought a dessert to the challenge,  
please see me at the October meeting and put  
your name in for a drawing for 2 more prizes.

'Oops' seems to be a common  
experience nowadays.

Thank you, Marlene Oaks



The City of Temecula and the Valley of the Mist Quilters Guild  
Invite you to visit our quilt show

## 17th Annual Old Town Temecula Outdoor Quilt Show

Saturday, October 3, 2015  
10:00 AM to 4:00 PM  
Free Admission

Live auction at 1:00 p.m. at the Old Town  
Theater Courtyard  
42051 Main Street, Temecula, CA.  
Cash, Checks and Credit Cards.  
A portion of the proceeds will benefit local charities

Hundreds of quilts will be displayed throughout Old Town  
from porches, eaves and balconies

From September 18th to October 3rd our annual Quilt Walk will feature member quilts  
hung inside designated merchants in Old Town Temecula

Visit our featured quilter Leora Raikin in person next to the Theater Courtyard.  
([aflembroidery.com](http://aflembroidery.com))

Other opportunities include:

Small quilt silent auction 10:00 - 12:30 in front of  
Old Town Antique Faire  
28601 Old Town Front Street

Drawing for Opportunity Quilt at the end of live auction  
Vendors at Conference Center at Temecula Civic Center (41000 Main Street)

For more information call 951-694-6480 or 951-312-4927

Email [votmqg@yahoo.com](mailto:votmqg@yahoo.com)

Website [www.valleyofthemistquilters.com](http://www.valleyofthemistquilters.com)



## Just for Fun

After all the hard work leading up to our BIG anniversary and our annual quilt show, everyone deserves a moment to just sit and smell the roses!



REMEMBER,  
PEOPLE WILL SEE  
YOUR QUILTS  
LONG AFTER YOU  
ARE GONE -  
NOT YOUR  
HOUSEWORK!



## Show and Tell

Thank you for the quilts you have been bringing all year. They are truly beautiful and inspiring. Let's finish out the year with a good showing for October and November.

Please come to our table and sign the quilt name/description and your name into our register. Then sign a ticket for each quilt and place it in the jar. In November we will have a drawing for the gift boxes we are preparing. We have fabric, notions, patterns and gift certificates from Blue Bird Quilts in Grand Terrace.

We have tables in the back where we would like you to lay out your quilts so all can see them before the meeting and at break.

Thanks for all your support,  
Dot Demmin and Linda Duhe

[951-461-2443](tel:951-461-2443)



## Workshops

October 13th

Write it down

### THE Lenore Crawford is coming to us!

What an evening we shall have, imagine  
seeing many of her masterpieces.  
And Wednesday and Thursday she will be  
teaching classes.

Anywhere else, this experience would be  
expensive. But for you,  
Tuesday—free

The 2 days of classes—\$60 for members  
Check at the October meeting to see if there  
are any open spots available. Bring your  
cash or checkbook just in case there is!

[www.lenorecrawford.com](http://www.lenorecrawford.com)  
See for yourself



## US Vets Update

Reminder...



Thank you all so much for your generosity towards our veterans. I know they appreciate each and every donation.

For information on US Vets please contact Eddie Estrada, Executive Director at [951-999-9120](tel:951-999-9120) or visit [www.usvetsinc.org](http://www.usvetsinc.org)

Lynn Korito

2015  
Silver  
Anniversary  
~  
Quilt  
Challenge



## Philanthropy

This month's Philanthropy sew-in is Saturday, October 31st at the Heritage Mobile Home Park clubhouse.

Come for a fun day with friends and bring a Halloween dish to share. Hope you can make it!



Diana L. White

### COMFORT QUILTS

Recommended sizes ...

- Hospice Bed 63"x80"
- Neo Natal 36"x36"
- Crib 34-36"x48"
- Wheel Chair 36"x48"
- Nap Quilt 40"x55-60"



## Budgets, Budgets, Budgets....

### Guild Volunteers

It's our annual budget time again. All coordinators/chairs are responsible to help with the next year's budget even if you will be changing jobs. If you chair an event or coordinate one of our support activities, please review your budget and let me know any changes to expected income or expenses for 2016. If you expect your budget to remain the same as this year, I will use your 2015 budget amounts. Please send an email to me at [pjordan@ucsd.edu](mailto:pjordan@ucsd.edu).

Pat Jordan



August Quilter of the Month: Marci Schaffer



Silver Anniversary Quilt Challenge ~  
Viewers' Choice Marci Schaffer

## Grab This One Up!

Do you want to be in the thick of things? Do you want to know about Guild events, sometimes before they actually happen? Then Board Secretary is the position for you! You will be on the Executive Board, vote on important decisions on behalf of Guild members, and be responsible for keeping an accurate record of meetings. It's easy! Just follow the President's Agenda for both the General and Board meetings, and fill in the blanks. Templates from previous years are available.

Carole

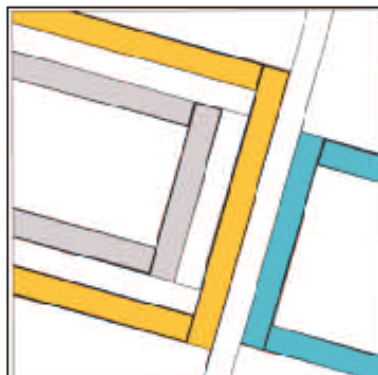
## Block of the Month

Page 1

### Block of the Month: Block 10—blocks due at the November meeting

Here is our next block -- we are getting so close to the end. We are still using our neutral color palette. The colors shown in these instructions are for illustration only. There is a picture below on the right and additional information about the palette is in the January 2015 newsletter. All blocks are 12.5" blocks — 12" finished. Remember these blocks come from the wonderful blog <http://www.sewmamasew.com/>. Please check out the site for other great projects.

This is an asymmetrical block with lots of negative space. It can be arranged any number of ways to create a bold graphic quilt.



Neutral color palette

#### Fabric Requirements: (If making two blocks –double this.)

Fabric A (background): ¼ yard

Fabric B (print): 1.5" wide scrap, at least 29" long

Fabric C (print): 1.5" wide scrap, at least 22" long

Fabric D (print): 1.5" wide scrap, at least 17.5" long

#### Cut List:

A1 = 9.5" x 3"

A2 = 10" x 1.5"

A3 = 8" x 5"

A4 = 1.5" x 7"

A5 = 7.5" x 1.5"

A6 = 8.5" x 4"

A7 = 1.5" x 15"

A8 = 4" x 5"

A9 = 6" x 6.5"

A10 = 5.5" x 2.5"

B1 = 10" x 1.5"

B2 = 1.5" x 11"

B3 = 7.5" x 1.5"

C1 = 8" x 1.5"

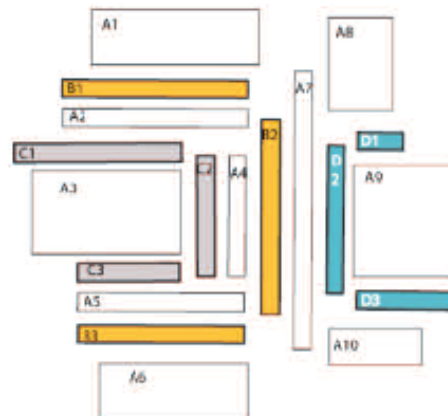
C2 = 1.5" x 7"

C3 = 6" x 1.5"

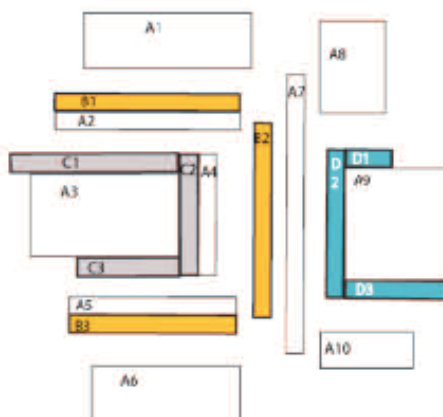
D1 = 3" x 1.5"

D2 = 1.5" x 8.5"

D3 = 6" x 1.5"



#### Assembling the Block:



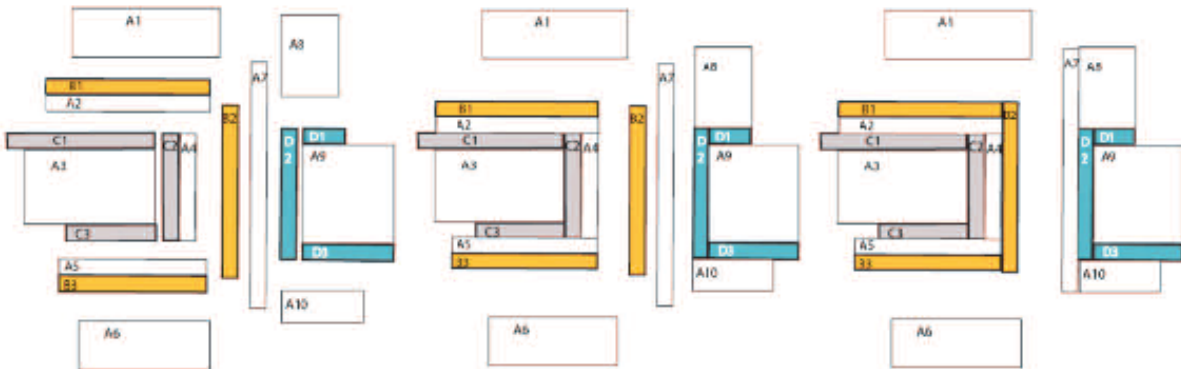
Press thoroughly between each step. Always sew with a ¼" seam allowance

1. Sew together B1 & A2.
2. Sew together A5 & B3.
3. Sew together C2 & A4.
4. Sew together C1 & A3 & C3.
5. Sew together D1 & A9 & D3.



# Block of the Month

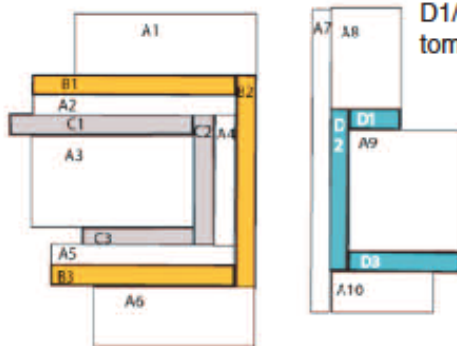
Page 2



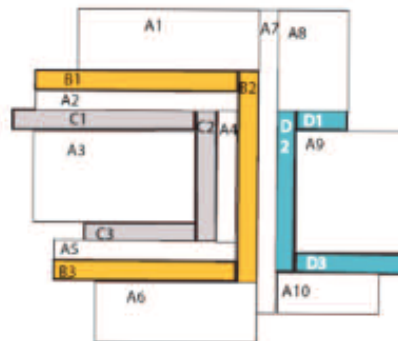
6. Sew C1/A3/C3 to C2/A4.  
7. Sew D2 to D1/A9/D3.

8. Sew B1/A2 to the top of C1/A3/C3/C2/A4 and A5/B3 to the bottom of it.  
9. Sew A8 to the top of D1/A9/D3/D2 and A10 to the bottom of it.

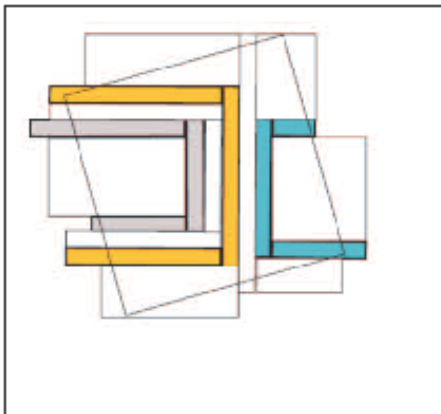
10. Sew B2 to the right side of your piecing from Step 8.  
11. Sew A7 to the left side of your piecing from Step 9.



12. Sew A1 to the top of your piecing from step 10 and A6 to the bottom of it.



13. Assemble the two piecing portions together, lining them up at the top.



14. Using a 12.5" ruler, if you have one, square up the block at an angle as pictured. Be sure to get the upper left corner in the A fabric and the lower right in the C fabric.

If you don't have a 12.5" ruler, consider drawing your cut lines before making a cut. You don't want to cut one side and realize you've cut too much off to get a full block out of the piecing.

Hope you have a great time sewing up this block!

Remember the drawings for the blocks 7, 8, and 9 will take place at the meeting this month in October. You still have time to turn those in!

Adriane Ridder  
Block of the Month Chair



## Celebrating Quilter of the Month

### Quilter of the Month Linda Duhe



Linda is going to stun you with her amazing life and the huge difference she has made. If you do not know her, just wait and see.

She started out in Los Angeles, going through schools in the San Fernando Valley, then UCLA and Biola planning to go into Christian education. But she couldn't seem to get a job in the area for which she was trained. So she went to Indonesia for 6 weeks for training for young people who were considering missions. This experience opened her eyes, and she started to apply for a full time missionary job. A single person needed a Masters Degree, so she went back to school, this time at Talbot. There she met Dale. Their courting included interviewing each other because they both wanted to only marry a person who wanted to devote their life to missions. After her graduation, they married. He had one more semester so they served in the pastorate of several churches in Missouri for 1 year.

They explored various mission boards, worked to pay off student loans and a year later they decided on Wycliffe Bible Translation. Linda and Dale went into 1 1/2 years of further training. It was decided their assignment would be the Philippines to a group that had no written language. It was 1983 and they moved to the Philippines for 20 years. They raised their family there in a house in the jungle that they built. They had 3 sons. One of their sons and his wife are now training to go on overseas mission work.

Part of their work was to create a written language for the people, teach them to read and to translate the New Testament for them. Last year the New Testament was finished and presented to the people in a special ceremony. See the pictures at the next guild meeting.

Now Dale and Linda are supervising healthcare, leadership and literacy mostly from here. They are also working on a dictionary for Palawano-English. The Palawanos indigenous tribe number 75,000 souls divided into 3 major groups, each with language variations. Now they cannot go into the area that was their home for 20 years because of rebel groups. In fact they had to live 2 years in Manila because of peace and order issues.

Linda taught a little sewing, but supplies were too little and there was no electricity for the vast majority. She taught the women to make children's clothes by hand from scraps. They were skilled at hand sewing.

Linda began sewing as a little girl of about 7 years old. She made doll clothes first with scraps and a needle and thread. Her mom then taught her to use the sewing machine. A lot of what she knows is self taught. She has made many items of clothing. In her early 20's she saw a quilt on a friend's bed and she loved it! It piqued her interest that you could cut up fabrics and arrange it into something new. Her first quilt was small, then patchwork curtains. After she and Dale began dating and then got serious, she started a bed quilt for them of big squares. She also liked Trip Around the World. She began by tying them with yarn and using a sheet for the backing. She loved the process, especially repurposing fabric. Her favorites now are traditional, paper piecing, string foundation and crazy quilts. She likes to design her own pattern. She made each of her sons a quilt commemorating their lives on mission for example (see upper left).

She made many a quilt before her first class in 1996 in a Ben Franklin Store in Orange County. She discovered magazines and books and self-taught herself mostly. When they moved here in 2004, she discovered our guild and was so happy to find other quilters. She also does a lot of philanthropy here and in her church. She loves to teach young people to sew in classes at her church. Linda likes the idea of Friendship Groups, but she is still working full time and has no extra time. Time is precious when you are doing monumental work. What a blessing she is to so many.

To nominate a member for quilter of the month Contact Marlene Oaks  
[sewingatlightspeed@yahoo.com](mailto:sewingatlightspeed@yahoo.com)



## November Elections

**It's almost time to elect a new Board to oversee our guild meetings for 2016! At the October meeting, I will be calling for nominations from the floor if we have not filled the Executive Board nominees. The 6 offices are: President, 1<sup>st</sup> & 2<sup>nd</sup> Vice Presidents, Secretary, Treasurer, & Ways & Means Chair. Please consider taking an office.....our wonderful guild depends on everyone doing your part and together we can continue to have the wonderful programs, speakers, classes & events that benefit us all so much.**

**There are also many appointed offices....some require very little time, others a bit more but usually can be worked around your schedule. There are procedure manuals, and many people willing to help you in any job. Most jobs require NO special talents or abilities, other than being willing & able to help. You will make new friends, learn new skills & have a lot of fun....and honest, you will still have time to pursue your favorite activity.....quilting & fabric arts!**

**Please contact me if you have any questions about a particular job & visit the sign up board at the meeting!**

**Cheri McDowell, Parliamentarian**



2015  
Silver  
Anniversary  
Quilt  
Challenge



## Charm Squares

Reminder - Don't forget your October charm squares of Geometric fabric! To participate in November Charm Squares (Fall fabric), see Diana Short to sign up - you must sign up in advance to participate.

For more information CALL Diana Short [805-312-5303](tel:805-312-5303)



## \* \* IMPORTANT INFORMATION \* \*

The By-Laws revisions have been approved by the Board and will be discussed and voted on at the OCTOBER membership meeting. The By-Laws is too lengthy to put into the newsletter for you to read, so an email was sent out to all members with an email address.


Please read the By-Laws in it's entirety and be prepared to asked questions you may have *before* the October guild meeting. It is the intention to also hold a vote to accept or reject the revisions.

The suggested By-Laws are also being posted on the website with the newsletter for those who do not have not listed an email address with the guild.



### 2015 Silver Anniversary Quilt Challenge

**Best Interpretation of Theme by  
Marlene Oaks**



**October Monthly Mini  
Created & Quilted by  
Jami Loudenback**





**2015 Silver Anniversary  
Quilt Challenge**

**Best use of Merlot  
Glenda Hassler**

***Looking for a few good Women (or Men)***

I am looking at a new position with the Guild next year that will not allow me the resources to serve in the positions that I have this last year.

I have had a great time serving as **Philanthropy Chair** and enjoyed the many opportunities to work with the members who give of their time and contributions to allow us to give quilts to needy people in our community. But first, these quilts hang in our annual quilt show in October.

As **SCCOQG rep** I get to go to the quarterly meetings and meet with other SoCal guild representatives and exchange ideas and learn how other guilds operate.

The Guild Auditor checks the financial transactions of the VOTMQG and reports to the board. This position would need someone familiar with business accounting. This position is very important , however, it doesn't take much time.

Please contact me if you have any questions or would like to know more about these opportunities to serve our wonderful guild. We can't do it without you!



Diana L. White

## 2015 Silver Anniversary Quilt Challenge



Valley of the Mist Quilters Guild  
Program and Room Set Ups

	January	February	March	April	May	June	July	August	September	October	November	December
									Anniversary Past Pres Trunk Show Challenge			
Program	Speaker	Speaker	Speaker	Speaker	Speaker	Brown Bag	Quilters University	Phil. Sew In	Quilt	Speaker	Member Showcase	Holiday Party
Block of the Month	yes	yes	yes	yes	yes	no	no	no	yes	yes	yes	no
Challenge Quilt	yes	yes	yes	yes	yes	no	no	no	yes	no	no	no
Charm Squares	yes	yes	yes	yes	yes	no	no	no	yes	yes	yes	no
Door Prizes	yes	yes	yes	yes	yes	no	no	no	yes	yes	yes	no
Library	yes	yes	yes	yes	yes	no	no	no	yes	yes	yes	no
Merchandise Table	yes	yes	yes	yes	yes	no	no	no	yes	yes	yes	no
Monthly Mini	yes	yes	yes	yes	yes	no	no	no	yes	yes	yes	no
Opportunity Quilt	yes	yes	yes	yes	yes	yes	no	no	yes	yes	yes	no
Philanthropy	yes	yes	yes	yes	yes	no	no	no	yes	yes	yes	no
Show and Tell	yes	yes	yes	yes	yes	yes	yes	no	yes	yes	yes	no
Refreshments	yes	yes	yes	yes	yes	yes	yes	yes	yes	yes	yes	yes
						Board provides			Dessert contest			Members Potluck



## 2015 Silver Anniversary Quilt Challenge Winners Results Recap



### QUILT CHALLENGE RESULTS



Congratulations to:

Glenda Hassler

Best use of Merlot

Laura Haskell

Best use of Silver

Marlene Oaks

Best in Theme

Marcí Schaffer

Favorite



And to all 22 winners who entered and showed us a  
wide array of creativity.

Be sure to see them hung together at the Quilt Show at  
Villa de Calabro on Main Street

## Of Interest



Come to the Glendale Quilt Guild's  
**"Midnight at the Oasis" BAZAAR**  
 Saturday, October 10, 2015

FREE 10:00 am – 4:00 pm  
 9:00 am early bird entry \$5

**Fabric – Fun – Fabric – Food – Fabric**  
 A Marketplace – Vendors – Quilts – Books – Patterns  
 Jewelry – Plants – Homemade Boutique Items – Pottery

First Congregational Church  
 2001 Canada Blvd., Glendale CA 91208

[www.glendalequiltguild.com](http://www.glendalequiltguild.com)

The Temecula Valley Museum at Sam Hicks Park has quilts on display by Clydene Sigle (former member of the guild who moved to Kansas a couple of years back, Phyllis Binkley, also a former member, current member of the Hemet guild and a speaker at our guild a couple of times, and Ann Turley, a speaker who has presented & taught at our guild. There may be other quilters whom you are familiar with as well.

So, check it out while you can!



### Hoffman Quilt Challenge – Two Collections!

2014 Collection: Aug 22 – Oct 4

2015 Collection: Sep 28 – Nov 1

A quilt and art lover's delight! This display of quilts is back by popular demand, featuring stunning quilts from fabric artists from all over the country. Artists are challenged to use the same fabric. The results are individual and intricate fabric masterpieces. View the 2014 collection and then be sure to come back to see the 2015 collection, too.



2014 First Place Appliqué Shella Riess

Visit [www.temeculavalleymuseum.org](http://www.temeculavalleymuseum.org)

## Of Interest...more to see!

### Quilts Galore...And more!

October 3, 2015



The museum will be buzzing with activity on Saturday, October 3rd. We will have 4 special events – come check them out!

#### Bi-Annual Fall Bazaar

Sam Hicks Monument Park 8:30am to 3:00pm

Explore what treasures await you in the Fall Bazaar. Sam Hicks Monument Park, located outside of the Temecula Valley Museum, will be transformed into a shopper's paradise. If you would like to be a vendor at this year's bazaar visit the Museum Bazaar information page.

#### Artist Meet & Greet with Phyllis Binkley

Museum Rotunda 10:00am to 2:00pm

Meet the artist behind the beautiful works of art that make up the exhibit "The Art of Quilts."

#### Quilt Trunk Show

Upstairs Gallery 1:00pm

Join master quilter, Allyson Allen, for a peek into her quilt trunk and insight into the stories behind her historic African American Quilts.

#### Storybook Saturday

Children's Touch History Exhibit 1:00pm

Enjoy tales of pioneers as told by a storyteller!

Visit [www.temeculavalleymuseum.org](http://www.temeculavalleymuseum.org)

### Join us for Farmhouse Threads Christmas Mystery Quilt Blog Hop!

For 10 weeks, beginning October 3<sup>rd</sup> we will share with you free patterns from some of our favorite designers to complete a Christmas Quilt just in time for Christmas. Each week, one designer will post the pattern to make a Christmas block using wool appliqué and embroidery on cotton. Week 10 will include the instructions to put all of these blocks together with some fun borders to complete your Christmas quilt. Finishing kits will be available from Farmhouse Threads.

Make sure you sign up for each designer's blog/website to receive the free patterns.

Please share our blog hop with your friends and have them follow along!



## 2016 Newsletter Special:

The newsletter chair is up for grabs! It's fun, it's creative, and it is appreciated by everyone, in and outside the guild. It's done in Publisher (or Letters in MAC, I believe). Publisher is very easy and fun to play with. There are so many choices.

If I could, I'd continue doing it, but unfortunately, right now in this time of my life, I am just not able to do so. If you chose to snag up this mission, I will work with you on the ins & outs. It truly is an exciting job! I don't have to be anywhere at any special time. I just show up at my computer, jammies and all, in my time, and work on it. Not much gets better than that!

Tina Sandoval



**Rita Dominguez ~ September Quilter of the Month**

**2015 Silver  
Anniversary  
Quilt Challenge**

~

**Best use of Silver**

**Laura Haskell**





## Please Support Our Advertisers

To advertise In this Wonderful Newsletter,  
Please contact Julie Nims

julieseews2@msn.com

### Moore's

A Fourth Generation Family Business

*Sewing Machines • Sewing Furniture  
Notions • Fabric • Vacuums  
Special Events • Classes*



We are excited to announce another Moore's location  
**NOW OPEN** in Temecula!

Come visit the new store and let us know what you think!

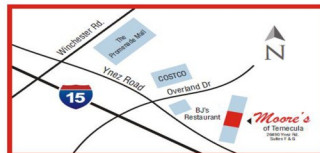
Our stores love to throw parties and host events, and our new Temecula location is no different.

Sign up for our monthly Sew Fun Club, attend one of our in-store or off-site sewing and embroidery events or classes, stop by to see the latest and greatest machines, or just to say "Hello!"

We would love to see your latest projects, help you complete that one you're stuck on, or suggest a new class for you to attend to learn a new technique.

Our Temecula Store Calendar is updated weekly on our website, be sure to check back often to see if there is something you would like to attend.

**www.moores-sew.com**  
**951-297-3796**



Valley of the Mist Quilters Guild Members receive 10%\* off regular priced fabric, accessories, software and sewing notions!

\*Savings from MSRP, cannot be combined with any other discounts or offers.

## Bluebird Quilts & GALLERY

Fabric • Classes • Custom • Traditional & Art Quilts

Janet & Stephen Bottroff

Sunday Noon-5pm • M-Th 10 am - 6 pm • Fri 10 am - 3 pm • Closed Sat.

www.bluebirdquilts.com

bluebirdquilts@att.net

909.514.0333

Toll Free 877.757.0333

22320 Barton Rd. Ste A, Grand Terrace, CA 92313



### Bonnie E. Hallett

Affordable—Starting at .01 per inch  
Fast Turnaround—Usually under 2 weeks  
Computer guided Pro-Stitcher

35109 Highway 79 #212

Warner Springs, CA 92086

760-782-3763

hallettb@att.net

Hallett's Quilting  
Service



## Please Support Our Advertisers

### Fat Quarters Quilt Shop



728 Civic Center Dr.  
(formerly Escondido Ave.) ~ Vista, CA 92084  
760-758-8308

[www.fatquartersquiltshop.com](http://www.fatquartersquiltshop.com)

Monday – Saturday 10 am – 5:30 pm  
Closed on Sunday

Over 4000 bolts including:  
Civil War and 1930's reproductions –  
Moda, Marcus, Andover,  
as well as numerous others!  
And, now ... Amy Butler!

Check out our 25% off Daily Sales!

Stop by and be inspired -  
Meet your friends at Fat Quarters Quilt Shop!

### Cozy Quilt Shop & SewCozy Sewing Center

Open 7 days  
a week



2940 Jamacha Road Suite H  
El Cajon, CA 92019

619-670-0652 [cozyquilt.com](http://cozyquilt.com)

**BERNINA**

### Quilts of Valor

Norma E. Enfield

P.O. Box 366

Murrieta, CA 92564

We are a 501(c)(3) non-profit organization

Creating Comfort, Love & Respect  
for our Veterans, one quilt at a time

(951) 698-8791


[quiltingtwin@verizon.net](mailto:quiltingtwin@verizon.net)

[www.QOVFTemecula.org](http://www.QOVFTemecula.org)

### *I'd Rather Be Quilt' n*

12 Years Long-Arm Machine Quilting  
Professional Quality Work @ Affordable Prices  
Custom/Pantographs  
Pantographs Quilted Edge to Edge  
Large Pattern & Thread Selection  
Quilter's Dream Battings (100% Cotton, 70/30, poly, wool)  
Warm & Natural Batting  
Smoke-Free Environment  
*Ruth A. O'Neill*

951-699-4887 Temecula






## Valley of the Mist Quilters

PMB 435  
27475 Ynez Road  
Temecula, CA 92591

[http://www.  
valleyofthemistquilters  
.com/](http://www.valleyofthemistquilters.com/)



Our Meeting Location

Community  
Recreation Center  
at 30875 Rancho Vista  
Rd. Temecula

Exit the 15 Freeway at  
Rancho California Road  
and go east. Go to Ynez  
Road and turn right. Go to  
Rancho Vista Road and  
turn left. It is  
approximately 1  $\frac{1}{2}$  miles &  
on the right-hand side.

Meetings are the second  
Tuesday at 7 p.m.  
Social Time 6:30 PM  
All sewers welcome.

Please deliver promptly to:

## Mission Statement

Our Guild was formed in 1990 and is a non-profit organization.

The purpose of our Guild is to promote cooperation and the  
exchange of ideas among those persons interested in or  
engaged in quilting and to further the education and  
skill levels of our members.



### Reminders:

- Meeting Oct. 13
- Be prepared to vote on By-Laws revisions
- Bring US Vets donation.
- Don't forget your Charm Squares
- Got news? Bring it to your editor!
- Retreaters: Bring a Payment Installment
- Looking ahead: November Elections
- Sign-up for position in the guild!
- October Babies - Bring a Birthday Door Prize & Hospitality Table Goodie
- Get your newsletter articles in no later than the 20th of each month.
- Got your Block of the Month completed? Bring it!
- Board Meeting - Monday, Oct. 19