



Volume 25 Issue 9

September, 2015

# Baste & Banter



## Inside this issue

Want Ad	2
Quilt Show News	3
Show & Tell	4
Workshops	5
US Vets Update Philanthropy	6
Opportunity Quilt	7
Block of the Month	8
Celebrating Quilter Of the Month	10
Challenges Charm Squares	11
Pet Beds	12
Final Call 2016 Board Elections	14
Of Interest	15
Quilt Show Flyer	16
Quilt Show Forms	17
Advertisers	20
Mission Statement	22
Reminders	
Meeting Information	



Hello Quilters!

Summer is gone and we are on our way on to the busy pursuits of fall. Valley of the Mist Quilters Guild has much going on in the coming months.

September is our anniversary month and our meeting will be all about the party! Plus, all of our regular meeting sidebars will be back...door prizes, merchandise table, block of the month, charm squares, library, monthly mini, philanthropy and show and tell...lots to see and do. Our challenge quilts will be on display and you'll be voting for the winners. We will also have our annual dessert contest (yum). Marlene has some great prizes for the winners so get ready for the competition.

Continued Page 2

## President's News

Continued from First Page...

October is our 17<sup>th</sup> Annual Outdoor Quilt Show. Gail Ledbetter, Ellen French and the quilt show committee are working hard to make this year the best show ever and they need participation from all of us. We've had many changes and trials regarding the show this year, but this hardworking team has risen to every challenge. I am so looking forward to that first Saturday in October...to me, there is nothing as sweet as seeing all of our beautiful quilts with their magnificent colors and patterns waving in the Temecula breeze as they decorate Old Town. I'm hanging four and challenge you all to match or exceed me. We've witnessed so many beautiful quilts in our show and tells this year and it would be a shame not to share them with the visitors who come from far and near to see them on quilt show day. Quilt fairies we're calling for you to come!

Off now to out the finishing touches on my challenge quilt and looking forward to seeing all of yours.

All my best,

Shirley



## MEN WANTED!!!



©Kidsfront.com

We will need men to help hang ropes throughout Old Town on Friday, Oct 2 starting at 5:00 p.m. or as soon as they can get there. Please rally those husbands, sons and grandsons. The high school students can earn community service hours for this, too. We are usually finished by 7:00 - 7:30 p.m.



© Toons4Biz \* www.ClipartOf.com/17266

## Quilt Show News



**2014 Quilt Show**

It's only a few short weeks until October 3 and our 17th annual Old Town Temecula Quilt Show and we need more quilts to display. Please mail your display forms to Gail Ledbetter or bring them to the September general meeting. We welcome each and every quilt; they will all look beautiful hanging in Old Town. I will start assigning the spaces to hang your quilts after the Sept meeting and will notify you by email or phone of your space. I will try to give you the space you requested but it can't always be done. Please have your quilts up no later than 10:00 am and leave them up until 4:00 pm. If possible take down the ropes in your area and return them to me at the October meeting. If you can't get them down we will go through town and gather the ropes left behind. There will be volunteers from the Kiwanis club roaming through town providing some security for us this year.

If possible, please wear aprons, blue pants or skirts and white tops and your name tags so people will know who to ask directions and questions of. This is a suggestion, not a requirement. When hanging your quilts please be careful not to block doorways or walkways. There will be clothes pins and skirt hangers to hang your quilts with at the auction site in the theater courtyard and at the North-West corner of 6th Street and Old Town Front Street, in front of the Gardeners Cottage.

Patricia Ogden will be circulating with the volunteer signup sheet at the September meeting. I will remind you of your volunteer job by email or phone.

Small and Large auction quilts are due at the September meeting with their completed forms attached with a safety pin to the right lower corner of the quilt. The large quilts should be folded right side out with the form on the top.

Continued Page 4

## Quilt Show News



The quilt walk starts on the 19th of September so all participants should have their quilts in the shops a day or two before then. I will also send out a reminder regarding it.

If you have postcards you are not going to be able to distribute please bring them to the September meeting and put them on the information table. I will try to make sure we use them all.

All Quilt Show forms are on the guild website and attached to this newsletter.

Thank you all for your help and support!

Gail Ledbetter [951 312 4927](tel:9513124927) [gailledbetter@hotmail.com](mailto:gailledbetter@hotmail.com)

32173 Jubilee Rd Winchester, CA 92596

## Show and Tell

We are excited when a lot of members bring their quilts to Show and Tell. Remember that we are all levels of quilters and every quilt can be an inspiration to someone.

Please come to our table and sign the quilt name/description and your name into our register. Then sign a ticket for each quilt and place it in the jar. In November we will have a drawing for the gift boxes we are preparing.

We have tables in the back where we would like you to lay out your quilts so all can see them before the meeting and at break.

Last month we were unable to have Show and Tell, so please bring back your quilts if you are able.

Thanks for all your support,  
Dot Demmin and Linda Duhe 951-461-2443





## Workshops

October 13th

Write it down

### THE Lenore Crawford is coming to us!

What an evening we shall have, imagine  
seeing many of her masterpieces.  
And Wednesday and Thursday she will be  
teaching classes.  
Anywhere else, this experience would be  
expensive. But for you,  
Tuesday—free  
The 2 days of classes—\$60 for members  
A few spots left for the class  
To reserve your spot, bring your deposit to  
the September meeting.

[www.lenorecrawford.com](http://www.lenorecrawford.com)  
See for yourself

For more information contact Marlene Oaks at  
[sewingatlightspeed@yahoo.com](mailto:sewingatlightspeed@yahoo.com)

## US Vets Update

I have great news for all of you who have made pillowcases for the veterans' holiday party. We are very close to our target number of 140 pillowcases. A big thank you to Norma Enfield and her magic sewing elves who donated 70 pillowcases!

I would like to thank all of you who brought in personal items for our veterans.

I recently contacted US Vets and was told that they have enough toiletries. This is a list of what they really need now:

- . Brooms
- . Mops
- . Silverware (in good condition)
- . Cleaning Supplies
- . Bleach
- . Ajax
- . Toilet Paper
- . Towels
- . Paper Plates
- . Paper Napkins
- . Pillows



If you have any extra items laying around, please bring them in!

For more information on US Vets please contact Eddie Estrada, Executive Director at [951-999-9120](tel:951-999-9120) or visit [www.usvetsinc.org](http://www.usvetsinc.org)

Lynn Korito

## Philanthropy

This month's Philanthropy sew-in is Saturday, September 26th at the Heritage Mobile Home Park clubhouse.


Come for a fun day with friends. Hope you can make it!



Diana L. White

COMFORT QUILTS	
Recommended sizes . . .	
• Hospice Bed	63"x80"
• Neo Natal	36"x36"
• Crib	34-36"x48"
• Wheel Chair	36"x48"
• Nap Quilt	40"x55-60"

## Philathropy Sew-In



Annual August Philanthropy Sew-In

## Opportunity Quilt



LAST CHANCE. The September meeting is your last chance to get your opportunity quilt ticket stubs in along with the \$20.00. Actually, the winning ticket won't be drawn until the end of the large quilt auction on October 3rd at the quilt show. However, we all have one or more jobs to do at the quilt show, so don't count on getting your ticket stubs in to the drawing at the last minute. Bring the tickets and money to the September guild meeting. If you are unable to attend the meeting you can send the ticket stubs and a check to me. Good luck to everyone on winning the quilt.

Gloria Bachmann



## Block of the Month

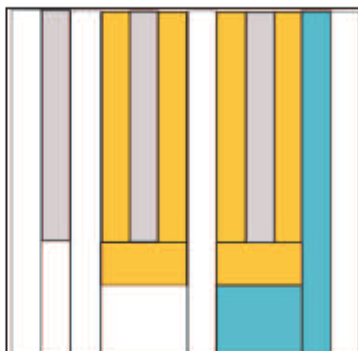
Page 1

### Block of the Month: Block 9--blocks due at the October meeting

Here is our next block, it is a much simpler block than last month. Nothing complicated, just a graphic, simple block that lends itself to many fun quilt layouts. Also, just a reminder, the past four blocks are all due at the September meeting. So if you haven't turned in the blocks 5, 6, 7 or 8 you still have time.

We are still using our neutral color palette. The colors shown in these instructions are for illustration only. There is a picture below on the right and additional information about the palette is in the January 2015 newsletter. All blocks are 12.5" blocks — 12" finished

This block, along with all the other blocks this year are from the blog <http://www.sewmamasew.com/>. Check out this blog it really has great ideas.



Neutral color palette

**Fabric Requirements: (If making two blocks -- one to keep --double this.)**

Fabric A (background): 3" width of fabric (WOF) strip (cut A4 first and then all of the 1.5" wide pieces)

Fabric B (print): 1.5" WOF strip

Fabric C (print): 2" WOF strip (from this, cut C2 and C5 before cutting 1.5" wide pieces)

Fabric D (print): 3.5" x 15.5" scrap or bigger

#### Cut List:

A1, A3, A5, A6 = 1.5" x 12.5"

A2 = 1.5" x 4.5"

A4 = 3.5" x 3"

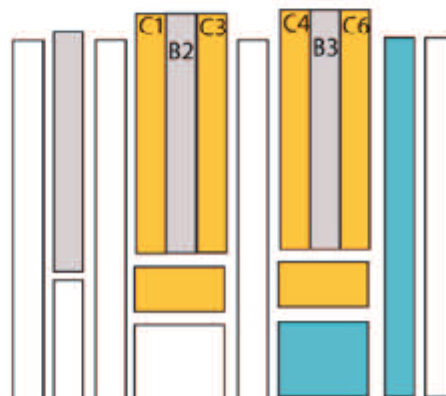
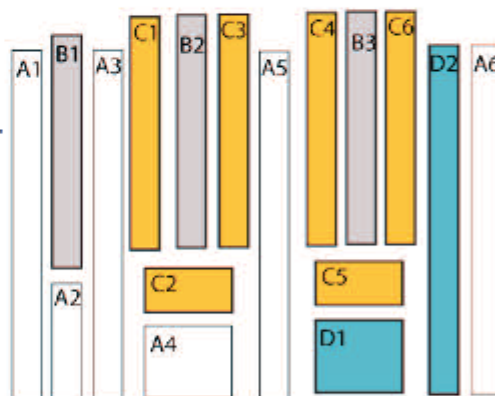
B1, B2 and B3 = 1.5" x 8.5"

C1, C3, C4, C6 = 1.5" x 8.5"

C2, C5 = 3.5" x 2"

D1 = 3.5" x 3"

D2 = 1.5" x 12.5"



#### Assembling the Block:

Always use a 1/4" seam allowance while piecing.

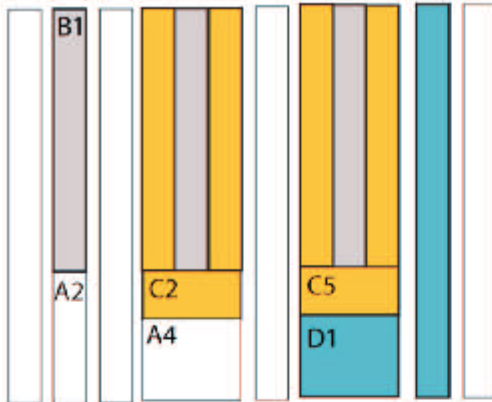
1. Assemble C1, B2, C3 and C4, B3, C6.



## Block of the Month

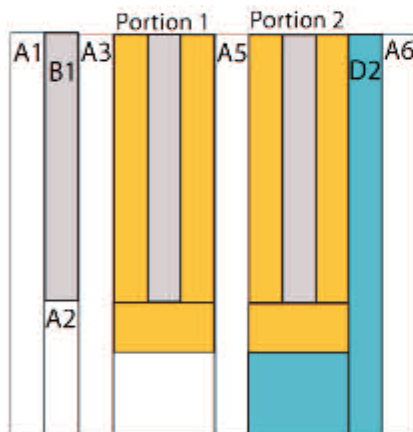
Page 2

2. Assemble B1 and A2.



3. Assemble portion C1/B2/C3 to C2 and A4.

4. Assemble portion C4/B3/C6 to C5 and D1.



5. Now, working left to right assemble A1, B1/A2, A3, Portion 1, A5, Portion 2, D2 and A6. Your block is complete– Quick and simple!

This is a simple block that looks great.

By the way, I am beginning to work on ideas for Block of the Month for 2016. Let me know if you have any suggestions. I will change the color palette next year, so for those of you that plan to participate, let me know if you have any preference and I will take that into consideration.


Thanks

Adriane Ridder  
Block of the Month Chair



## Celebrating Quilter of the Month

### Celebrating Quilter of the Month Rita Dominguez



A bouncing bubble of enthusiasm is an accurate description of our Rita Dominguez. It is fitting that she is quilter of this particular month, our 25th Anniversary month, as she is one of our longest standing members.

I remember the old Kaiser Hospital by the old steel plant in Fontana. Do you? Rita and her twin sister came into the world in that very hospital. They went to Bloomington School in Fontana. Rita went on to Valley College and studied Liberal Arts. She studied Accounting, Spanish and Child Development at Chaffee College - quite a diverse education! Rita was a teacher's aide from the time she was seventeen until she was twenty-four. She says really she got excited when she saw the kid's eyes light up when they "got it."

At the tender age of nineteen, she and Ernie got married. They met on the school bus when she was a freshman and he was a senior in high school. They dated, got married, and he went off to the Vietnam War. Quilts of Valor made him a quilt, and it was such a blessing to him. Rita adores Quilts of Valor.

In 1976, while still a teacher's aide, her son was born and she often took him with her to work. Her daughter came along shortly. She was two and her son was in preschool when Rita went to Chaffee College. Did I mention she also worked? Rita worked for H.R. Block for two years, followed by the Sun Telegram newspaper for 5 years doing all sorts of jobs including running a couple of bureau offices.

When the children got to Junior High age, she resigned. Rita & Ernie turned to Temecula to build their home. Ernie had worked in the area and they'd fallen in love with it. Together, they found it a great place to raise their family. Rita loves her sheep and her dogs, but recently coyotes killed eight of her nine sheep, paining her greatly. Rita also loves to do yard work and gets excited when Ernie gets her new tools for the yard. She loves her family, and is often involved with her parents, children and grandchildren. They now have seven grandchildren, and they all live locally.


Rita began sewing at the age of five - aprons, skirts and simple things, plus knitting and crocheting. She made many of her own school dresses. She continued sewing, and then one day in Jo-Ann's Fabric she overheard a conversation about our Guild. She thought that was just what she needed. Her first quilt was made of stars from old Levi jeans. She came for two years until she realized you were supposed to join. Rita hung a quilt in the first quilt show, which Dawn McKenzie started. Rita still has a passion for our quilt show and for philanthropy. She told me that it amazes her that only one-hundred people are able to put on such a wonderful quilt show every year. Rita also loves the Temecula Independence Day parade and is extremely excited that the guild's float won 1st place this year. Thank you Rita & Ernie for helping to make it great!

Rita shared with me that, "Gloria is my hero. She makes so many quilts and is very generous." Rita loves to come to meetings as she is so inspired that she goes home jazzed. Rita's favorite form of quilting is appliqué and handwork. She loves the classes. We are so grateful, too, that she often procures the Glen Oaks Clubhouse for us to use for our workshops.

Rita's sewing collection amazingly includes eight sewing machines, one being a sit down longarm machine.

She says she plans to be part of the guild until the day she dies, and, wow, are we thankful for that.

To nominate someone, contact Marlene Oaks  
[sewingatlightspeed@yahoo.com](mailto:sewingatlightspeed@yahoo.com)



## 2015 CHALLENGES—GOOD LUCK EVERYONE!

### Dessert Contest



**25th Anniversary Version**  
Of our popular September birthday  
dessert contest

#### CONTEST GUIDELINES:

- ♦ Pick your most delicious and gorgeous dessert recipe (must be homemade)
- ♦ Make enough so that there will be 80 bites so all can taste your delightful dessert.
- ♦ Make a sign with the name of your dessert and any possible allergic ingredients such as peanut.
- ♦ As a courtesy, it would be nice if you had a stack of the recipe available, of course unless it is a guarded family secret.
- ♦ To enter you must sign up by August.
- ♦ You can enter as an individual, a friendship group, or other small group.
- ♦ You must be a guild member to enter.

There will be prizes of gift certificates for 1st and 2nd place in 2 categories:  
1) the most delicious,  
2) most related to the 25th anniversary theme  
For more information, contact Marlene Oaks

### Challenge Quilt 2015

Think:

- ♦ 25
- ♦ Silver
- ♦ Merlot



September is our big silver 25th anniversary!

*Take the challenge to make a quilt honoring this very big year.*

*Pick up the guidelines at the meetings (or ask Marlene to email them to you) and bring your entry to the September meeting.*

*Prizes + ribbons*

*And lots of fun*

*For more information contact*

**M. Marlene Oaks**

**[sewingatlightspeed@yahoo.com](mailto:sewingatlightspeed@yahoo.com)**



### Charm Squares

Reminder - Don't forget your September charm squares of Oriental fabric! To participate in October Charm Squares, see Diana Short to sign up - you must sign up in advance to participate.

For more information CALL Diana Short [805-312-5303](tel:805-312-5303)



## Pet Beds

### **PET BED INSTRUCTIONS** ( or: How to make a pup or kitty smile)

Hello All!

Greetings from Tawnya O'Herron and Maureen Nelson.

We are the " pet bed people". We make and collect pet beds from our members and distribute them to various rescue groups and to some of the local shelters. Some of the shelters have declined our generosity due to several factors. In the past, the beds have torn open, and clogged plumbing, or posed a threat of abdominal issues with dogs mistaking them for a T-Bone! (If you have ever seen a dog rip open and chew up a toy, I am sure that you can understand their concerns.) Another concern was that they were hard to wash. The weight of some of the beds when wet was not washer friendly.

With that in mind, and after talking with a rescue group, we came up with the current methods, that satisfies both the "dogs" and their temporary caretakers!

Recently, we received a request for instructions on how to make a pet bed or crate mat. What we do is really quite simple, and here are 2 ways to make them.

### **The First Way**

1) Take all leftover batting strips , squares, and quickly zig zag them together to form larger pieces. It doesn't matter if they overlap as it really is just the stuffing and will be quilted. (I have sometimes placed odd size pieces on a piece of muslin and just sewed across to hold them together. It doesn't have to be perfect as it will all be quilted in the end and will hold together nicely.) The more layers the better.

2) Cut 2 pieces of fabric to the desired cat bed or dog bed size. That can be ANY size, as cats and dogs vary in size from small to large. Use whatever you have for the beds, or we have donation fabric available at the meetings.

3) Measure or lay the fabric on the batting that you have pieced together and cut 2 pieces of the batting about ¼ to ½ inch smaller than the bed fabric around the sides and bottom, and 1 to 2 inches shorter on the top where it will fold over later to close.

4) Next sew the bed fabric right sides together on 3 sides (pillow case style). Gently put the batting inside the bed, pushing it into the corners and working the batting to lay flat. You can press it, if you wish.

Continued page 13



## Pet Beds

5) Now you can quilt lines up and down the bed and across. How far apart you quilt is up to you, and the size of the bed. Fold over the open ends and sew down. Done!

### The Second Way

- 1) The second way is much the same, except the batting is cut about the same size as the bed fabric on the 2 sides and bottom, and 1-2 inches shorter on the top where it folds over later.
- 2) Lay the bed fabric right sides together, and lay the 2 cut pieces of batting on top of the fabric. (It will be on the wrong side of the top piece of fabric.)
- 3) Sew up the sides and the bottom catching the batting in the seams.
- 4) Turn right side out, and the batting is already intact,
- 5) Quilt with lines or even practice your feathers and fold over the top and sew it closed!

Also, you can use old towels, and blankets for batting layers. They all work. I even took some old pillows that I was going to toss and turned them into a thicker bed. I put them into corduroy fabric and put Velcro on the ends. That made the cover washable like the other beds.

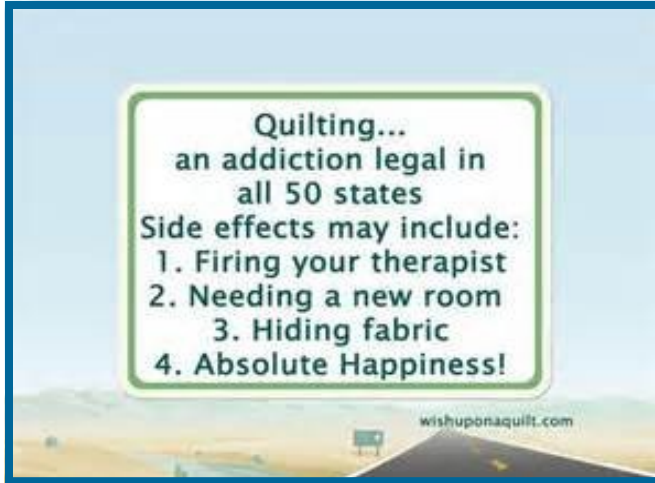
I hope this helps anyone who has been "dying to make a dog bed", but not sure how to proceed. We appreciate all of you who help us regularly, and take the time to make up these beds & mats.

One of the rescue shelters gives the dog bed to take home when the dog is adopted. The dog has something familiar with him in his new home. Now doesn't that just give you a "warm fuzzy" and make you smile! Get cracking ladies and sew up a dog bed! "Sew many dogs, sew little time." Okay, okay...dumb....but you get the point!

Tawnya and Maureen



## FINAL CALL FOR BLOCKS:



If anyone has a block they made for Shirley's President's quilt, please bring it to September guild meeting.....absolute last date! Thank you for participating & look for quilt presentation in November.

Cheri McDowell, Past President

## 2016 BOARD ELECTIONS

In just 2 short months (November), we will be electing our Executive Board members for 2016! The executive board consists of President, 1<sup>st</sup> & 2<sup>nd</sup> VP's, Secretary, Treasurer, & Ways & Means. All board members are volunteers and there are approximately **36 positions** to be filled in total!

At the September 9<sup>th</sup> meeting, I will have a sign up board and information (job descriptions) on all of the positions. Some positions may be held by more than 1 member, so think about signing up with a friend. Many of these jobs can be done only at meetings, and others require more time at home but can be worked in to your own schedule.


If you have never held a job in the guild, I highly recommend it as a way to meet new friends and learn new skills. Speaking from experience, I have learned many new computer skills, new quilting skills & ideas and most importantly, made many of my best friends by working in quilt guilds.

Our previous boards have worked hard to make sure that job descriptions and user manuals are available for each job. There is also always help available from other board members....our guild is outstanding due to the cooperative, helpful & giving spirits of our members. Guilds need new members and changing board members to grow with new ideas and more opportunity for all members.

**Please think about what you can offer to keep our guild strong and outstanding: willingness to help, skills, time, or new ideas.....and see me & the sign up board in September!**

Cheri McDowell, Parliamentarian

## Of Interest—September 2015



### **Harvest of Quilts - Quilt Show Presented by Flying Geese Quilters Guild September 26 & 27, 2015**

The Flying Geese Quilters Guild presents its quilt show, "A Harvest of Quilts" (<http://www.HarvestOfQuilts.com>) on Saturday, September 26, 2015, 10 a.m. - 4 p.m. & Sunday, September 27, 2015 10 a.m. - 3:30 p.m. at SOKA University in Aliso Viejo, California. Over 300 traditional and non-traditional style quilts will be on display. It brings together the "best of the best" in quilting, with aisles of displays, retail exhibits, craft boutique, antique quilts display and a live quilt auction at 2 p.m.



### **North County Quilters' Association**

Celebrating our 30<sup>th</sup> Anniversary. Come and enjoy our Annual Quilt Show & Sale (to benefit local charities)



Food, Vendor Mall, Boutique Items, Book Sale, Raffle Baskets & Quilts for Immediate Sale.

Date: Saturday, September 26<sup>th</sup>, 2015  
Time: 10am to 4pm  
Location: The Williams Barn- Walnut Grove Park  
1950 Sycamore Dr. San Marcos, CA. 92069  
(Just off Twin Oaks Valley Rd. & Olive St.)

Cost: \$5 Bring a copy of this article & receive \$1.00 off

Under 8 & Over 80 in FREE !!

For more information contact: Carrie Harrison #760-822-9977  
[harrison.carrie@gmail.com](mailto:harrison.carrie@gmail.com) or [www.ncountyquilters.com](http://www.ncountyquilters.com)



## QUILT SHOW

The City of Temecula and the Valley of the Mist Quilters Guild  
Invite you to visit our quilt show

### 17th Annual Old Town Temecula Outdoor Quilt Show

Saturday, October 3, 2015  
10:00 AM to 4:00 PM  
Free Admission

Live auction at 1:00 p.m. at the Old Town  
Theater Courtyard  
42051 Main Street, Temecula, CA.  
Cash, Checks and Credit Cards.  
A portion of the proceeds will benefit local charities

Hundreds of quilts will be displayed throughout Old Town  
from porches, eaves and balconies  
From September 18th to October 3rd our annual Quilt Walk will feature member quilts  
hung inside designated merchants in Old Town Temecula

Visit our featured quilter Leora Raikin in person next to the Theater Courtyard.  
([aflembroidery.com](http://aflembroidery.com))

Other opportunities include:  
Small quilt silent auction 10:00 - 12:30 in front of  
Old Town Antique Faire  
28601 Old Town Front Street  
Drawing for Opportunity Quilt at the end of live auction  
Vendors at Conference Center at Temecula Civic Center (41000 Main Street)

For more information call 951-694-6480 or 951-312-4927

Email [votmqg@yahoo.com](mailto:votmqg@yahoo.com)

Website [www.valleyofthemistquilters.com](http://www.valleyofthemistquilters.com)





## QUILT SHOW FORM

### OLD TOWN TEMECULA OUTDOOR QUILT SHOW

October 3, 2015

### LARGE QUILT AUCTION FORM

Due Date (Quilt and Form) by the September 8, 2015 Guild Meeting  
Please use a separate form for each quilt. PLEASE PRINT and fill in completely.

\*\*Quilter's name \_\_\_\_\_

\*\*\*If this is a group quilt, please list everyone who participated in the space above. Thank you.

Address \_\_\_\_\_

Phone: Home \_\_\_\_\_ Cell \_\_\_\_\_

Email (one that you check regularly) \_\_\_\_\_

NAME OF QUILT TO BE AUCTIONED: (must have a name)

DIMENSIONS: \_\_\_\_\_ PATTERN: \_\_\_\_\_

Check type of quilt: ☐ wall ☐ lap ☐ double/full ☐ queen ☐ king

CHECK ALL THAT APPLY TO THIS QUILT:

☐ Hand-pieced ☐ Hand-quilted ☐ Hand appliqued

☐ Machine pieced ☐ Machine quilted (by whom?)

☐ Machine appliqued ☐ Vintage? If so, circa \_\_\_\_\_

Any additional details: \_\_\_\_\_

Reserve amount, if any: \$ \_\_\_\_\_

Please read and sign the following:

I understand that this reserve amount means that if bidding does not reach this amount, the item will be returned to me, unsold. I understand that I may elect to receive 50% of the proceeds of the sale of this item, or I may elect to donate 100% of the proceeds to the guild I understand that the guild may choose to donate all or part of the proceeds to a charity.

I wish to do the following (choose one):

☐ Receive 50% of the proceeds.

☐ Donate 100% of the proceeds to Valley of the Mist Quilters Guild.

Signed \_\_\_\_\_ Date \_\_\_\_\_

Valley of the Mist Quilters Guild thanks you for your generosity.

Forms are available on the Website

## QUILT SHOW FORM

### 2015 OLD TOWN TEMECULA OUTDOOR QUILT SHOW SMALL QUILT / TABLE RUNNER AUCTION FORM

\*Please use a separate form for each quilt or table runner.

\*PLEASE PRINT

This year at our quilt show on October 3, 2015, we will have a Small Quilt/Table Runner Silent Auction with a "Buy Now" feature, such as found on eBay. Bidding amounts and "Buy Now" prices to be determined by quilt show committee.

**Small Quilt Donations:** The perimeter of your small quilt should be no larger than 100 inches total (25"x25", or any combination/shape that equals 100 inches or less around the outside edge)

Subjects you might think about are: seasonal, holiday, landscape, ocean, wine/grapes, food, Temecula valley related (think hot air balloons, vineyards, etc.), animal, baby/child, art quilts, or any of your latest wonderful creations! Think bright fabrics and/or current color schemes.

Quilts may be machine or hand pieced, quilted or appliquéd, embellished, framed, traditional or contemporary, hanging sleeve or not. A label with your name, city & date is a welcome addition.

**Table Runner Donations:** This year we will also accept table runners for the silent auction. Table runners may be any size that would fit on an ordinary dining table. Some ideas are holiday variations, or seasonal colors & fabrics (think spring or fall) & these may be machine or hand pieced, machine or hand appliquéd & machine or hand quilted. A label may be added to the back of the runner.

Your Name \_\_\_\_\_  
Address \_\_\_\_\_

Phone Home: \_\_\_\_\_ Cell: \_\_\_\_\_

Email (one that you check regularly) \_\_\_\_\_

\* \* \* \* \*

QUILT or RUNNER YOU ARE DONATING: (name) \_\_\_\_\_

PATTERN: \_\_\_\_\_

DIMENSIONS: \_\_\_\_\_

CHECK ALL THAT APPLY TO THIS QUILT:

\_\_\_ Hand-pieced      \_\_\_ Hand quilted      \_\_\_ Hand appliquéd  
\_\_\_ Machine pieced      \_\_\_ Machine quilted      \_\_\_ Machine appliquéd

Additional details: \_\_\_\_\_

**Your quilt/runner along with this form is due by or at the  
September 8, 2015 guild meeting.**

Please read and sign the following:

I understand that by donating this item to Valley of the Mist Quilters Guild for the Old Town Temecula Outdoor Quilt Show's "Small Quilt Auction", I am donating 100% of the proceeds of that sale to the Guild.

Signed \_\_\_\_\_ Date \_\_\_\_\_

**Valley of the Mist Quilters Guild thanks you for your generosity.**

## QUILT SHOW FORM

**OLD TOWN TEMECULA OUTDOOR QUILT SHOW October 3, 2015**  
**DISPLAY OF PERSONAL QUILTS OPEN TO GUILD MEMBERS ONLY**  
**QUILT DISPLAY REGISTRATION FORM Due Date August 11th Guild Meeting**  
You will be hanging your quilts at your assigned location on Saturday, October 3, before 10 a.m.  
For Mail-in Registration See Below  
**PLEASE PRINT and fill in completely**

Quilter's Name \_\_\_\_\_  
Address \_\_\_\_\_  
Phone: home and cell \_\_\_\_\_  
Email (one that you check regularly) \_\_\_\_\_  
Number of quilts you wish to display: \_\_\_\_\_  
Their exact measurements \_\_\_\_\_

Number of labels you would like to sew to the back of your quilts after the show \_\_\_\_\_

Friendship group (if applicable): \_\_\_\_\_

\*Location preference: \_\_\_\_\_

\*Please note that we cannot guarantee this location.

You can prevent damage to or theft of your quilt(s) by hanging a clean sheet behind any quilt you display, and by not leaving your quilt unattended.

Please read and sign the following:

I understand that I alone am responsible for the safety and well being of any quilts I display in the Old Town Temecula Outdoor Quilt Show. I agree to hold harmless the Valley of the Mist Quilters Guild in the event of any damage to or theft of my property. I further understand that both the Guild and show attendees will probably photograph my quilt(s), as the quilts will be hanging in a public place. I hereby grant permission to the Valley of the Mist Quilters Guild to publish any photographs of my work displayed in this show for non-commercial use.

Signed \_\_\_\_\_ Date \_\_\_\_\_

Valley of the Mist Quilters Guild thanks you for your participation.

Mail in registration must be postmarked by August 14<sup>th</sup> and mailed to:

Quilt Registrar  
32173 Jubilee Road  
Winchester, CA 92596

## Please Support Our Advertisers

To advertise In this Wonderful Newsletter,  
Please contact Julie Nims

[julieseews2@msn.com](mailto:julieseews2@msn.com)

### Moore's

A Fourth Generation Family Business

*Sewing Machines • Sewing Furniture  
Notions • Fabric • Vacuums  
Special Events • Classes*



We are excited to announce another Moore's location  
**NOW OPEN** in Temecula!

Come visit the new store and let us know what you think!

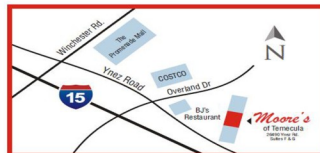
Our stores love to throw parties and host events, and our new Temecula location is no different.

Sign up for our monthly Sew Fun Club, attend one of our in-store or off-site sewing and embroidery events or classes, stop by to see the latest and greatest machines, or just to say "Hello!"

We would love to see your latest projects, help you complete that one you're stuck on, or suggest a new class for you to attend to learn a new technique.

Our Temecula Store Calendar is updated weekly on our website, be sure to check back often to see if there is something you would like to attend.

[www.moores-sew.com](http://www.moores-sew.com)  
951-297-3796



Valley of the Mist Quilters Guild Members receive 10%\* off regular priced fabric, accessories, software and sewing notions!

\*Savings from MSRP, cannot be combined with any other discounts or offers.

## Bluebird Quilts & GALLERY

Fabric • Classes • Custom • Traditional & Art Quilts

Janet & Stephen Bottroff

Sunday Noon-5pm • M-Th 10 am - 6 pm • Fri 10 am - 3 pm • Closed Sat.

[www.bluebirdquilts.com](http://www.bluebirdquilts.com)

[bluebirdquilts@att.net](mailto:bluebirdquilts@att.net)

909.514.0333

Toll Free 877.757.0333

22320 Barton Rd. Ste A, Grand Terrace, CA 92313



### Bonnie E. Hallett

Affordable—Starting at .01 per inch  
Fast Turnaround—Usually under 2 weeks  
Computer guided Pro-Stitcher

35109 Highway 79 #212

Warner Springs, CA 92086

760-782-3763

[hallettb@att.net](mailto:hallettb@att.net)

### Hallett's Quilting Service



Please Support Our Advertisers

## Fat Quarters Quilt Shop



728 Civic Center Dr.  
(formerly Escondido Ave.) ~ Vista, CA 92084  
760-758-8308

[www.fatquartersquiltshop.com](http://www.fatquartersquiltshop.com)

Monday – Saturday 10 am – 5:30 pm  
Closed on Sunday

Over 4000 bolts including:  
Civil War and 1930's reproductions –  
Moda, Marcus, Andover,  
as well as numerous others!  
And, now ... Amy Butler!

Check out our 25% off Daily Sales!

Stop by and be inspired -  
Meet your friends at Fat Quarters Quilt Shop!

## Cozy Quilt Shop & SewCozy Sewing Center

Open 7 days  
a week



2940 Jamacha Road Suite H  
El Cajon, CA 92019

619-670-0652 [cozyquilt.com](http://cozyquilt.com)

**BERNINA**

## Quilts of Valor

Norma E. Enfield

P.O. Box 366

Murrieta, CA 92564

We are a 501(c)(3) non-profit organization

Creating Comfort, Love & Respect  
for our Veterans, one quilt at a time

(951) 698-8791

[quiltingtwin@verizon.net](mailto:quiltingtwin@verizon.net)

[www.QOVFTemecula.org](http://www.QOVFTemecula.org)

## I'd Rather Be Quilt' n

12 Years Long-Arm Machine Quilting  
Professional Quality Work @ Affordable Prices  
Custom/Pantographs

Pantographs Quilted Edge to Edge

Large Pattern & Thread Selection


Quilter's Dream Battings (100% Cotton, 70/30, poly, wool)

Warm & Natural Batting

Smoke-Free Environment

*Ruth A. O'Neill*

951-699-4887 Temecula






## Valley of the Mist Quilters

PMB 435  
27475 Ynez Road  
Temecula, CA 92591

[http://www.  
valleyofthemistquilters  
.com/](http://www.valleyofthemistquilters.com/)



Our Meeting Location

Community  
Recreation Center  
at 30875 Rancho Vista  
Rd. Temecula

Exit the 15 Freeway at  
Rancho California Road  
and go east. Go to Ynez  
Road and turn right. Go to  
Rancho Vista Road and  
turn left. It is  
approximately 1 ½ miles &  
on the right-hand side.

Meetings are the second  
Tuesday at 7 p.m.  
Social Time 6:30 PM  
All sewers welcome.

Please deliver promptly to:

## Mission Statement

Our Guild was formed in 1990 and is a non-profit organization.

The purpose of our Guild is to promote cooperation and the  
exchange of ideas among those persons interested in or  
engaged in quilting and to further the education and  
skill levels of our members.



### Reminders:

- Meeting Sept. 8
- Bring Block Of Month blocks for June, July, August & September.
- Bring US Vets donation.
- Don't forget your Charm Squares
- Got news? Bring it to your editor!
- Retreaters: Bring a Payment Installment
- Looking ahead: October Annual Quilt Show
- Get your articles in no later than the 20th of each month.
- Board Meeting - Monday, Sept. 14 at Moore's Sewing Center