

# Baste & Banter




## Inside This Issue

April Program	1
President's Message	2
Monthly Room Set Up	3
Veterans Update	4
Quilt Show News & Opportunity Quilt	5
Workshops & Cookbook Contest	6
Challenge Quilts	7
Philanthropy	8
President's Quilt & New Member Tea	9
Show & Tell	10&11
Quilter of Month	12
Basket Bonanza & Charm Strip Exchange	13
Monthly Mini & Friendship Groups	14
Merchandise Table & Library News	15
Door Prize/Snacks	16
Block of Month	17
Correspondence	18
Places to Go	19
Advertisers	20&21
Reminders	22

## LUJEAN SEAGAL



In April we welcome Lujean Seagal of Thousand Oaks. She is a fine arts graduate of Long Beach State focusing on textile studies, weaving, and graphic design, and currently teaches full-time at Simi Valley and Conejo Valley Adult Schools. Lujean has been a featured quilter in numerous "One Woman" shows, and has had her quilts accepted into the juried shows of Houston International, Paducah, Pacific International, and Road to California, several times. Not too long ago she received a personal note of thanks from President Clinton for a quilt designed for him and accepted in



his honor.

For a view of her varied talents visit her gallery at

[www.lujeanquilt.com](http://www.lujeanquilt.com), and join us at Palumbo's for dinner prior to her lecture, "Beyond Borders," April 11th at 4:15 pm.

Please call or text me at 951-834-3345 for reservations. Shelley



**Tuesday,  
April 11  
6:15 Social Time  
6:45-9**



# President's Message



## A BIG THANK YOU!!

I really enjoyed Leah Zieber's presentation of vintage and antique quilts at our March meeting. I learned a lot, and was fascinated by all the old quilts and their details. We are lucky to have this connection to the past, often through our female relatives' efforts. I am also looking forward to our **April meeting, when we welcome Lujean Seagal** back, this time with her lecture, "Beyond Boring Borders".

**I love this guild!** I am so proud of all we are doing as a group to further our own knowledge, as well as to contribute to the community. I want to thank all of you who have volunteered to help do the work of running the guild. Brand new member **Laurie Gonzales immediately stepped up to take over Hospitality**, and she is doing a wonderful and much-needed job. There's something pretty dull about a guild meeting with no snacks, and Laurie bailed us out. Thank you Laurie!

Thank you also, from the very bottom of my heart, to **Rita Dominguez, who has volunteered to be the Quilt Show Assistant this year, and will take over the chair in 2018.** This is huge. If not for Rita's dedication to the guild, the quilt show could well have just vanished, along with all the money it brings in, both to the guild and to our selected charities.

Thank you also to **Lynn Korito, who is very involved with the guild.** She is our auditor, and as such, reviews all our financials and filings (something not everyone is even qualified to do), and she is the co-chair with Sherry Riddle for our quilt retreat this year. In addition to all that, she introduced the guild (and me) to the U.S. Vets program that is changing the lives of formerly homeless veterans out at March Air Reserve Base in Moreno Valley. She brings her cart to guild every month and collects all of your donations, and schleps them back to her home and then to her mother's home, where we will eventually package them all later this year. This is a massive undertaking. She has a great heart.

**I also want to thank all of you, for several reasons.** First, thank you all for being a part of the guild. I so appreciate all of you who volunteer to handle the various programs of the guild, from booking our speakers, to handling the workshops, to making pet beds and doing Block of the Month, to maintaining our membership information and greeting us as we come in the door. Thanks for bringing your quilting friends to guild meetings. Thanks for helping with philanthropy. Thanks for participating in the new "strippers" program that has replaced charm squares. Thanks for changing charm squares into something people want to participate in again. Thanks for showing us your quilts and quilty projects. Thanks for bringing in shampoo, toothbrushes, soap and other things in an attempt to brighten the lives of some men who have basically given up everything to survive their military service, and are now fighting to regain their lives. **Believe me when I tell you that they really appreciate it.** I received the heartfelt hugs, I saw the tears in their eyes, I heard the emotion in their voices when they thanked us. It's making a difference. (I was also bowled over by the kindness of the Inland Empire Guild ladies who showed up in March with not only their Opportunity Quilt, but also a whole lot of toiletries and pillowcases for our vets.)

**Thank you all,** for helping to make this guild an organization you can introduce your friends to—who then join! The more members we have, the more wide-ranging our ideas and philanthropic efforts—the more we all learn: about quilting, about each other, and the wider world.

Quilt on!  
Ellen French, President



# Monthly Programs & Room Set Up

Valley of the Mist Quilters Guild  
Program and Room Set Ups

	January	February	March	April	May	June	July	August	September	October	November	December
									Anniversary Past Pres Trunk Show			
Program	Speaker	Speaker	Speaker	Speaker	Speaker	Brown Bag	Quilters University	Phil. Sew In	Challenge Quilt	Speaker	Member Showcase	Holiday Party
Block of the Month	yes	yes	yes	yes	yes	no	no	no	yes	yes	yes	no
Challenge Quilt	yes	yes	yes	yes	yes	no	no	no	yes	no	no	no
Charm Squares	yes	yes	yes	yes	yes	no	no	no	yes	yes	yes	no
Door Prizes	yes	yes	yes	yes	yes	no	no	no	yes	yes	yes	no
Library	yes	yes	yes	yes	yes	no	no	no	yes	yes	yes	no
Merchandise Table	yes	yes	yes	yes	yes	no	no	no	yes	yes	yes	no
Monthly Mini	yes	yes	yes	yes	yes	no	no	no	yes	yes	yes	no
Opportunity Quilt	yes	yes	yes	yes	yes	yes	no	no	yes	yes	yes	no
Philanthropy	yes	yes	yes	yes	yes	no	no	no	yes	yes	yes	no
Show and Tell	yes	yes	yes	yes	yes	yes	yes	no	yes	yes	yes	no
Refreshments	yes	yes	yes	yes	yes	yes	yes	yes	yes	yes	yes	yes
						Board provides			Dessert contest			Members Potluck



***Do you have quilting related  
jokes, antidotes, or sayings? How about interesting  
or fun quilt/sewing related websites?  
Do you have a fun quilt story to tell?  
Do you have news that Guild members will enjoy?  
Any news for Sunshine & Shadow?  
Please SUBMIT to your newsletter editor!  
This is YOUR newsletter!***



# Veterans Update



**Ladies, thank you for your consistent generosity to our vets.** With your help, their Christmas gifts will be fuller this year. **If you want to make a quilt for a vet, it must be big enough to fit a twin-size bed, so at least 64" wide and at least 80" long. Wider and longer is ok.** We did notice that many of the guys were drawn to colorful, and not necessarily to red/white/blue. (While they are quite proud of their military service and probably have great love for their country, their service is also what caused such distress that they ended up on the streets.) **Please note that these quilts and program are not Quilts of Valor.** Quilts of Valor very often make quilts smaller than bed size, and it is also a different program altogether. **Our intent here is to make a bed quilt that these guys can sleep under nightly,** and as a result, maybe feel wrapped in love and caring. That is the sole reason why we make them. So put your heart and soul unto making them, and please add a label to the back, with your name and the year on it, and maybe your best wishes. We usually write something like "love to you" or "Sleep well." "Best wishes" would also be appropriate.

**Pillowcases are also needed,** as a "gift bag" that is also a handmade pillowcase. Let us know at our table if you need a pillowcase pattern. We will also be doing a pillowcase construction demo at our July "Quilt University" program. You may turn in pillowcases for vets to us at our table that you have made from your stash. **If you made pillowcases from a Philanthropy kit, please return those completed pillowcases to the Philanthropy gals.**

Thanks again for your support!

Lynn Korito and Ellen French

## MONTHLY U.S. VETS DONATION PLAN

January.....BAR SOAP (Full size, wrapped. 1 bar = 1 ticket)  
February.....MEN'S SOCKS (white or black, crew socks are best. 1 pair = 1 ticket)  
March.....FULL SIZE SHAMPOO (1 bottle = 1 ticket)  
April.....TOOTHBRUSH (individually packaged for sanitary reasons. 1 brush = 1 ticket)  
May.....MEN'S DEODORANT (1 deodorant = 2 tickets)  
June.....MEN'S DISPOSABLE SAFETY RAZORS (1 razor = 1 ticket)  
July.....DECKS OF PLAYING CARDS  
August.....WASH CLOTH (1 wash cloth = 1 ticket)  
September.....MEN'S SHAVE CREAM (1 can = 2 tickets)  
October.....TOOTHPASTE (Full size, please. 1 tube = 1 ticket)  
November.....CHAPSTICK (1 tube = 1 ticket)





# Quilt Show News



While we can't really say the quilt show is fast-approaching (**it's Saturday, October 7, from 10 am to 4 pm**), it will be around the corner before we know it. Really! To avoid the panic, let's start now, planning our friendship group auction quilts, our own auction quilts, as well as the fabulous quilts you'll want to make to display. No time like right now!

**THANK YOU, Rita Dominguez, who has volunteered to be the Quilt Show Assistant for this year, and will take over as Chair in 2018.** Rita has been involved with the quilt show almost since its inception, and we are grateful!

**We have added a new size category for this year,** which will include wall hangings, baby quilts, and lap quilts. This category bridges the gap between mini quilts and twin size and up. This new category will encompass quilts approximately 120" – 200" all around, and they will be sold outright at the vendor site, not auctioned. You, the quilt maker, will set the price if you wish, and you can receive up to 50% back. Alternatively, you may donate the proceeds to the guild. More details to follow.

**Please plan to display your quilts in the show!** Please note that you do NOT have to be an experienced quilter to participate. You just have to be a guild member! We would be delighted if every single member committed to show her quilts this fall. Rest assured, any mistakes will vanish into the big, colorful spectacle that is the Quilt Show.

As for your auction quilts, usually the larger the quilt, the higher the bidding usually goes!

## **NEXT QUILT SHOW COMMITTEE MEETING:**

**Friday, April 21 at 1 pm,** in the conference room of the Grace Mellman Library on County Center Drive in Temecula. All are welcome!

Gail Ledbetter, Quilt Show Chair



## Opportunity Quilt

**The "Flying Geese Quilt Guild" from Orange County will be bringing their opportunity quilt to sell tickets at our April meeting.** I will be taking our opportunity quilt to their meeting on Monday, April 10th. They usually buy a number of tickets for our quilt and I hope many of you bring a few extra dollars to buy some tickets for their quilt. We like to support our sister guilds.

I still have many packets of tickets for our opportunity quilt for members, especially the newer members. **Please stop by and pick up your tickets.** I also have guild pins with our new logo and tote bags. These were left over from our 25th anniversary year and are available for \$5.00 for the pins and \$12.00 for the tote bags. Stop by and see me at the meeting.

Gloria Bachmann



## Workshops



Lujean Seagal is teaching her workshop, **Beyond Borders**, on Wednesday April 12<sup>th</sup>, at the Glen Oaks Clubhouse. There is still room in this class, so give me a call if you would like to join us.

All workshop costs remain at **\$30.00 for members and \$40.00 for non-members**. Workshops last from 10:00AM to 4:00PM and everyone needs to bring their lunch and all supplies listed on the supply list you are given. We always have a great time!

Our **May workshop is all about dyeing fabric**, and looks to be great fun! We get to wear our grubbier clothes and make beautiful fabric.

In October we have Leora Raikin coming with her workshop titled **Mixed Media Creativity Through African Folklore, Embroidery**.

Thanks, Sandy Besanson, Workshop Chair

[sandybesanson@gmail.com](mailto:sandybesanson@gmail.com) (951)294-8030

## Cookbook Contest



### We're Cookin' Guild Cookbook Contest ~March 14 through June 30, 2017~

You can win

### Monthly prizes

April, May and June meetings.

### Grand Prize

**\$100 gift certificate**

to the restaurant or quilt shop of your choice!



Here's how you enter to win...**1 ticket for every hard copy recipe you bring to me at the meetings. 2 tickets for every recipe you enter on line.** There will be a drawing at each general meeting from that night's entries. All tickets will be saved for the big drawing...so... the more recipes you enter, the more your chances to win.

To enter your recipes on line go to: [www.typensave.com](http://www.typensave.com)

User name: VOTMQG

Password: onion333

**After you input your recipe(s), printout "Proofs" to check. Bring proofs to me, between now and June 30<sup>th</sup>, to get 2 tickets into the drawing**

**Any questions call me at (951)210-0560 or email me at [sebrown236@gmail.com](mailto:sebrown236@gmail.com)**

# Challenge Quilt

## About the house...


### 2017 Challenge Quilt

#### The Quilt:

- Your challenge is to create a **house block quilt**. It can be anything from wall hanging to a full size quilt. House blocks or houses must be the main feature so that when viewed it can be clearly defined as a house block quilt.
- It must be a quilt...that is, it must contain a front and back with batting in between and be quilted either by machine or by hand.


**House blocks**... a minimum of 5 houses in the quilt. No maximum.

- Any style house is acceptable.
- Any size block is acceptable
- Any method is acceptable... appliqué, piecing, embroidery, etc.
- Any fabric choice is acceptable but you must use fabric.
- The addition of other blocks of your choice is acceptable.
- Embellishments are acceptable.
- If you have any questions, please call Shirley Brown (951) 210-0560 or email me at [sebrown236@gmail.com](mailto:sebrown236@gmail.com)





# Philanthropy



**Our guild is blessed with so many active guild members in Philanthropy.** It is great to see you at the guild meetings. Thanks for coming by our table to drop off finished projects, pick up kits and quilts to finish or just find out what we're about. We are a quarter of the way through 2017 and we've had a great start. **As you may have noticed at the last meeting though, our kits go quickly.** It would be fantastic if we could have a little more help on the front end and guess what! We have the perfect opportunity ...


**Join us for our Philanthropy Sewing day on Saturday, April 29th from 10am-3pm.** Please bring your sewing machine and supplies or just yourself and enjoy a fun and productive day working on philanthropy projects of your own, making kits or prepping quilts. Be inspired by our talented regulars or by the containers of donated material just waiting to

become your next work of art. Don't forget to bring a lunch and visit with friends. We hope to see you there!

**Assistance League – Community Room  
28720 Via Montezuma, Temecula 92590  
(left side of the store entrance)**

Thanks for all you do –

Karen Wurfel, Ida Colvin, and Theresa Culver, Co-Chairs



Quilt tops from the March Philanthropy Sewing Day

## President's Quilt

### ELLEN'S PRESIDENT QUILT

I can't believe I'm already at the point of organizing the President's Quilt. It's our guild's tradition to present a handmade quilt to our President at the end of her year as President. **I'm ready to distribute the packages for you to take home and sew, and together we will build a memorable and most beautiful quilt for our wonderful President Ellen!** Please see me at the meeting (I'll be sitting at the Door Prize table). I have lots of choices of things to contribute to the quilt and most are very easy to make so please stop by and see me. Thanks for taking the time to thank Ellen for a wonderful year as President.

Pat Jordan  
Past President



## New Member Tea



Valley of the Mist Quilters Guild will be hosting a **New Member Tea** in June. Please mark your calendars for **Saturday, June 17th, from 2-4 PM**, at the home of Candice Dalton. Invitations to new members will be sent during the first week of June.

This will be a great opportunity to find out more about our guild, get to know everyone better, and enjoy an afternoon tea. You are encouraged to bring a show & tell project (which does not have to be finished) to share. There will be door prizes as well as treats.

**Watch for details and your invitation.**

Hosted by Candice Dalton, Janice Emmerson and Ellen French





# Show & Tell



**Thank you all for the many quilts, vintage and other, that you showed last month.** It was a thrill to see them. An important part of our monthly meetings is our inspirational Show & Tell. We all love seeing our members' projects (finished or unfinished). Plus, **you earn a chance to win a prize at the end of the year by receiving a**

**ticket for every quilt you bring.** Remember that we are all at different levels of quilting and every quilt will be an inspiration to someone.

Please come to our table and sign the quilt name/description and your name into our register. Then sign a ticket for each quilt and place it in the jar. In November we will have a drawing for the gift boxes we are preparing. We have tables in the back where we would like you to lay out your quilts that you will be showing so all can see them before the meeting and at break. When it's time to Show & Tell, just pick up your quilt (s) and line up close to the stage steps. Please tell everyone your name and anything interesting about your quilt when showing (add the quilter's name). We will help hold your quilt so you can be free to show it off!

For **April**, please bring your **pastels & Easter themes, Spring flowers or garden quilts.** Remember, we always like to see your **recently completed quilts** regardless of the theme of the month. **Next month, May**, we encourage you to bring Cinco de Mayo, or Mother's Day.

We look forward to hosting the monthly Show & Tell! See you April 11th.

Dot Demmin and Pat Jordan

[951-461-2443](tel:951-461-2443)

A few  
quilts from  
March







More quilts  
from March



**Show & Tell MONTHLY THEMES:** Use as an inspiration for the next project! We always want to see completed quilts after workshops too!

**Jan-** Winter, snowmen, or snowflakes.

**Feb-** Valentine quilts, red/white, heart motifs, LACE

**March-** GREEN or Celtic designs; Embellished quilts

**April-** pastels & Easter themes, Spring flowers or garden quilts

**May-** Cinco de Mayo, Mother's Day or Vintage quilts.

**June-** Summertime, vacation, graduation quilts, or Father's Day.

**July-** Patriotic, RedWhiteBlue, beach scenes, seascapes or boating.

**August-** Month off for Philanthropy sew in - NO show and tell this month!

**September-** Back to School themes, Kid quilts; Fall, autumn quilts

**October-** Harvest, Pumpkins, Halloween quilts

**November-** Thanksgiving, appliquéd, or strip/string/crazy quilts

**December-** informal format of decorating the stage with your favorite holiday quilts (Christmas, Chanukah, Kwanzaa)



# Quilter of the Month



*Norma Enfield*



It is such a pleasure to be able to share some of **Norma Enfield's amazing life of service and compassion.**

She told me immediately that she has 3 twin sisters – hmmm. Maybe you guessed it, she is a twin and her mom also had another set of twins. They were born in Michigan and mostly raised there and in California. Norma sat and watched her mom sewing for some time, was fascinated by sewing, and finally her mom began to teach her. She was so advanced by the time she entered high school that her Home Ec teacher had her make shirts for her husband, while the other students were making simple aprons! She was also given the assignment to make crushed velvet jackets that went on display.

Things were financially difficult at home. So, Norma made prom dresses out of polyester double knit. Can you imagine? She earned the money to purchase the fabric by babysitting. Norma and her twin were great students and they graduated Salutatorian and Valedictorian. They both got married right out of high school. When Norma's son was a year old, they moved back to California.

Norma began to quilt in the early 80's. She joined the Orange County Quilt Guild and held several offices, including librarian. In 1995 they moved to Temecula Valley, and she joined Valley of the Mist right away.

In 2008 she found her love, her purpose and her mission, when she discovered **Quilts of Valor**. She loves to turn red, white and blue pieces of fabric into amazing quilts for our veterans and their families. Norma loves to do traditional piecing, and also likes paper piecing.

**She has set up an incredible local Quilts of Valor organization.**

Since 2008 her group has made and given away 973 adult quilts and 1327 children's quilts to the children of military families in the Balboa Naval Hospital. She has notebooks describing each quilt, a photo of the quilt and a photo of the recipient. She tries to have the person who made the quilt be at the ceremony to present the quilt.

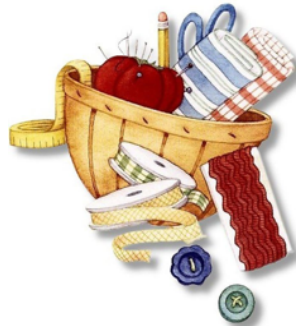
Norma has a son and 2 grandchildren, and has been married for 35 years. Horses are a passion of hers, and she owns 2. She says that her horses make her smile and every day she goes 3 miles to the boarding stable to be with her horses. Norma looks forward to her husband's retirement in 2019 when they will move to their home in Prescott, Arizona. There will be plenty of room for her horses on their 2 acres.

Norma says she likes the diversity of our guild and her favorite parts of each meeting are "Show and Tell", and also the speakers. She has done block of the month and the library here, but she is so busy with Quilts of Valor that there is no spare time anymore. Norma says that she is shy unless she is talking about Quilts of Valor. So be sure to talk with her and find out more about Norma and this incredible mission.

Respectfully Submitted by Marlene Oaks



# Basket Bonanza



**June 14th** is just around the corner. **We are still collecting items for the "Basket Bonanza" aka Brown Bag Event held at our June meeting.** For our new members, this is a **fundraising** event for our Guild. **This is how it works: you purchase tickets, place your name on them (address labels recommended), and place tickets in the bag in front of the basket you want to win. It's that easy!!** So, it's time to start sorting through your sewing/craft room for those gently used and new items to donate to fill the baskets. Items include most anything related to quilting, sewing, yarn, needlework, quilt/craft books, etc. We would also like to ask that the **Friendship Groups** help us make this event even



more successful by contributing a basket with their name and list of items contained in the basket for the Silent Auction table.

This is one of the Guild's biggest money making events of the year. As in past years, we are striving to have many beautifully filled baskets along with some incredible items for the Silent Auction Table. If you have access to a business that would like to donate an item(s) or gift certificate, etc., a letter can be provided for their records. It's a fun-filled evening while supporting the guilds many community service projects.

**Please bring your donations to our guild meetings.** Collection months are April & May before the big event in June! We will have a table where we will be collecting your items, or, **if you prefer, you may take your donation to Jeanette Stevens home.** ([craftyjs@me.com](mailto:craftyjs@me.com) or (760) 802-4101 to schedule a drop off time.) At the drop off table will be a sign-up sheet to help assemble baskets, event set-up/clean-up, and ticket sales. **Any help is appreciated.**



Thank you ALL, in advance for your generosity and helping to make this a very successful event.

Jeanette Stevens and Elaine Giometti

## Charming Strip Exchange



Hello my quilty friends ! There are so many ideas running through my head it's hard to decide what to choose, **but, for the month of May, we will be exchanging polka dots!!** Any colors just lots of polka dots !! Who doesn't love polka dots? Lol. As you all know we don't exchange in the summer (June, July, & August ) but I've got some great ideas for the rest of the year !! Come by the table and say hi 🙌 and sign up for the polka dots !

**For those of you that signed up for the Kaffe Fassett exchange,** please remember to number your strips (I will email your number to you). It helps me to sort all the stacks of fabric. **This month we have 20!** Also please bring your fabrics in a **gallon sized ziplock bag with your name on it and it will be returned to you with all your new goodies.** Can't wait to see you all! Happy quilting.

Janice Quackenbush ❤️

[Janice.kay@me.com](mailto:Janice.kay@me.com)

909-772-5098





## Monthly Mini



Hello everyone, Maureen and Tawnya here for Monthly Mini! **Spring is in the air, and Easter is on the horizon.** The earth is transformed with flowery colors, and sleepy seeds awaken with the first sign of warmth covering the hills with a beautiful fresh green. This is so evident with this month's mini!

**Marlene Oaks has made us a happy little rendition of Spring.** The background is a pretty little blue sky with tiny white stars that feel like a gentle breeze. A stalk of colorful 3- dimensional appliquéd flowers make their way up the quilt , and dancing butterflies circle the stalk. And of course spring wouldn't be complete without Mr Rabbit , out of his burrow, signaling Easter and enjoying his carrot! The whole scene is surrounded by purple and green stripes that move your eyes inward and keep your focus on the center of the quilt, where all the action is!

The quilting is a mixture of stippling and thread painting and It looks like some fabric painting with markers or paints on some of the

flowers. All in all, it is a delight!

**See this mini at the April meeting, and best of luck to all who take a chance.**

## Friendship Groups



**Friendship Group Outreach Program:** OK, a fancy title I just made up! I have an announcement about a new friendship group. A few ladies that have **long arm quilting interests** have joined together and have met three times! They are still thinking about what to call their group. If you are interested in this group, please contact me.

What a great way to make new friends: **an already established friendship group is looking for new members.** They meet three times per month during the day at Temeku Club House in Temecula. Contact Jami at [jadeequilter@aol.com](mailto:jadeequilter@aol.com) .

Laura Haskell, Friendship Group Coordinator



## Merchandise Table



The Merchandise table had a **"wearing of the green"** theme for **St. Patrick's Day**. Not only was the table decorated with Kay's St. Patrick's Day decorations but all the fabric bundles contained green fabrics.

Here is the report of our lucky winners. Item #1 Batik bundle, EZ Rec rulers, pattern, book and scissors went to **Dene Ryan**. Item #2 "Castle" Print bundle, pattern, book, scissors was won by **Marcy Sanchez**. Item #3 \$20 Primitive Gathering gift certificate, fabric bundle, and book went home with **Ida Colvin**. Item #4 Handmade Thread Catcher by Miyo, book and fabric bundle was won by our youngest quilter **Harley Everhart**. Item #5 Book, fabric bundle, scissors went to **Laurie Gonzalez**. Item #6 Handmade by Miyo a Green Selvedge Tote, partial mini quilt kit went to **Nancy Hansen**.

**Thank you Merchandise Team, Miyo Inouye- Kretsch, Kay Catalano, and Jan Dolan.** It takes a team to get great results like this month's contributions to Ways and Means. We added **\$221** to our Guild treasury. And of course, we wouldn't be successful without your contributions of items and support by purchasing tickets. Thank you.

## Library



**Come and check out one of the seventeen DVD's of "The Quilt Show".**

The Quilt Show DVD's are fully produced quilt programs featuring many of today's quilters like Alex Anderson, Ricky Tims, Lauren Vivek, Jacquie Gering, Joe Cunningham and many more top quilters.

The Quilt Show programs are inspiring and give desire and courage to try something new. Come check out an DVD at the library table at the back of the room beside philanthropy and the opportunity quilt. 😊

Rita Dominguez



# Reminder: Snacks & Door Prizes

We all enjoy our monthly door prizes and snacks and I think everyone knows that these are **provided by our monthly birthday members**. Thank you Birthday Quilters! Make sure when you arrive at the meeting and definitely by the end of our break, you stop by our table (across from the membership sign in table at the door entrance) and get your ticket for a chance to win. We will draw the names earlier than we announce them, and we don't want you to miss out on a chance to win.

You receive 1 ticket for being at the meeting and another ticket if you wear your name badge so don't forget to wear your name badge. Write your name on the back of the ticket (s) and place in the container.

Unfortunately if you are not present, we draw another name for the door prize so try to stay to the end!

The snacks are also provided by our birthday members so **if you have a birthday in April, don't forget to bring a door prize and a snack**. Thank you members for helping us with this guild tradition by participating each month. See you at the April meeting!

Pat Jordan/Dot Demmin



Birthday Month	Bring Door Prize	Bring Snack	Monthly Program
January	yes (plus Dec.)	yes (plus Dec)	Speaker
February	yes	yes	Speaker
March	yes	yes	Speaker
April	yes	yes	Speaker
May	yes	yes	Speaker
June	no (defer to Sept.)	no (defer to July)	Basket Bonanza
July	no (defer to Sept.)	yes (plus June)	Quilters "U"
August	no (defer to Sept.)	yes	Philanthropy Sew
September	yes (plus June-Aug)	yes (TBD ? dessert contest)	Guild Birthday Party
October	yes	yes	Speaker
November	yes	yes	Speaker
December	no (defer to Jan.)	no (defer to Jan.)	Holiday Party/Potluck



# Block of the Month

## Block of The Month 2017: Block #4

Block is due at the May meeting.

This month we are continuing our color scheme for the year: black, white, the monthly birthstone color, and a shade (or tint) of that color. This month's color is light yellow, so your second color should be either yellow or dark yellow. Please look at the January newsletter for the color chart.

This block is called a split 9 patch. We encourage you to make two blocks, one to enter in the drawing and one to keep. Please sew with a accurate quarter inch. We are using a basic short cut method for the half-square triangle sections. You will need to trim them to size to allow for slight inaccuracies with the various levels of sewers we have. Making an even number of blocks will be more efficient, since we need 3 half square triangle sections for each block.

### Cut list -- For one block:

From both white and black fabrics:

- Two 5" squares
- One 4 1/2" square

From both yellow fabrics:

- Two 4 1/2" squares

### For two blocks:

- Three 5" squares
- Two 4 1/2" square

- Four 4 1/2" squares

### Assembling the block:

To make the half square triangle sections, draw a diagonal line on the back of white 5" squares. Place each white square right sides together with a black 5" square. Sew 1/4" from each side of the drawn line. Cut on the drawn line. Press to the black. Use a ruler to square up these sections to 4 1/2 " squares.



- Lay out pieces to match photo 2. Sew together in rows. Press each row in the opposite direction of the row above. This will allow you to butt the seams to get a good fit when sewing rows together.

- Sew rows together.

- Press and using a 12 1/2" square up ruler, trim to get a 12 1/2" block. Repeat to make a second block!

This is great practice for half square triangles. Have fun!

Adriane Ridder& Shelly McNeely  
Block of the Month Coordinators



# Correspondence



Don't forget to save batting scraps to make a pet bed!



Bob from Superior Thread:

According to a recent article I just read on nutrition, they said eating right doesn't have to be complicated. Nutritionists say there is a simple way to tell if you're eating right. Colors. Fill your plates with bright colors. Greens, reds, yellows. In fact, I did that this morning. I had an entire bowl of M&M's. It was delicious! I never knew eating right could be so easy.





# Places To Go.....Quilts To See

- **APRIL 21 & 22, 2017: ORANGE COUNTY QUILT GUILD SHOW**  
**"AS AMERICAN AS..."**  
Quilts, Vendor Mall, Opportunity Baskets, Demonstrations  
Featured Quilter: Juanita Swarts  
Zion Lutheran Church, 222 N. East Street, Anaheim, CA  
Fri. & Sat. 10 AM-4 PM, Admission \$10 Parking Free  
INFORMATION: [www.orangecountyquiltersguild.com](http://www.orangecountyquiltersguild.com)
- **MAY 5 & 6, 2017: INLAND EMPIRE "COUNTRY FAIR" QUILT SHOW**  
Over 150 quilts on display, Vendors, Craft Boutique, Door Prizes, Quilts for Sale, Challenge Quilts & Special Exhibits  
Silent Auction Saturday @ 2 PM  
Nellie Weaver Hall, Ingalls Park, Norco Fairgrounds 6th & Crestview Dr. Exit on 6th Street from the 15 Freeway.  
Fri. 10 AM-5PM, Sat. 10 AM-4PM  
INFORMATION: [EIQG@hotmail.com](mailto:EIQG@hotmail.com)
- **MAY 19 & 20, 2017: ANNUAL CHULA VISTA QUILT SHOW**  
Over 150 quilts & wearables. Hoffman Challenge traveling exhibit.  
Boutique and Vendor Mall  
Community Congregational Church, 276 "F" Street, Chula Vista, CA  
Fri. & Sat. 10 AM-4PM Admission \$5  
INFORMATION: Kathy Cadwell, [kathryn.cadwell@sbcglobal.net](mailto:kathryn.cadwell@sbcglobal.net)
- **JUNE 3 & 4, 2017: FLYING GEESE QUILT SHOW:**  
**"QUILTS FOR ALL SEASONS"**  
Over 300 Quilts, Wearable Art & Dolls, Vendors, Young Quilters Exhibit, Boutique, Auction @ 2 PM Saturday, Featured Quilter: Pam Hadfield  
Soka University, 1 University Drive, Aliso Viejo, CA  
Sat. 10 AM-4PM, Sun. 10 AM-3:30 PM  
INFORMATION: [www.quiltforallseasons.com](http://www.quiltforallseasons.com)



# Please Support Our Advertisers

## OLLIE'S ATTIC



**Longarm Quilting** -  
*custom and  
edge-to-edge*

**Elaine Giometti**

417-230-1756  
cegiometti@verizon.net

1469 Camino Sueno  
Hemet, CA 92545

## COZY Creative CENTER

756 Jamacha Road, El Cajon, CA

Just 1.5 miles  
south of I8.  
Take the  
Second St exit  
in El Cajon.



619-670-0652

CozyCreative.com

**BERNINA**  
made to create

**Handi  
Quilter**  
Designed by a Quilter, for Quilters.

**Koala  
studios**  
First Sewing Machine Company built in America

**Open 7 days  
a week**



Sunday Noon-5pm • M-Th 10 am - 6 pm • Fri 10 am - 3pm • Closed Sat  
[www.bluebirdquilts.com](http://www.bluebirdquilts.com) / 909.514.0333



**Bonnie E. Hallett**

Affordable—Starting at .01 per inch  
Fast Turnaround—Usually under 2 weeks  
Computer guided Pro-Stitcher

**Hallett's Quilting  
Service**

35109 Highway 79 #212  
Warner Springs, CA 92086  
760-782-3763  
hallettb@att.net

## Quilts of Valor

Norma E. Enfield

P.O. Box 366

Murrieta, CA 92564

We are a 501(c)(3) non-profit organization

Creating Comfort, Love & Respect  
for our Veterans, one quilt at a time

(951) 698-8791

quiltingtwin@verizon.net

[www.QOVFTemecula.org](http://www.QOVFTemecula.org)

## Tonya's Quilting

LONGARM QUILTING SERVICE

Phone: (951) 283-0569  
Email: [Tonyasquilting@gmail.com](mailto:Tonyasquilting@gmail.com)  
Web: [www.tonyasquilting.com](http://www.tonyasquilting.com)  
Facebook: [Facebook.com/TonyasQuilting](https://www.facebook.com/TonyasQuilting)  
Call for Drop Off /Pick Up information.



## Moore's

Sewing Machines • Ceiling Fans • Vacuums  
Specialists in Sales & Service  
A Fourth Generation Family Business

Mission Viejo • 25390 Marguerite Pkwy. • (949) 580-2520  
Orange • 2265 N. Tustin St. • (714) 279-6830  
Huntington Beach • 15041 Goldenwest St. • (714) 899-3222  
Corona • 591 N. McKinley St. #105 • (951) 736-5457  
Victorville • 16210 Bear Valley Road • (760) 240-4477  
Temecula • 26490 Ynez Road, Ste. F & G • (951) 297-3796  
Outlet Center • 22532 Avenida Empresa, RSM • (949) 829-9459  
[www.moore-sew.com](http://www.moore-sew.com)

**To Advertise in this  
Newsletter**

**Please Contact:**

**Cheri McDowell**

[mcdowell22@verizon.net](mailto:mcdowell22@verizon.net)





# Thank You for Supporting Our Advertisers

## Fat Quarters Quilt Shop



728 Civic Center Dr.  
(formerly Escondido Ave)  
Vista, CA 92084  
760-758-8308

[www.fatquartersquiltshop.com](http://www.fatquartersquiltshop.com)

Monday thru Saturday 10:00 am – 5:30 pm  
Closed on Sunday

Over 4000 bolts of the NEWEST fabrics!  
Check out our 25% off Daily Sales!

Stop by and be inspired -  
Meet your friends at Fat Quarters Quilt Shop!  
Quilting the world together one stitch at a time since 1999!

## I'd Rather Be Quilt' n

14 Years Long-Arm Machine Quilting  
Professional Quality Work @ Affordable Prices  
Custom/Pantographs  
Pantographs Quilted Edge to Edge  
Large Pattern & Thread Selection  
Quilter's Dream Battings (100% Cotton, 70/30, poly, wool)  
Warm & Natural Batting  
Smoke-Free Environment  
**Ruth A. O'Neill**  
951-699-4887 Temecula



**AMERICAN DREAM**  
*Home Ownership*

**Tarbell**  
REALTORS

**THINKING OF  
BUYING OR  
SELLING?**

Receive A Comprehensive  
Market Analysis Without Cost  
Or Obligation

Receive Maximum  
Internet Exposure  
Upon Listing



**Adriane Ridder**  
Realtor  
(951) 297-9140

[AdrianeR@Tarbell.com](mailto:AdrianeR@Tarbell.com)  
Lic. # 02008957



\* If your home is listed,  
please disregard this notice.  
It is not intended to solicit  
other brokers' listings.



What a GREAT year for  
wildflowers in SoCal!

## Valley of the Mist Quilters Guild

27275 Ynez Rd. #435 Temecula, CA 92592

Newsletter Editor: Cheri McDowell Webmaster: Tina Sandoval

[votmq@yahoo.com](mailto:votmq@yahoo.com)

<http://www.valleyofthemistquilters.com>

Follow us on Facebook



### MISSION STATEMENT

Formed in 1990, Valley of the Mist Quilters Guild is a non-profit charitable, educational and social organization in the Temecula Valley. We promote the knowledge of and appreciation for all aspects of quilting and fiber arts with an active philanthropy program.

### Our Meeting Location

**Community  
Recreation Center  
30875 Rancho  
Vista Rd.  
Temecula, CA**

Exit the 15 Freeway at  
Rancho California Rd.  
and go East.  
Go to Ynez Rd. and  
turn right.  
Go to Rancho Vista  
Rd. and turn Left  
The CRC is  
approximately 1.5  
miles on the right-  
hand side.

**All Sewers  
Welcome**



\* **General Meeting**  
Tues., April 11th  
@ **6:15 pm**

\* **Bring Show & Tell**

\* **April Birthdays:**  
Bring door prize  
& snack to share

\* **Bring Block of  
Month & Strip  
Club Strips**

\* **Bring Veteran's  
Donations**

\* **Bring \$ for  
Merchandise &  
Monthly Mini &  
visiting Op. Quilt**

\* **Sign up for  
Workshops**

\* **Bring Donations  
for Basket  
Bonanza**

\* **Board Meeting**  
**Monday, April**  
**17th @ Moore's**  
**6:30 pm**

\* **Get newsletter  
articles in  
EARLY!**

