




# Baste & Banter

## Philanthropy



### Inside This Issue

August Program	1
President's Message	2
Room Set Up & Veterans Update	3
Quilt Show News	4&5
Guild Elections	6
Dessert Contest	7
Opportunity Quilt	8
Cookbook Contest	9
Challenge Quilts	10
Show & Tell	11&12
Door Prize/Snacks	
President's Quilt	13
Block of Month	14
Correspondence	15
Places to Go	16
Advertisers	17&18
Reminders	19

**August** is the traditional month each year when we do a final push to complete our Philanthropy projects since we begin distributing them to the selected organizations right after the October Quilt Show. Following a very short business meeting, we will sew or cut for 2 hours. If you want to sew, bring your machine, all the accessories and an extension cord. You are welcome to come a little early at 6:00 to set up. If you can cut, please bring your rotary cutter and mat and maybe some scissors. We have:

- ✦ **15-20 quilts that are ready for binding (machine stitching)**
- ✦ **40 men's pillowcases to make**
- ✦ **40 Christmas stockings to make**
- ✦ **neonatal quilts and changing pads to make**

Kits will also be available for piecing tops. Many of you cannot come on the Saturday Workdays so this is your chance to join hands with us and enjoy a good old-fashioned Sewing Bee. If this is usually the meeting you skip, please consider joining us this year. We are a little behind and really need YOUR help. My Grandma Ellie always said, "Many hands make light work".

**P.S.** – If you are out garment shopping and are at the check out – please ask for a few extra pants and skirt hangers to use for hanging the Philanthropy Quilts at the show.

Karen Wurfel and Ida Colvin, Co-Chairs

**AUGUST**

**Tuesday, August 8**  
**6:15 Social Time**  
**6:45-9 Meeting**



# President's Message



I certainly hope you are all keeping cool this summer, but still quilting! My "house" challenge quilt has gone to the quilter, I am busy working, making samples for the store, and trying to get my sewing room organized. (The sewing room project is pretty much a perpetually ongoing project that rarely shows any progress.)

Did you learn anything new at July's Quilt University? I sure hope so! That's why we do it: a little reward for all of you who weren't out of town.

This month's meeting is our Philanthropy Sew-In. It's one of my favorite months, because we get to sew. If you are new to the guild this year, I understand the difficulty in trying to make new friends and sort of mesh into the guild. Working with philanthropy is a good way to get involved and feel like you belong. In addition to our sew-in, the Philanthropy team meets the last Saturday of every month at the Temecula Assistance League. The group works sewing, cutting, and packaging kits so members can take them home to put together. It takes a lot of us helping, and truly, they never have quite enough help, nor enough good fabric, for that matter.

While I'm on the subject of new members fitting in, I'll say this: we all need to make a much more concerted effort to converse with and get to know new members. Sit with someone you do not know, and have a conversation. If your friendship group is not already maxed out for members, please consider asking a new member to join. Put yourself in the shoes of someone new. You wouldn't want to join something as potentially wonderful as a quilt guild and then never have anyone speak to you or make you feel welcome. We want membership to grow, not shrink. Okay, lecture over.

Pat Jordan and her nominating committee have begun recruiting to fill positions for 2018. New members: this is an easy way to get involved and become an important cog in the guild wheel. Volunteer! Ask Laurie Gonzalez, our hospitality gal! Bear in mind that most positions can be filled by you and your best friend. In fact, it's almost better that way, since the work is covered if one of you is out due to illness or vacation. Please give some consideration to what you might do to help keep the guild running smoothly in 2018. We need your help!

Thank you for being a part of Valley of the Mist.

Ellen French, President



# Monthly Programs & Room Set Up

Valley of the Mist Quilters Guild  
Program and Room Set Ups

	January	February	March	April	May	June	July	August	September	October	November	December
Program	Speaker	Speaker	Speaker	Speaker	Speaker	Brown Bag	Quilters University	Phil. Sew In	Challenge Quilt	Speaker	Member Showcase	Holiday Party
Block of the Month	yes	yes	yes	yes	yes	no	no	no	yes	yes	yes	no
Challenge Quilt	yes	yes	yes	yes	yes	no	no	no	yes	no	no	no
Charm Squares	yes	yes	yes	yes	yes	no	no	no	yes	yes	yes	no
Door Prizes	yes	yes	yes	yes	yes	no	no	no	yes	yes	yes	no
Library	yes	yes	yes	yes	yes	no	no	no	yes	yes	yes	no
Merchandise Table	yes	yes	yes	yes	yes	no	no	no	yes	yes	yes	no
Monthly Mini	yes	yes	yes	yes	yes	no	no	no	yes	yes	yes	no
Opportunity Quilt	yes	yes	yes	yes	yes	yes	no	no	yes	yes	yes	no
Philanthropy	yes	yes	yes	yes	yes	no	no	no	yes	yes	yes	no
Show and Tell	yes	yes	yes	yes	yes	yes	yes	no	yes	yes	yes	no
Refreshments	yes	yes	yes	yes	yes	yes	yes	yes	yes	yes	yes	yes
						Board provides			Dessert contest			Members Potluck



## Veterans Update

### **MONTHLY U.S. VETS DONATION PLAN**

January.....BAR SOAP (Full size, wrapped. 1 bar = 1 ticket)

February.....MEN'S SOCKS (white or black, crew socks are best. 1 pair = 1 ticket)

March.....FULL SIZE SHAMPOO (1 bottle = 1 ticket)

April.....TOOTHBRUSH (individually packaged. 1 brush = 1 ticket)

May.....MEN'S DEODORANT (1 deodorant = 2 tickets)

June.....MEN'S DISPOSABLE SAFETY RAZORS (1 razor = 1 ticket)

July.....DECKS OF PLAYING CARDS

**August.....WASH CLOTH (1 wash cloth = 1 ticket)**

September.....MEN'S SHAVE CREAM (1 can = 2 tickets)

October.....TOOTHPASTE (Full size, please. 1 tube = 1 ticket)

November.....CHAPSTICK (1 tube = 1 ticket)

**Please bring your donations to each Guild meeting.....tickets will be given for some special prizes, and you will be helping to support our Veterans at March Air Base.**

# Quilt Show News



**NEXT QUILT SHOW MEETING IS FRIDAY, AUGUST 18 AT 1PM AT THE GRACE MELLMAN LIBRARY IN TEMECULA.**

**VOLUNTEERS:** The quilt show is coming, and sooner than you think! We need more volunteers! For the next two general meetings, Marilyn Matteson will be circulating with a clipboard to sign up volunteers. She will also be calling and emailing members.

**POSTCARDS:** We hand out bundles of quilt show postcards between the August meeting and the quilt show. The postcards advertise the quilt show and the auctions. Please take at least 3 bundles (of 25 each) and distribute them. Note: you do NOT have to find 75 people to hand these to. All you need to do is leave an entire bundle at 3 different places where you do business, like your beauty salon, your nail salon, your dentist, your doctor's office, outlying quilt shops you may visit. Remember: leave the whole bundle—so you only need to leave them at three locations!

**DISPLAY FORMS:** Your display forms are due to Gail or Rita AT THE AUGUST MEETING, or snail-mailed or scanned and emailed to Gail. It is really important to get these in because planning where to hang all those quilts is a big job and takes a while. We need lots of display quilts! All quilts qualify to hang, and every one will look beautiful hanging throughout Old Town Temecula.

All auction and direct sale quilts must be turned in at the September meeting with their forms (one form per quilt) safety-pinned to them. The forms are on the website and will also be on the information table by Membership at the August meeting. Please note the sizes on the forms so you will be sure to put your quilts into the proper categories.

**SHARE LIVE-STREAMING INFORMATION:** We really need all members to share the quilt show information and auction details on their Facebook pages, including that the auction will be live streamed. **I will be sending out email blasts to you all with the details and reminders as we get closer to quilt show day.**

**\*\*\*PLEASE NO INDIVIDUAL SELLING OF QUILTS AT THE QUILT SHOW.\*\*\*** This creates liability and insurance problems for the guild and also competes unfairly with the our auctions, which are raising funds for the guild and for charity.

---Gail Ledbetter, Quilt Show Chair



## MEN WANTED!!!

Quilters, it's time to rally those big, strong husbands, sons, and grandsons to help with the hanging of the ropes Friday evening October 6th about 5:00 p.m. This is the night before our SPECTACULAR 2017 Old Town Temecula Outdoor Quilt Show.

Members of the quilt show committee will be circulating throughout the room at the August and September meetings with a volunteer sign up sheet. Remember, high schoolers can get community service hours for helping hang the ropes and for helping in various ways during the show. We can all help to make this our best quilt show ever!!

Please check our website ([www.valleyofthemistquilters.com](http://www.valleyofthemistquilters.com)), or our two previous newsletters, for the forms to submit with your quilt show quilts. Only one form is needed for all the quilts you will hang in the show & that is due in August. One form for EACH quilt you submit for sale/auction is required and those quilts with forms are due in September.

## The Annual Quilt Walk

Marlene Oaks [sewingatlightspeed@gmail.com](mailto:sewingatlightspeed@gmail.com)

Each year we hang quilts inside of Old Town Temecula businesses for 2 weeks leading up to our quilt show. We try to match requests to quilts as closely as possible, so please look at the list below to see if you might have a quilt or be making one that fits what the merchant wants. If you do, please email me a photo of it and its dimensions. If yours is selected, I will be asking for information for the brochure that the city prints. These need to be quilts not seen in the quilt walk before (except 1 by request, see #19)

### So here is what I need:

- 1) **A traditional quilt up to 20"x20"**
- 2) **Religious subject matter, any size**
- 3) **Fruits and/or veggies, up to 6' wide by 4' tall**
- 4) **Traditional with fall or neutral colors, up to 36" x 36"**
- 5) **Sweets or abstract any size**
- 6) **Teas and/or Spices, 26" x 60"**
- 7) **Wild is fine! Up to twin size**
- 8) **Any size and any subject**
- 9) **Up to twin any subject**
- 10) **Up to 7'x 4' any subject**
- 11) **Up to twin any subject**
- 12) **Up to twin any subject**
- 13) **Up to 48" x 30" roosters or chickens (would like 2)**
- 14) **Wall hanging any subject**
- 15) **Wall hanging any subject**
- 16) **Small wall hanging any subject**
- 17) **Fall colors, large to drape on piano**
- 18) **Fall colors, wall hanging, especially olives**
- 19) **And we have one that requested Shirley's Queen of Diamonds that she had in her store had last year! Way to go Shirley!**

Please contact me soon with your entries as the quilts need to be selected and the information given to the city so that they can print the brochure. Thank you so much for playing!



# Guild Elections

## Guild Nominations Are Open for 2018

I want to advise everyone that our guild has a Nominating Committee for the 2018 elections and will hold a vote at the August general meeting to approve the committee. We are trying to contact everyone currently serving to verify if you wish to continue in your current position or do something different. If you'd like to serve the guild in one of our guild elected or appointed positions (see lists below), please let me know. **We welcome anyone that has a desire to get more involved... training provided and it's a great way to get to know other quilters** and build long lasting friendships. We also have committees that need help so I'll have a sign up sheet for those starting at the August meeting.

### Our committee members are:

Marlene Oaks, Patricia Ogden, Adrienne Ridder  
Sheryl Eramo (Board Member Representative), Sherry Riddle (alternate)

### If you have any questions, please let me know

Pat Jordan, Parliamentarian  
[pjordan@ucsd.edu](mailto:pjordan@ucsd.edu) or 951-663-5345

### ELECTED POSITIONS:

PRESIDENT	SECRETARY
FIRST VICE PRESIDENT	TREASURER
SECOND VICE PRESIDENT	WAYS & MEANS CHAIR

### APPOINTED POSITIONS:

ADVERTISING COORDINATOR	MERCHANDISE COORDINATOR
AMBASSADOR CHAIR	MONTHLY MINI COORDINATOR
BLOCK OF THE MONTH COORDINATOR	NEWSLETTER EDITOR
CHALLENGE/MYSTERY QUILT COORDINATOR	OPPORTUNITY QUILT MAKER CHAIR
CHARM SQUARES/FAT QUARTER COORDINATOR	OPPORTUNITY QUILT SALES
CORRESPONDENCE SECRETARY	PET BED COORDINATOR
DOOR PRIZE COORDINATOR	PARLIAMENTARIAN
FACILITY COORDINATOR	PHILANTHROPY CHAIR
FRIENDSHIP GROUP COORDINATOR	PUBLICITY & PUBLIC RELATIONS
HISTORIAN/PHOTOGRAPHER	QUILT SHOW ASSISTANT
HOSPITALITY HOSTESS	RETREAT COORDINATOR (2019)
INTERNAL AUDITOR	SHOW & TELL COORDINATOR
LIBRARIAN	SCCQG REPRESENTATIVE
MEMBERSHIP CHAIR	WORKSHOP COORDINATOR





# Dessert Contest

We will be having our annual Dessert Contest at our September 12th Guild Meeting. This is the Guild's "birthday month" and its always a special treat to have many wonderful homemade desserts to share. Following are some guidelines.....get out those family recipes and bring your fabulous creations! Laurie Gonzalez, Hospitality Coordinator



## CONTEST GUIDELINES

- \* SIGN UP AT AUGUST MEETING OR CONTACT ME
- \* MAKE YOUR MOST DELICIOUS DESSERT
- \* MAKE A SIGN WITH NAME OF THE DESSERT
- \* NOTE ANY INGREDIENTS THAT MIGHT CAUSE ALLERGIC REACTION BY OTHERS (E.G. NUTS, SOY)
- \* HAVE 3X5" RECIPE CARDS PRINTED (OPTIONAL)
- \* CUT DESSERT AHEAD OF TIME INTO BITESIZE PIECES TO ALLOW MANY TO TASTE
- \* DO NOT IDENTIFY YOURSELF
- \* WHEN: **SEPTEMBER 12th, 2017**
- \* WHERE: GUILD MEETING - COMMUNITY RECREATION CENTER
- \* TIME: ARRIVE BY **6:00 PM** SO WE CAN SET UP EARLY
- \* VOTING WILL BE ANONYMOUS - VOTING SLIPS AVAILABLE FROM HOSPITALITY HOSTESS

**Contact Laurie Gonzalez: 951 377-9639**



***Monthly Mini, Library books, Merchandise Table, Charming Strips, Block of the Month and all regular Guild activity tables will return in September!***

## **Opportunity Quilt**

**This is for all you procrastinators.** The opportunity quilt will not be brought to the August meeting, but I will be accepting money and ticket stubs for the quilt. Time is running out to get your tickets in for the opportunity quilt. We only have the August and September meetings. If you miss this chance you will need to get the money in on quilt show day. I know everyone has other duties on the day of the quilt show, so find those tickets you put in a safe location and get them in this month. Thanks. Gloria Bachmann



102°...TOO HOT  
TO QUILT, YET  
THE CAT STILL  
INSISTS ON  
BEING IN  
MY LAP.





# Cookbook Contest



**We missed our deadline to get special discounts. However the board decided to continue until we get the 300 recipes needed then we will hold them until another set of discounts becomes available....so please don't stop contributing.**

## WE NEED 160 MORE RECIPES!

### We're Cookin' Guild Cookbook Contest

~March 14 until we get 300 recipes~

Contest extended until we reach our goal of 300 recipes!

**Grand Prize  
\$100 gift certificate**

to the restaurant or quilt shop of your choice!



Here's how you enter to win... 1 ticket for every **hard copy** recipe you bring to me at the meetings. 2 tickets for every recipe you **enter on line**. There will be a drawing at each general meeting from that night's entries. All tickets will be saved for the big drawing... so... the more recipes you enter, the more your chances to win.

To enter your recipes on line go to:

[www.typensave.com](http://www.typensave.com)

User name: VOTMQG Password: onion333

After you input your recipe(s) printout "Proofs" to check. Bring proofs to me to get 2 tickets into the drawing

Any questions call me at (951)210-0560 or email me at [sebrown236@gmail.com](mailto:sebrown236@gmail.com)



# Challenge Quilt

Due at September 12th Guild Meeting!

## About the house...



### 2017 Challenge Quilt

#### The Quilt:

- Your challenge is to create a **house block quilt**. It can be anything from wall hanging to a full size quilt. House blocks or houses must be the main feature so that when viewed it can be clearly defined as a house block quilt.
- It must be a quilt...that is, it must contain a front and back with batting in between and be quilted either by machine or by hand.

**House blocks**... a minimum of 5 houses in the quilt. No maximum.

- Any style house is acceptable.
- Any size block is acceptable
- Any method is acceptable... appliqué, piecing, embroidery, etc.
- Any fabric choice is acceptable but you must use fabric.
- The addition of other blocks of your choice is acceptable.
- Embellishments are acceptable.
- If you have any questions, please call  
Shirley Brown (951) 210-0560





# Show & Tell



## **NO SHOW AND TELL IN AUGUST!**

**Thank you all for the many quilts that you bring each month. It is a thrill to see them.**

**For August, we will not have Show and Tell, since we will be sewing for Philanthropy.**

**For September,** please bring Back to School themes, Kid quilts; Fall, autumn quilts. Remember, we always like to see your recently completed quilts regardless of the theme of the month.

We look forward to sewing with you on August 8th!

Dot Demmin and Patricia Ogden

[951-461-2443](tel:951-461-2443)



**JULY  
Show &  
Tell Quilts**







**Show & Tell MONTHLY THEMES:** Use as an inspiration for the next project! We always want to see completed quilts after workshops too!

**August- Philanthropy sew in - NO show and tell this month!**

**September-** Back to School themes , Kid quilts; Fall, autumn quilts

**October-** Harvest, Pumpkins, Halloween quilts

**November-** Thanksgiving, appliquéd, or strip/string/crazy quilts

**December-** informal format of decorating the stage with your favorite holiday quilts (Christmas, Chanukah, Kwanzaa)




## Reminder: Snacks & Door Prizes

Hello all Birthday Members!

Don't forget to bring your snacks to the meeting this month if you are are **August birthday** baby....also if you missed your birthday month, we could use some extra snacks so please bring if you can. It's a wonderful night of sewing and making things for those in need so we need to nourish ourselves as we work away! Hope to see you at the meeting and August birthday members, please let me know if you aren't able to come & bring a snack. Thanks!

Pat Jordan



Birthday Month	Bring Door Prize	Bring Snack	Monthly Program
January	yes (plus Dec.)	yes (plus Dec)	Speaker
February	yes	yes	Speaker
March	yes	yes	Speaker
April	yes	yes	Speaker
May	yes	yes	Speaker
June	no (bring in Sept.)	no (bring in July) (board members to bring snacks)	Basket Bonanza
July	no (bring in Sept.)	yes (plus June)	Quilters "U"
<b>August</b>	<b>no (bring in Sept.)</b>	<b>yes</b>	<b>Philanthropy Sew</b>
September	yes (plus June-Aug)	no, (bring in October)	Guild Birthday Party
October	yes	yes (plus Sept.)	Speaker
November	yes	yes	Speaker
December	no (bring in Jan.)	no (bring in Jan.)	Holiday Party/Potluck

*Shhhh*  
IT'S A SECRET

## President's Quilt

*Shhhh*  
IT'S A SECRET

Don't forget to bring ALL blocks in your hands to the August meeting or make arrangements to meet me by the August meeting. We need to collect everything by then.

Thanks to everyone who has participated....we had a great response and it will be lovely!

Pat Jordan

# Block of the Month

## Block of The Month 2017: Block #8

Block is due at the September meeting.

This month we are continuing our color scheme for the year: black, white, the monthly birthstone color, and a shade (or tint) of that color. This month's color is light green (peridot), so your second color should be shade of green. Please look at the January newsletter for the color chart. We encourage you to make two blocks, one to enter in the drawing and one to keep. Please sew with an accurate quarter inch seam.

This block uses improvisational piecing so have fun with it. The only tricky part is when you are piecing together the final three parts; watch to make sure you are lining up the horizontal stripes.

### Cut list -- For one 12 ½" block:

White fabric: one 11 ½" square

Black fabric: one 13 ½" X 2" strip

Light green fabric: one 13 ½" X 2" strip; one 16" X 2" strip

Green shade fabric: one 16" X 2" strip

### Assembling the block:

Using your rotary cutter and ruler, cut the white square into thirds. Look at the second photo for an idea, but this is improvisation. The cuts don't have to be even or straight and varying the angle makes it more interesting.



Sew the 13 ½" X 2" strip of light green between the left and middle piece and the 13 ½" X 2" strip of black between the middle and right piece. Make sure the strips extend beyond the white fabric and line up the white pieces so the tops are roughly even. Press away from the white fabric.

Now turn the block and cut it again in thirds (see photo 2.) Repeat the above steps with the remaining light green and other green 16" strips of fabric. When sewing together, check the alignment of the strips from the last step to make sure they even. Also, check to make sure the inserted strips extend beyond the edges of the block. Press toward the inserted strips.

Using a 12-½" square up ruler, trim to get a 12 ½" block. Repeat to make a second block!

This block is so fun to make and as long as you watch the alignment, it is quick, easy, and beautiful.

Adriane Ridder & Shelly McNeely  
Block of the Month Coordinators



# Places To Go.....Quilts To See

- **AUGUST 4 & 5, 2017: BIG BEAR LAKE QUILT GUILD QUILT SHOW**  
**"CABIN IN THE WOODS"**

Quilts, Vendors, Drawings, Opportunity Quilt

The Lodge at Big Bear Lake 40650 Village Drive, Big Bear Lake, CA

Fri. Aug. 4: 10 AM-6:30 PM, Sat. Aug. 5: 10 AM-5 PM Admission \$5

INFORMATION: [www.bigbearlakequiltersguild.com](http://www.bigbearlakequiltersguild.com)

- **SEPT. 22 & 23, 2017: GLENDALE QUILT SHOW**  
**"RIPPLE EFFECT"**

Hundreds of quilts, special exhibits, vendor mall, daily drawings

Conference Center, Pasadena Convention Center, 300 E. Green St. Pasadena CA

Fri. Sept. 22: 10 AM-6PM Sat. Sept. 23: 10 AM-6 PM

Admission: \$10/day or \$15/2 days

INFORMATION: [www.glendalequiltguild.org](http://www.glendalequiltguild.org)

- **SEPTEMBER 28 - 30, 2017: SAN DIEGO QUILT SHOW**  
**"POSTCARDS FROM SAN DIEGO"**

Hundreds of quilts, special exhibits, Vendors, Hourly Door Prizes, Raffle Baskets

San Diego Convention Center, Hall H: 111 W. Harbor Dr., San Diego CA

Thurs Sept. 28: 10 AM-6PM, Fri. Sept. 29: 10 AM-6PM, Sat. Sept. 30: 9AM-5PM

\$10 unlimited admission

INFORMATION: [www.sandiegoquiltshow.com](http://www.sandiegoquiltshow.com)

- **SEPT. 23-OCT. 7, 2017: OLD TOWN TEMECULA QUILT WALK**

Quilts displayed inside designated shops in Old Town Temecula

INFORMATION: [www.valleyofthemistquilters.com](http://www.valleyofthemistquilters.com)

- **OCTOBER 7, 2017: OLD TOWN TEMECULA OUTDOOR QUILT SHOW**

Saturday, 10 am -4 pm Quilts hung all over Old Town Temecula

10 am-12:30 pm: Small Quilt Silent Auction, 1 PM Large Quilt Live & Streaming Auction

Vendors, Opportunity Quilt, Challenge Quilts, Featured Quilter: Peggy Martin

INFORMATION: [www.valleyofthemistquilters.com](http://www.valleyofthemistquilters.com)

- **OCTOBER 7 & 8, 2017: IDYLLWILD QUILT SHOW**  
**"BACK IN THE DAY"**

Quilts, Apron challenge, door prizes, vendors, theme gift baskets, opportunity quilt

Sat. & Sun. 10 AM-4 PM \$7 Admission (spouses free)

Buckhorn Camp, 24641 Hwy. 243, Idyllwild, CA



# Please Support Our Advertisers

## OLLIE'S ATTIC



**Longarm Quilting** -  
*custom and  
edge-to-edge*

**Elaine Giometti**

417-230-1756  
cegiometti@verizon.net

1469 Camino Sueno  
Hemet, CA 92545

## Moore's

Sewing Machines • Ceiling Fans • Vacuums  
Specialists in Sales & Service  
A Fourth Generation Family Business

Mission Viejo • 25390 Marguerite Pkwy. • (949) 580-2520  
Orange • 2265 N. Tustin St. • (714) 279-6830  
Huntington Beach • 15041 Goldenwest St. • (714) 899-3222  
Corona • 591 N. McKinley St. #105 • (951) 736-5457  
Victorville • 16210 Bear Valley Road • (760) 240-4477  
Temecula • 26490 Ynez Road, Ste. F & G • (951) 297-3796  
Outlet Center • 22532 Avenida Empresa, RSM • (949) 829-9459  
www.mooresew.com



Sunday Noon-5pm • M-Th 10 am - 6 pm • Fri 10 am - 3pm • Closed Sat  
[www.bluebirdquilts.com](http://www.bluebirdquilts.com) / 909.514.0333



## Bonnie E. Hallett

Affordable—Starting at .01 per inch  
Fast Turnaround—Usually under 2 weeks  
Computer guided Pro-Stitcher

**Hallett's Quilting  
Service**

35109 Highway 79 #212  
Warner Springs, CA 92086  
760-782-3763  
hallettb@att.net

## Quilts of Valor

Norma E. Enfield  
P.O. Box 366  
Murrieta, CA 92564

We are a 501(c)(3) non-profit organization

Creating Comfort, Love & Respect  
for our Veterans, one quilt at a time

(951) 698-8791

quiltingtwin@verizon.net  
[www.QOVFTemecula.org](http://www.QOVFTemecula.org)

## Tonya's Quilting

LONGARM QUILTING SERVICE

Phone: (951) 283-0569  
Email: [Tonyasquilting@gmail.com](mailto:Tonyasquilting@gmail.com)  
Web: [www.tonyasquilting.com](http://www.tonyasquilting.com)  
Facebook: [Facebook.com/TonyasQuilting](https://www.facebook.com/TonyasQuilting)  
Call for Drop Off /Pick Up information.



## COZY Creative CENTER

756 Jamacha Road, El Cajon, CA

Just 1.5 miles  
south of  
Interstate 8.  
Take 2nd St  
exit in  
El Cajon.



619-670-0652

[CozyQuilt.com](http://CozyQuilt.com)

BERNINA  
made to create

brother

Handi  
Quilter

Koala  
studios

GO!  
Signature  
DEALER

Open 7 days  
a week

To Advertise in this  
Newsletter

Please Contact:

Cheri McDowell

[mcdowell22@verizon.net](mailto:mcdowell22@verizon.net)



# Thank You for Supporting Our Advertisers

## Fat Quarters Quilt Shop



728 Civic Center Dr.  
(formerly Escondido Ave)  
Vista, CA 92084  
760-758-8308

[www.fatquartersquiltshop.com](http://www.fatquartersquiltshop.com)

Monday thru Saturday 10:00 am – 5:30 pm  
Closed on Sunday

Over 4000 bolts of the NEWEST fabrics!  
Check out our 25% off Daily Sales!

Stop by and be inspired -  
Meet your friends at Fat Quarters Quilt Shop!  
Quilting the world together one stitch at a time since 1999!

## I'd Rather Be Quilt' n

14 Years Long-Arm Machine Quilting  
Professional Quality Work @ Affordable Prices  
Custom/Pantographs  
Pantographs Quilted Edge to Edge  
Large Pattern & Thread Selection  
Quilter's Dream Battings (100% Cotton, 70/30, poly, wool)  
Warm & Natural Batting  
Smoke-Free Environment  
**Ruth A. O'Neill**  
951-699-4887 Temecula



## AMERICAN DREAM *Home Ownership*

**Tarbell,  
REALTORS**

### THINKING OF BUYING OR SELLING?

Receive A Comprehensive  
Market Analysis Without Cost  
Or Obligation

Receive Maximum  
Internet Exposure  
Upon Listing




**Adriane Ridder**  
Realtor  
(951) 297-9140

[AdrianeR@Tarbell.com](mailto:AdrianeR@Tarbell.com)  
Lic. # 02008957



\* If your home is listed,  
please disregard this notice.  
It is not intended to solicit  
other brokers' listings.



## Valley of the Mist Quilters Guild

27275 Ynez Rd. #435 Temecula, CA 92592

Newsletter Editor: Cheri McDowell Webmaster: Tina Sandoval

votmq@yahoo.com

<http://www.valleyofthemistquilters.com>

Follow us on Facebook



### MISSION STATEMENT

Formed in 1990, Valley of the Mist Quilters Guild is a non-profit charitable, educational and social organization in the Temecula Valley. We promote the knowledge of and appreciation for all aspects of quilting and fiber arts with an active philanthropy program.

### Our Meeting Location

**Community  
Recreation Center  
30875 Rancho  
Vista Rd.  
Temecula, CA**

Exit the 15 Freeway at  
Rancho California Rd.  
and go East.  
Go to Ynez Rd. and  
turn right.  
Go to Rancho Vista  
Rd. and turn Left  
The CRC is  
approximately 1.5  
miles on the right-  
hand side.

**All Sewers  
Welcome**



**DON'T  
FORGET!**

★ **General Meeting**  
Tues., Aug. 8th  
@ **6:15 pm**

★ **Bring machine,  
and/or scissors,  
cutting mat,  
rotary cutter,  
extension cords**

★ **Submit recipes  
for Guild  
Cookbook**

★ **Bring Veteran's  
Donations**

★ **Bring Pres. Quilt  
blocks**

★ **Sign up for  
Workshops**

★ **Turn in Quilt  
Show Forms**

★ **Board Meeting**  
Mon., Aug. 14th  
@ **Primitive**

