


Baste & Banter



Inside This Issue

February Program	1
President's Message	2
2017 Programs	3
Veterans Update	4
Quilt Show News	5
Philanthropy & Monthly Mini	6
Workshops	7
Challenge Quilts	8
Show & Tell	9
Quilter of Month	10
Basket Bonanza & Charm Strip Exchange	11
Retreat & Merchandise Table	12
Door Prize/Snacks	13
Block of Month	14
Correspondence	15
Membership Forms	16&17
Places to Go	18
Advertisers	19&20
Reminders	21



J. Michelle Watts

February 14 marks the day **J. Michelle Watts** returns to Temecula from Roswell, New Mexico to present her lecture **"It's Simple with Stencils"**. She will teach her exciting new technique in stenciling quilts which she has perfected since her last visit. Many of you will remember the amazing artistry of her Southwest quilt patterns and designs inspired by Native American weavings, pottery, woven baskets, jewelry and bead work, as well as Spanish carvings, decorative tiles and architecture. Well, this time she will demonstrate her block stenciling technique using laser cut appliques, and show us how we can make a whole cloth quilt which appears pieced.



Michelle has been quilting for over 30 years, published three books, designed three fabric lines for Moda, and has recently started a Block-of-the-Month featuring her favorite Fiesta de Talavera quilt with Laser Cut Applique Kits providing more than 1200 pre-fused and cut appliques from Anthology Batiks. If you are interested, email her at jmichellewatts@gmail.com or visit her website at jmichellewatts.com.



Join us, if you will, at **Palombo's Ristorante** for a **meet and greet over dinner on Valentine's Day, February 14, at 4:30 PM.** For reservations call me at **951-834-3345.**

There still may be a couple of spots available for her workshop scheduled Wednesday, the 15th, from 10 to 4 at Glen Oaks Clubhouse. Call me for a supply list if you think you might join us, and remember to bring a lunch!

Shelley Wilson 1st VP



**Tuesday, February
14
6:15 Social Time
6:45-9 Meeting**



President's Message



PRESIDENT'S MESSAGE—FEBRUARY

It's February, and we're meeting on Valentine's Day! Hopefully you got all the romance out of the way earlier in the day and will join us for a fun-filled meeting featuring Michelle Watts and her lecture called "It's Simple with Stencils."

Kathy Gaul gave us an entertaining, informative and inspirational presentation of her wool applique methods at the January meeting. I enjoyed it, and I hope you did too. Speaking of the January meeting, please forgive me for racing through the evening at breakneck speed. I think the hardest part about running the general meeting is figuring out how to operate within the time constraints. There were a whole lot of people who needed to speak about various things, and I was told the night before that Kathy's contract specified that she was to have a full hour for her presentation, instead of 45 minutes. So....I rushed. Sorry about that, especially since I rushed so much we finished ten minutes early! **Please bring all your show and tell items this month that you couldn't show last month.**

The biggest issue facing the guild at this time is **filling a few very important positions still vacant.** The number one most important job is that of Assistant to the Quilt Show Director. The job, this year, is pretty much a springboard to the Quilt Show Chair job in 2018, since this is (regretfully) Gail Ledbetter's last year as Chair. **We still need many more people to join the quilt show committee.** We cannot do it with just five people.

We also need someone to take on the organization and creation of our **2018 Opportunity Quilt.** Please note that **this is a job ideally suited for a friendship group.** The design is chosen and made by a team, so please discuss this with your friendship group!

Another important job that doesn't require a lot of regular activity is that of **Southern California Council of Quilt Guilds Representative.** SCCQG holds quarterly meetings that our rep attends and brings back information to share with the guild. Especially fun is the "Meet the Teachers" meeting, where prospective lecturers attend and provide information about themselves and their specialties. We've contracted with many exciting new teachers this way.

A huge thank you to Sandy Besanson and Laurie Gonzalez. Sandy volunteered at the last meeting to take on **Workshops**, and Laurie is going to handle **Hospitality** this year! Thank you to both of you, and to everyone else who has volunteered this year.

Think of the guild as a village—as in, **"It takes a village."** If we do not volunteer and each take an edge of the quilt, we cannot hold it up in all its glory. We need **YOU** to help us do the fun and educational and philanthropic work of the guild. This is where solid and lasting friendships are made!

Ellen French, President



2017 Program Schedule

VALLEY OF THE MIST QUILTERS GUILD

2017

Meeting, Lecture, & Workshop Schedule

Kathy Gaul

www.meetinghousehilldesigns.com

January 10, 2017

Lecture: Dimensional Wool Appliqué

January 11, 2017

Workshop: Glory Bee

Michelle Watts

www.jmichellewatts.com

February 14, 2017

Lecture: It's Simple with Stencils

February 15, 2017

Workshop: Stenciling Quilt Blocks

Leah Zieber

www.zieberquilts.com

March 14, 2017

Lecture: History Repeated Antique Quilt Trunk Show

March 18, 2017

Workshop: Chintz Medallion Swap or Not

Lujean Seagal

www.lujeanquilt.com

April 11, 2017

Lecture: Looking at a quilt from both sides

April 12, 2017

Workshop: TBA

Dragonfly Dyeworks

www.dragonflydyeworks.com

May 9, 2017

Lecture: A day in the life of a Dyer

May 13, 2017

Workshop: Fabric to Dye For

Basket Bonanza

June 13, 2017

"Brown Bag" Sale, No workshop

Quilter's University

July 11, 2017

Member Mini Workshops only

Philanthropy Sew-In

August 8, 2017

Annual Philanthropy work meeting, No workshop

BirthdayParty/Challenge Quilts

September 12, 2017

Guild Birthday celebration, challenge quilts, No workshop

Leora Raikin

www.aflembroidery.com

October 10, 2017

Lecture: Merging My Creative Worlds – Documenting Life Through Fiber Art

October 14, 2017

Workshop: Mixed Media Creativity Through African Folklore Embroidery

Member Showcase

November 7, 2017

Member Trunkshows, No Workshop

Holiday Party

December 12, 2017

Holiday potluck & gift exchange, No Workshop



U.S. VETS UPDATE

Thank you so much to all who donated bar soap and other items to our in-need veterans. We're off to a wonderful start, collecting about 75 bars of soap in January! That's about half of what we need, so if you see a deal on soap at some point, we can sure use more. We drew a ticket and donor Annette Fecteau won an ArtBin Super Satchel!

February is Men's socks month. White or black crew socks are best, and are pretty much a one-size-fits-all item. Good deals can be found at Big Lots, Costco and any place that sells multiple pairs for a lower price, such as Target, Kohl's, or Walmart.

Due to a possible conflict, **we've told our Philanthropy team we will pull the pillowcase reward out of our lineup.** We don't want folks to make up a philanthropy kit and turn it in to us. We're working on some way to make sure everyone is happy, so stay tuned.

Thanks again for giving these basics to our vets. They have served our country and as a result of that service, have suffered much. They are now in this program in an effort to overcome these obstacles and rejoin society. Please keep in mind the "there but for the grace of God" concept. These men could easily be your own relatives. Let's pretend they are.

Thank you,

Lynn Korito and Ellen French

MONTHLY U.S. VETS DONATION PLAN

January.....BAR SOAP (Full size, wrapped. 1 bar = 1 ticket)
 February.....MEN'S SOCKS (white or black, crew socks are best. 1 pair = 1 ticket)
 March.....FULL SIZE SHAMPOO (1 bottle = 1 ticket)
 April.....TOOTHBRUSH (individually packaged for sanitary reasons. 1 brush = 1 ticket)
 May.....MEN'S DEODORANT (1 deodorant = 2 tickets)
 June.....MEN'S DISPOSABLE SAFETY RAZORS (1 razor = 1 ticket)
 July.....TBD
 August.....WASH CLOTH (1 wash cloth = 1 ticket)
 September..MEN'S SHAVE CREAM (1 can = 2 tickets)
 October.....TOOTHPASTE (Full size, please. 1 tube = 1 ticket)
 November...CHAPSTICK (1 tube = 1 ticket)



Quilt Show News



Our **19th annual Old Town Temecula Outdoor Quilt Show** will be on **Sat Oct 7, 2017 from 10:00 am - 4:00 pm.**

The first Quilt Show **Committee Meeting** will be on **Friday, February 3 at 1:00 pm** at **Grace Mellman Library on County Center Drive in Temecula.**

Our March Committee Meeting will be on **Friday March 10 at 1:00 pm.**

Please come and join our committee. It is a great way to meet and get to know other guild members. It takes a lot of help to make the quilt show work and everyone has something they can contribute. We have a meeting once a month from February - September to plan our biggest fund raiser of the year. **Last year we were able to donate \$1250. each to three local charities that don't get much, if any, public funding.** You too can be part of this worthy project. It is understood not every committee member will be able to attend every meeting. The meetings will not always be on Fridays but will change after March.


The 2017 show will be the last one I will be able to chair. I am looking for someone who would be **willing to take over the chairmanship** in 2018 who could be my assistant this year and work closely with me to learn everything about the quilt show. I will be available to answer your questions throughout 2018.

Remember, it is never too early to start thinking about your 2018 auction quilts. It is the large quilt auction that raises the bulk of the money we are able to contribute to our chosen charities. **Happy Quilting!**

Gail Ledbetter gail200@icloud.com 951 312 4927



Philanthropy



We hope the New Year has started wonderfully. **Make it even better by joining your friends in Philanthropy!** We were able to share many wonderful quilting projects (quilts, neonatal blankets/pads, pillowcases, Christmas stockings and pet beds) with such deserving community organizations, and plan to continue our great work to make 2017 even better.

We will have kits and quilts for binding/quilting available at the Guild meetings, yet we also appreciate those of you who like to make projects of your own. **Here are a few guidelines for the quilts**

- ⌘ Twin > 64"x80" (masculine and neutral)
- ⌘ Lap ~ 50"x65" (feminine, neutral and juvenile)
- ⌘ Baby quilts ~ 36"x48" (just plain cute)
- ⌘ Neonatal blankets ~ 18"x18" (flannel, no red)

Please let us know of any community organizations we should consider for donations. Our talented, generous guild members continue to amaze us with great ideas for new projects also. If your passion is making totes or stuffed animals... do it! You may even spark the passion in others. It's wonderful how we can share joy with not only others in our community, but also with each other.

Join us for the next Philanthropy Sewing day on Saturday, February 25th from 10am-3pm at our new location. Please bring a lunch and join us for a fun and productive day working on philanthropy projects of your own, making kits, prepping quilts or any of the many other activities our hands are busy with while we enjoy each other's company. See you there!

Assistance League – Community Room (left of the store entrance around the side)

28720 Via Montezuma, Temecula 92590

Thanks for all you do !

Karen Wurfel, Ida Colvin, and Theresa Culver, Co-Chairs



Monthly Mini



Hello All...Maureen and Tawnya here for Monthly Mini and what a cute one we have for you this month! **February is the "Month of Love" and Valentine's Day is right around the corner.** What better way to celebrate than with a mini that features the symbol of love, and this little gem doesn't disappoint.

For your viewing pleasure, we have a trio of scrappy, dancing, happy hearts that just beg to grace our walls with a little love. **The quilt has appliquéd scrappy hearts set on a field of meandering clover quilting and prairie points worked into the binding.** It's simple, but to the point. We get all "lovey" looking at it, and we think you will too! It would be cute to display on Valentine's Day, or whenever, to remind us all of the love there is around us and maybe to inspire a little love too!

This month's mini was created by Tawnya and Maureen.

Workshops



Our workshop for February is **Stenciling Quilt Blocks**. Michelle Watts is teaching this technique that reflects living in the South-Western United States, by using stencils and paint sticks. She uses lots of vibrant colors that make her designs really pop.

From beginner to advanced, you will be able to create beautiful designs to enjoy for years to come.

The class fee is **\$30** for Guild members and **\$40** for non members. Michelle has **kits available for \$25 and stencil brush sets for \$14**. Class is at **Glen Oaks Clubhouse on Wednesday, February 15th, 10 AM-4PM**. We only have 2 spots left, so be sure to call or email me if you would be interested in having fun with this one!

FUTURE WORKSHOPS

MARCH: Leah Zieber: Saturday, March 18th. Chintz Medallion Swap or Not. Time to get out your Civil War prints or whatever you would like to use for these beautiful quilts.

APRIL: Lujean Seagal, Wednesday March 12th. Beyond Boring Borders (she should have added "beautiful" to the name) Be sure to visit the workshop table at Guild Meeting to see for yourself.

MAY: Dragonfly Dye Works, Saturday May 13th. Fabric to Dye For

JUNE-SEPTEMBER: No Workshops

OCTOBER: Leora Raikin, Saturday, October 14th. Mixed Media Creativity Through African Folklore Embroidery.

NOVEMBER-DECEMBER: No Workshops

Sandy Benson, Workshop Chair

951-294-8030

sandybesanson@gmail.com

FEBRUARY



Valentine's Day



dreamstime.com

About the house...

2017 Challenge Quilt


The Quilt:

- Your challenge is to create a **house block quilt**. It can be anything from wall hanging to a full size quilt. House blocks or houses must be the main feature so that when viewed it can be clearly defined as a house block quilt.
- It must be a quilt...that is, it must contain a front, back with batting in between and be quilted either by machine or by hand.

House blocks... a minimum of 5 houses in the quilt...no maximum.

- Any style house is acceptable.
- Any size block is acceptable
- Any method is acceptable... appliqué, piecing, embroidery, etc.
- Any fabric choice is acceptable but you must use fabric.
- The addition of other blocks of your choice is acceptable.
- Embellishments are acceptable.

If you have any questions, please call
Shirley Brown (951) 210-0560



Show & Tell



Show and Tell

An important part of our monthly meetings is our inspirational Show & Tell. For those that are new to our guild - close to the end of our meetings, members are invited to show off our newly finished or older (especially if it's been a long time since we've seen it) quilts. **The number one "most interesting and fun" agenda item that remains top on the list of the comments received by members is Show & Tell.** We all love seeing our members projects (finished or unfinished) and you earn a chance to win a prize at the end of the year by receiving a ticket for every quilt you bring. **Remember that we are all at different levels of quilting and every quilt will be an inspiration to someone.**

Please come to our table to enter into our register your name, the quilt name/description and then sign a ticket for each quilt you bring and place it in the jar. **In November we will have a drawing for the gift boxes we are preparing.** We have tables in the back where we would like you to lay out your quilts that you will be showing so all can see them before the meeting and at break.

When it's time for Show & Tell, just pick up your quilt (s) and line up close to the stage steps. Please tell everyone your name and anything interesting about your quilt, including the quilter's name, when showing. We will help hold your quilt so you can be free to show it off!

For February, please bring your Valentine, red/white, heart motifs, lace quilts to show off. Remember, we always like to see your recently completed quilts regardless of the theme of the month. **Just for planning and for the fun of celebrating a monthly theme, the below list is our suggestion for the year, but again, you can bring any quilt you'd like to show.**

We look forward to hosting the monthly Show & Tell! See you in February.....

Dot Demmin and Pat Jordan
951-461-2443

MONTHLY THEMES: Use as an inspiration for the next project! We always want to see completed quilts after workshops too!

Jan- Winter, snowmen, or snowflakes.

Feb- Valentine quilts, red/white, heart motifs, LACE

March- GREEN or Celtic designs; Embellished quilts

April- pastels & Easter themes, Spring flowers or garden quilts

May- Cinco de Mayo, Mother's Day or Vintage quilts.

June- Summertime, vacation, graduation quilts, or Father's Day.

July- Patriotic, RedWhiteBlue, beach scenes, seascapes or boating.


August- Month off for Philanthropy sew in - NO show and tell this month!

September- Back to School themes, Kid quilts; Fall, autumn quilts

October- Harvest, Pumpkins, Halloween quilts

November- Thanksgiving, appliquéd, or strip/string/crazy quilts

December- informal format of decorating the stage with your favorite holiday quilts (Christmas, Chanukah, Kwanzaa)



Quilter of the Month



It is my pleasure to introduce to you one of our newer members, *Marilyn Matteson*. It was just last January, 2016 when she walked in the door and joined our guild. She immediately got involved, joining the Quilt Show Committee and a Friendship Group. She also joined the quilting group at the Murrieta Senior Center.

She was born in Grand Forks, North Dakota where she lived until she graduated from high school. Her life was lived there on a farm in a very rural setting.

Marilyn was active in 4-H and learned to sew there when she was 10. She made mostly garments for herself and others. Later in life she sewed for her children until they reached the age when they wouldn't wear "homemade" clothes. She sewed for her grandchildren too. For many years she was active in scouting.




She went to the University of North Dakota and earned a degree in business. She married her sweetheart who was in the Army and they moved around, mostly in the South. They moved to California in 1970, so she considers herself more a Californian than anything else. They had 3 children, 2 daughters and a son, and she has 5 grandchildren. Marilyn had several jobs before retiring, including working in a quilt shop in Santa Rosa and later she worked for the City of San Diego for 15 years.



Marilyn tackled her first two quilts using a Quilt in a Day book 25 years ago. She didn't do much more regarding quilting until 2009 when she took a sampler quilt class at Memory Lane. She says she has just a few quilts, as she gives them away almost as fast as she makes them. As with many quilters, she has a generous heart.





Pieced quilts are Marilyn's love. She has tried paper piecing, but doesn't like to do appliqué or art quilts. Marilyn has been the recipient of two prayer quilts as she has survived breast cancer twice!



Her current goal is to finish her UFO's including a friendship quilt from 20 years ago. She and a friend just got together and sewed their squares together. Also, her goal is to participate in Quilts of Valor and our philanthropy projects.

Marilyn enjoys our guild and everyone she has met. She said that from the very first meeting she was impressed by the friendliness of our guild. She enjoys the speakers. From last year she has two favorites, Laura Heine and Amy Simms with her great sense of humor. She looks forward to the speakers this year and all we shall do together. We are certainly glad she came in our door and stayed.

Submitted by Marlene Oaks



Basket Bonanza



The planning has begun for the **"Basket Bonanza" aka Brown Bag Event held at our June meeting.** For our new members, this is a fundraising event for our Guild. This is how it works: you purchase tickets, place your name on them (address labels recommended), and place tickets in the bag in front of the basket you want to win. It's that easy!! **So, it's time to start sorting through your sewing/craft room for those gently used and new items to donate to fill the baskets. Anything related to quilting, sewing, yarn, needlework, quilt/craft books, etc. can be included.**

We would also like to ask that the **Friendship Groups help us** make this event even more successful by contributing a basket with their name and list of items contained in the basket for the Silent Auction table.

This is one of the **Guild's biggest money making events of the year.** As in past years, we are striving to have many beautifully filled baskets and incredible items for the Silent Auction Table. If you have access to a business that would like to donate an item(s) or gift certificate, etc., a letter can be provided for their records. It's a fun-filled evening while supporting the guild's many community service projects.

Please bring your donations to our guild meetings. Collection months will be **February - May.** We will have a table where we will be collecting your items. If you would like to bring your donation to Jeanette Stevens home that will also work. (craftyjs@me.com or (760) 802-4101 to schedule a drop off time.) Also, at the drop off table will be a sign-up sheet to help assemble baskets, event set-up/clean-up, and ticket sales. **Any help is appreciated.**

Thank you ALL, in advance, for your generosity and help in making this a very successful event.

Jeanette Stevens and Elaine Giometti Ways and Means Chairs

Charming Strip Exchange (aka Charm Squares)



We are doing a **strip swap** this year and we're calling it **"The Charming Strip Exchange"**. Each person that signs up will bring a set of 3 pieces of fabric cut at 2½" x WOF for each person that is participating in the exchange, in the "motif" of the month. **February is red, black and white and March will be low volume prints or backgrounds.** Stop by and see some examples and sign up at our table

We had such a GREAT turnout for signups for our strip exchange that we are only bringing 3 strips (instead of 5) for each fellow stripper. Remember we are bringing

- Red with black or white accents
- White with black accents
- Black with white accents



Don't worry, I did the math for you and it's **1¼ yards of each print, cut in 2½" strips x WOF.** This month we have 17 (!!!) people signed up, so **each of you will bring 17 sets of 3 different fabrics.** This will give each of us a bundle of 52 different strips (I'm so excitttedddd) I will e-mail each of you a reminder and your # to attach to each strip set !!

Cant wait to see all the fun fabric you bring!

Thanks and Happy Sewing

Janice Quackenbush

2017 Retreat



Ok quilters, one more reminder!! **Our retreat is coming up March 31, April 2, and April 3.**

We need to have everyone **paid in full by our February 14th** guild meeting so that we can get the appropriate funds to the Vina de Lestonnac Retreat Center. I hope you are all looking forward to a fun weekend as much as we are. We always have a great time and get so much sewing accomplished. The center is in a beautiful setting, the food is always good, but being together is really where the fun is!

Sherry Riddle

Lynn Korito



Merchandise Table

Brrr...it's winter and the **Merchandise table had the winter blues at the January Guild meeting.** The table was dressed in blue and so were our 6 offerings. Item #1 Easy Angle ruler and 9-patch kit went home with Marilyn Matteson, Item#2 a Road to California voucher went home with Kathy Silva. She was thrilled because she has out of town guests traveling to "Road" with her. Item #3 Batik basket was won by Sara Kalinin. Item #4 Crib Quilt, rattle, and fabric was won by Elaine Giometti. Item #5 a Primitive Gatherings gift certificate plus went to Jami Loudenbeck. Item#6 Tote bag, book and loom kit went home with Theresa Culver.

Kay and Jan ran the table but Miyo did all the work of making bags and baskets, plus artfully arranging the items for the Merchandise table. **Thank you for the donations.** They will be in future giveaways this year.



Reminder: Snacks & Door Prizes

I wanted to remind our members about our **door prize and snack tradition**. We all love to win a door prize and enjoy the snacks at our meetings. You might not know this, but the way that our guild has been able to give away door prizes and provide snacks is to have each month's birthday members contribute them. **So when it's your birthday, please help us continue this tradition because it is the 'icing on the cake' so to speak and enjoyed by all.** It seems to work very well. Below is a summary of the schedule and noted are the 'out of the ordinary' or deferred months because of program schedules.

I hope you don't mind, but I'll be emailing monthly reminders. If you're anything like me, I need all the reminders I can get! **Thanks in advance for participating in our tradition.**

Pat Jordan & Dot Demmin
Door Prize/Snack Coordinators

Birthday Month	Bring Door Prize	Bring Snack	Monthly Program
January	yes (plus Dec.)	yes (plus Dec)	Speaker
February	yes	yes	Speaker
March	yes	yes	Speaker
April	yes	yes	Speaker
May	yes	yes	Speaker
June	no (defer to Sept.)	no (defer to July) (board brings)	Basket Bonanza
July	no (defer to Sept.)	yes (plus June)	Quilters "U"
August	no (defer to Sept.)	yes	Philanthropy Sew
September	yes (plus June-Aug)	yes (TBD ? dessert contest)	Guild Birthday Party
October	yes	yes	Speaker
November	yes	yes	Speaker
December	no (defer to Jan.)	no (defer to Jan.)	Holiday Party/ Potluck



Block of the Month

Block of The Month 2017: Block #2

Block due at the March meeting.

This month we are continuing our color scheme for the year: black, white, the monthly birthstone color, and a shade (or tint) of that color. This month's color is purple. Please look at the January newsletter for the color chart.

This block is a variation on the Ohio Star block. We encourage you to make two blocks, one to enter in the drawing and one to keep. Please sew with a accurate quarter inch.

Cut list for one block:


Purple: Cut four 4 ½" squares; cut one 5 ¼" square

Black: Cut one 5 ¼" square

Sub-cut both the purple & the black 5 ¼" squares through both diagonals to get 4 triangles of each color

Purple shade: Cut one 4 ½" square


White: Cut two 4 7/8" squares; sub-cut diagonally once to end up with 4 triangles



Assembling the block:

- Assemble the triangle units: Using one purple and one black triangle piece, place them right sides together and sew a ¼" seam. Check the seam you are sewing to make sure the black will be on the correct side when you are done. It is easier to sew if you place the flat edge against the needle and sew to the point. See photo three. Press to the black fabric. Make four of these units.

Now place a white triangle piece on the purple/black unit, right sides together. Sew a ¼" seam on the long edge. Make four. Press to the white.



This unit should measure 4 ½". Trim to correct size.

- Lay out pieces to match block diagram and sew together in rows. Press toward purples.

- Sew rows together.

- Press and using a 12 ½" square up ruler, trim to get a 12 ½" block. Repeat to make a second block!

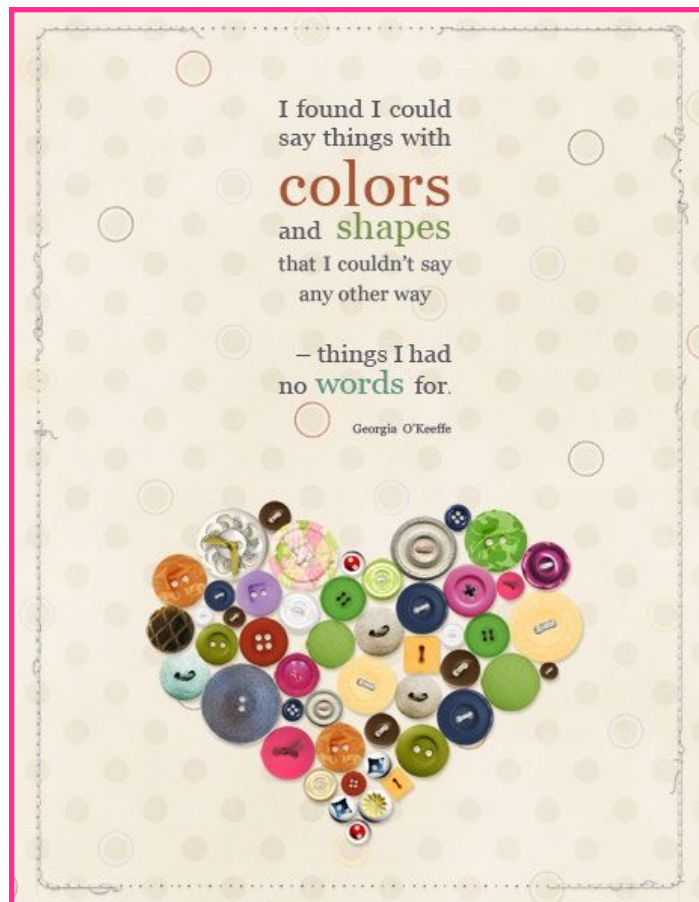


Hope you like the block.

Adriane Ridder & Shelly McNeely
Block of the Month Coordinators

Correspondence

FOR SALE Bernina 550 QE with Bernina Stitch Regulator and Deluxe walking foot. Low stitch count and recently serviced. Asking \$1600.00. Julie Nims **951 265-4489**



If you have not renewed your membership for 2017, please take a moment to fill out the following 2 page form & bring or send with your \$30 check.

Valley of the Mist Quilters Guild
PMB 435, 27475 Ynez Road., Temecula, CA 92591

Membership Form

Dues are \$30 for the year, January 1 through December 31. Our January meeting is the renewal deadline. Please fill out the form below and either mail it to the Guild (Attn: Membership) or turn it in at the next meeting along with your payment. Make checks payable to Valley of the Mist Quilters Guild.

You must have a completed membership form included with your dues payment.

Today's Date: _____ New Member _____ Renewal _____ Membership #: _____

Name: _____ Birthday: Month/Day _____

Mailing Address: _____

City: _____ Zip: _____

Phone: Home _____ Cell _____

Email Address: (This address will be used to email your monthly newsletter and annual roster & updates) _____

I require a printed copy of the annual roster. (Updates will be via email): Yes _____ No _____

May we use photos of you and/or your work on our website? Yes _____ No _____

How would you rate yourself as a quilter? Beginner _____ Intermediate _____ Advanced _____

Are you interested in joining a friendship group? Yes _____ No _____

What type of programs or workshops would you like to see offered? _____

New members, please tell us how you found out about the Guild: _____

Guild Participation:

_____ Serve as an elected or appointed official, or in auxiliary position. Indicate area of interest below.

Preference: _____

_____ Serve on any standing or special committee (Quilt Show, Philanthropy, Opportunity Quilt, Membership)

Preference: _____

Members are requested to sell or purchase \$20.00 worth of Opportunity Quilt tickets, participate in the work of the Guild and in the work of the Quilt Show. If you have any questions, please go to our website (valleyofthemistquilters.com) or contact a Board member. You can also write us at the address above.

Payment: _____

Membership Card _____

Guest Pass _____

Roster _____

Quilt Show Participation

Name: _____

Email: _____

Date: _____

All members of the Valley of the Mist Quilters Guild are asked to help make our annual quilt show successful. The following list includes the most common choices available for quilt show participation. If you have another idea, please contact the Quilt Show Chairperson.

This form will be submitted to the Quilt Show Chairperson.

_____ Work on Quilt Show Committee: attend monthly committee meetings, help plan and execute the quilt show

_____ Work a minimum of 3 hours at or toward the Quilt Show

_____ Make and donate a quilt larger than 24" x 24" for the Quilt Show Auction.
(This may be done as a group project friendship group or others.)

VOMQG Membership Application Page 2
Rev. 12/2016



Places To Go.....Quilts To See

- **February 10-11, 2017 VALLEY QUILTERS QUILT SHOW**
Friday & Saturday, 10am-4pm
Quilts, Vendors, Drawings & Boutique
Quilt Appraiser Julia Zgliniec on Friday
Valley Wide Recreation Center 901 W. Esplanade St., San Jacinto, CA
INFORMATION: www.valleyquilters.org
- **February 18-19, 2017: SOUTH BAY QUILTERS QUILT SHOW**
"World of Color"
Saturday & Sunday 10am-4pm
Quilts, Vendors, Drawings, & Quilt Auction on Sunday @1pm
Toyota Meeting Hall, 3330 Civic Center Dr., Torrance, CA
INFORMATION: www.southbayquiltersguild.org
- **THROUGH APRIL 2, 2017: VISIONS ART MUSEUM**
TOPSY TURVY: A whimsical & provocative storytelling exhibit featuring three-dimensional, multi-media quilted works by Artist Susan Else
2825 Dewey Road, San Diego, CA
Tues-Sat 10-4, Sun noon-4
INFORMATION: 619-546-4872



OLLIE'S ATTIC



Longarm Quilting -
*custom and
edge-to-edge*

Elaine Giometti

417-230-1756
cegiometti@verizon.net

1469 Camino Sueno
Hemet, CA 92545

COZY Creative CENTER

756 Jamacha Road, El Cajon, CA

Just 1.5 miles
south of I8.
Take the
Second St exit
in El Cajon.



619-670-0652

CozyCreative.com

BERNINA
made to create

**Handi
Quilter**
Designed by a Quilter, for Quilters.

**Koala
studios**
First Sewing Machine Company built in America

**Open 7 days
a week**



Sunday Noon-5pm • M-Th 10 am - 6 pm • Fri 10 am - 3pm • Closed Sat
www.bluebirdquilts.com / 909.514.0333



Bonnie E. Hallett

Affordable—Starting at .01 per inch
Fast Turnaround—Usually under 2 weeks
Computer guided Pro-Stitcher

**Hallett's Quilting
Service**

35109 Highway 79 #212
Warner Springs, CA 92086
760-782-3763
hallettb@att.net

Quilts of Valor

Norma E. Enfield
P.O. Box 366
Murrieta, CA 92564

We are a 501(c)(3) non-profit organization
Creating Comfort, Love & Respect
for our Veterans, one quilt at a time

(951) 698-8791
quiltingtwin@verizon.net
www.QOVFTemecula.org

Sprague Quilts

1660 Ord Way
Oceanside, CA 92056
(757) 710-2816

A Teaching & Working Studio

loissprague@gmail.com



Fat Quarters Quilt Shop



728 Civic Center Dr.
(formerly Escondido Ave)
Vista, CA 92084
760-758-8308

www.fatquartersquiltshop.com

Monday thru Saturday 10:00 am – 5:30 pm
Closed on Sunday

Over 4000 bolts of the NEWEST fabrics!
Check out our 25% off Daily Sales!

Stop by and be inspired -
Meet your friends at Fat Quarters Quilt Shop!
Quilting the world together one stitch at a time since
1999!

I'd Rather Be Quilt' n

14 Years Long-Arm Machine Quilting
Professional Quality Work @ Affordable Prices
Custom/Pantographs
Pantographs Quilted Edge to Edge
Large Pattern & Thread Selection
Quilter's Dream Battings (100% Cotton, 70/30, poly, wool)
Warm & Natural Batting
Smoke-Free Environment
Ruth A. O'Neill
951-699-4887 Temecula



AMERICAN DREAM
Home Ownership

Tarbell,
REALTORS

THINKING OF BUYING OR SELLING?

Receive A Comprehensive
Market Analysis Without Cost
Or Obligation
Receive Maximum
Internet Exposure
Upon Listing



Adriane Ridder
Realtor
(951) 297-9140

AdrianeR@Tarbell.com
Lic. # 02008957



* If your home is listed,
please disregard this notice.
It is not intended to solicit
other brokers' listings.

Tonya's Quilting

LONGARM QUILTING SERVICE



Phone: (951) 283-0569
Email: Tonyasquilting@gmail.com
Web: www.tonyasquilting.com
Facebook: [Facebook.com/TonyasQuilting](https://www.facebook.com/TonyasQuilting)
Call for Drop Off /Pick Up information.



To advertise in this
Newsletter
Please Contact: Cheri McDowell
mcdowell22@verizon.net

Valley of the Mist Quilters Guild

27275 Ynez Rd. #435 Temecula, CA 92592

Newsletter Editor: Cheri McDowell Webmaster: Tina Sandoval

votmq@yahoo.com

<http://www.valleyofthemistquilters.com>

Follow us on Facebook



MISSION STATEMENT

Formed in 1990, Valley of the Mist Quilters Guild is a non-profit charitable, educational and social organization in the Temecula Valley. We promote the knowledge of and appreciation for all aspects of quilting and fiber arts with an active philanthropy program.


REMINDERS

Our Meeting Location

**Community
Recreation Center
30875 Rancho
Vista Rd.
Temecula, CA**

Exit the 15 Freeway at
Rancho California Rd.
and go East.
Go to Ynez Rd. and
turn right.
Go to Rancho Vista
Rd. and turn Left
The CRC is
approximately 1.5
miles on the right-
hand side.

**All Sewers
Welcome**



☐ General Meeting
Tues., Feb 14th @
6:15 pm

☐ Bring Show &
Tell

☐ Sign up for 2017
Board Positions

☐ February
Birthdays: Bring
door prize &
snack to share

☐ Bring Block of
Month & Strip
Club Strips

☐ Bring Veteran's
Donations

☐ Bring Final
Retreat
Payment

☐ Renew
Membership:
Bring forms &
\$30

☐ Bring \$ for
Merchandise &
Monthly Mini

☐ Sign up for
Workshops

☐ Board Meeting
Monday, Feb.
20th @ Moore's
6:30 pm

☐ Get newsletter
articles in
EARLY!

