

Baste & Banter



Inside This Issue

January Program	1
President's Message	2
2017 Programs	3
Membership forms	4&5
Veterans Update	6
Vets Donations & Country Heritage Tour	7
Proposed Budget	8
Quilter of Month	9
Parliamentarian, Philanthropy & Charm Squares	10
Challenge & Hospitality reminder	11
Merchandise & Basket Bonanza	12
Op. Quilt & Quilt Show	13
Show & Tell & Retreat	14
Monthly Mini	15
Block of Month	16
Correspondence	17
Places To Go	18
Advertisers	19&20
Reminders	21



Kathy J. Gaul
January 10th

Our speaker, **Kathy Gaul**, will be presenting her lecture on Dimensional Wool Appliqué to be followed by her workshop making the **Glory Bee** 🐝 **potted geranium wall art**.

She comes all the way from Colorado Springs to spark our interest in the realm of **hand stitched original designs**, and has been featured in Rug Hooking Magazine and The National Quilting Association's issue of The Quilting Quarterly, to name a few. Kathy has always been involved in working with textiles, be it teaching quilt making, creating custom garments, or restoring antique quilts.

Having started her business in 2007 as **Meetinghouse Hill Designs, LLC, creating original designs and patterns** in wool appliqué, already by 2008 her original designs were being featured in Kindred's Antiques and Folk Art Gallery in Osterville, Massachusetts, a place I have put on my itinerary for my next trip to the East Coast.



Having found her inspiration in nature and the world around her, she has created her life's passion which she is eager to share to inspire the rest of us to explore the many varied opportunities available to us in the world of quilting.



Please join us Monday evening, January 9th to welcome Kathy and her husband Jerry for dinner at Palumbo's Ristorante in Old Town Temecula at 6 pm. Since the preparation and set-up of her booth for her evening lecture will take some time to organize, she has expressed a desire for a leisurely dinner the evening before her lecture.

RSVP to me, Shelley, via email or text at shelley.gbt@gmail.com (951) 834-3345 for reservations.

**Tuesday,
January 10
6:15 Social Time
6:45-9 Meeting**



President's Message



Happy New Year! I hope each of you has had a wonderful holiday season and that you're all ready to begin a new and productive guild year. We have a lot of very interesting speakers lined up, some great workshops, and, as always, opportunities to learn from your fellow guild members.

It would be hard to top 2016 for philanthropy and fundraising, yet I hope we can. Or at least, match it! Last year we made and gave away a remarkable number of stitched items, sold a lot of quilts at auction and raised a lot of money, some of which we gave to three local charities. I hope we can keep that momentum going as we move through this new year.

Aside from trying to at least match 2016 production, **I have a couple of goals for the guild this year. First, we need to keep trying to equalize the old 20/80 Rule.** The 20/80 Rule is a truism for most volunteer organizations which holds that 20% of the members do 80% of the work. The 20% usually serve on multiple committees during a given year. This is not usually because they want to hog the work, but because otherwise the work wouldn't get done! I've seen that rule start to shift in recent years, though, and I think it's due to an influx of new members and a new sense of responsibility.

I know we will never have 100% volunteerism, because we'll always have members whose time and ability is limited due to work obligations, age, or health. I sure get that, and those members are valuable as well, in many ways. But **there are many ways to help share the load even if you can't chair a committee.** How? Make a quilt to auction (you can even get 50% of the sale price back). Commit to hanging your quilts in the October show. Donate things to the Merchandise ladies or make one of the Monthly Minis. Save your batting scraps for a pet bed. Donate goods to our vets. Maybe commit to making a single pillowcase every month for Philanthropy. (How hard would that be? A pillowcase takes a minimum of one yard of fabric and is ridiculously fast and easy to make!) Come sew with Philanthropy! Believe me, your participation is noticed and very much appreciated.

My **second goal is to try to increase membership**, which usually hovers between 100-130 members. There's no good reason we can't be quite a bit bigger and still know each other. One of the best ways to increase membership is through word of mouth. Each of you receives a **free guest pass** with your paid membership. Please use it to introduce a friend to the guild! **Invite your quilting friends to join!** The more members we have, the more we get done, and the more fun we have.

So that brings me back to **Philanthropy**, a subject near and dear to my heart. I want us to continue to maximize what we do with philanthropy. Karen Wurfel and Ida Colvin and their team made more happen in 2016 than I can ever remember, producing amazing quantities of quilts, stockings and pillowcases. **All of those items made a difference** in a lot of lives. A huge thank you to Ida, who snagged a big chunk of her employer's charity fund for OUR philanthropy program. To make this happen, Ida herself has to work a lot of verified hours with our philanthropy committee. What a boon this has been for our program!

Philanthropy meets on the last Saturday of every month at the Temecula Assistance League. Join us! If your schedule won't allow you to do that, grab a kit at a meeting and piece a top or complete a pillowcase on your own time.

I think all these aspirations are linked, and if one takes off, the others will follow. There is no shortage of the number of people, big and small, who really need a quilt or a handmade pillowcase. **Together we can make a little dent, and in doing so, help the needy believe in the kindness of others.**

Thank you for helping!
Ellen French, President



2017 Program Schedule

VALLEY OF THE MIST QUILTERS GUILD

2017

Meeting, Lecture, & Workshop Schedule

Kathy Gaul

www.meetinghousehilldesigns.com

January 10, 2017

Lecture: Dimensional Wool Applique

January 11, 2017

Workshop: Glory Bee

Michelle Watts

www.jmichellewatts.com

February 14, 2017

Lecture: It's Simple with Stencils

February 15, 2017

Workshop: Stenciling Quilt Blocks

Leah Zieber

www.zieberquilts.com

March 14, 2017

Lecture: History Repeated Antique Quilt Trunk Show

March 18, 2017

Workshop: Chintz Medallion Swap or Not

Lujean Seagal

www.lujeanquilt.com

April 11, 2017

Lecture: Looking at a quilt from both sides

April 12, 2017

Workshop: TBA

Dragonfly Dyeworks

www.dragonflydyeworks.com

May 9, 2017

Lecture: A day in the life of a dyer

May 13, 2017

Workshop: Fabric to Dye For

Basket Bonanza

June 13, 2017

"Brown Bag" Sale, No workshops

Quilter's University

July 11, 2017

Member Mini Workshops, No additional workshop

Philanthropy Sew-In

August 8, 2017

Annual Philanthropy work meeting, no workshop

BirthdayParty/Challenge Quilts

September 12, 2017

Guild Birthday celebration, challenge quilts, no workshop

Leora Raikin

www.aflembroidery.com

October 10, 2017

Lecture: Merging My Creative Worlds – Documenting Life Through Fiber Art

October 14, 2017

Workshop: Mixed Media Creativity Through African Folklore Embroidery

Member Showcase

November 7, 2017

Member Trunkshows, No Workshops

Holiday Party

December 12, 2017

Holiday potluck & gift exchange, No Workshops

MEMBERSHIP APPLICATION & RENEWAL

Membership in the Guild runs from Jan.1-Dec. 31. A New membership form is required each year . Please print & fill out the forms below, (also available from our website, or at the January meeting) to renew your membership for 2017. Along with the forms, membership DUES are requested by check (made out to VOMQG) or cash by the February meeting in order to retain your active membership. Our Guild is stronger than ever and we appreciate our continuing members and welcome all new members!
(See following page for update Re: Roster) Janice Emerson, Membership Chair

Valley of the Mist Quilters Guild

PMB 435, 27475 Ynez Road., Temecula, CA 92591

Membership Form

Dues are \$30 for the year, January 1 through December 31. Our January meeting is the renewal deadline. Please fill out the form below and either mail it to the Guild (Attn: Membership) or turn it in at the next meeting along with your payment. Make checks payable to Valley of the Mist Quilters Guild.

You must have a completed membership form included with your dues payment.

Today's Date: _____ New Member _____ Renewal _____ Membership #: _____

Name: _____ Birthday: Month/Day _____

Mailing Address: _____

City: _____ Zip: _____

Phone: Home _____ Cell _____

Email Address: (This address will be used to email your monthly newsletter and annual roster & updates) _____

I require a printed copy of the annual roster. (Updates will be via email): Yes _____ No _____

May we use photos of you and/or your work on our website? Yes _____ No _____

How would you rate yourself as a quilter? Beginner _____ Intermediate _____ Advanced _____

Are you interested in joining a friendship group? Yes _____ No _____

What type of programs or workshops would you like to see offered? _____

New members, please tell us how you found out about the Guild: _____

Guild Participation:

_____ Serve as an elected or appointed official, or in auxiliary position. Indicate area of interest below.

Preference: _____

_____ Serve on any standing or special committee (Quilt Show, Philanthropy, Opportunity Quilt, Membership)

Preference: _____

Members are requested to sell or purchase \$20.00 worth of Opportunity Quilt tickets, participate in the work of the Guild and in the work of the Quilt Show. If you have any questions, please go to our website (valleyofthemistquilters.com) or contact a Board member. You can also write us at the address above.

Payment: _____

Membership Card _____

Guest Pass _____

Roster _____

GUILD ROSTER UPDATE

The Guild is always striving to reduce costs. The printing of the Membership Roster is expensive & once printed is not reprinted until the following year. **Beginning in 2017, the Roster will be E-MAILED to all active members UNLESS the member has specifically requested a mailing of the Roster** due to lack of computer access or other difficulty in using e-mail. Another benefit of e-mailing our Roster is that updates can be made readily & regularly.

Please indicate on your 2017 Membership Form IF you require a printed copy of the 2017 Roster, or notify the Membership Committee. Your cooperation is truly appreciated.

Membership Form, Page 2

Quilt Show Participation

Name: _____

Email: _____

Date: _____

All members of the Valley of the Mist Quilters Guild are asked to help make our annual quilt show successful. The following list includes the most common choices available for quilt show participation. If you have another idea, please contact the Quilt Show Chairperson.

This form will be submitted to the Quilt Show Chairperson.

_____ Work on Quilt Show Committee: attend monthly committee meetings, help plan and execute the quilt show

_____ Work a minimum of 3 hours at or toward the Quilt Show

_____ Make and donate a quilt larger than 24" x 24" for the Quilt Show Auction.
(This may be done as a group project friendship group or others.)



U.S. VETS CHRISTMAS PARTY AND PROGRAM...AND THERE'S A CONTEST!

I sure wish we could have made a video of the **U.S. Vets Christmas party**. If you all could have seen the vets' reactions to the beautiful quilts and pillowcase gifts they received, I know we would have a guild full of believers. **Their gratitude was very touching**, and was probably the most moving thing I've ever been part of. **Thank you to everyone who helped make that happen.** Pat Jordan, Lynn Korito, Idabelle Colvin and I all attended.



A little backstory for you, in case you didn't know. The local Luisueno chapter of the Daughters of the American Revolution (D.A.R.) has been helping out formerly homeless veterans through the U.S. Vets program for the last ten years or so. Guild member Lynn Korito is also a D.A.R. member who, three years ago, saw a way for the guild to get involved by helping collect items all year long and also making pillowcases as gift bags to contain those items. After attending the U.S. Vets Christmas party last year and seeing the impact these gifts had on the men, I was committed. I decided to go whole hog and make as many twin-size quilts as I could for these guys. I felt in my bones that **they really needed quilts as well, for everything a quilt represents: warmth, love, caring, support.**

Fifty of the 150 men housed at March ARB attended the party. (Some were working. Others may just not have felt up to being that social.) The party included a free dinner donated by In-N-Out, thanks to Lynn. **We had 135 filled pillowcases and exactly 50 quilts.** These quilts were made by Philanthropy as well as several individual guild members working on their own. If more men had attended the party, the quilts would have been held by U.S. Vets, to be given away as merit rewards. **But—50 guys, 50 quilts...it was eerily perfect.** And they were so very grateful! We were hugged and kissed by a long line of very grateful vets, and it was so moving. **Comments made to me:** "You have no idea what this means to us." "Thank you so much." "Thank you for all your support. It means a lot." "Please thank everyone for us." Of course I cried! And of course, I'm already hard at work, making twin quilts and pillowcases for 2017. There is a fair amount of turnover as the men return to society, so there continue to be new guys to give quilts to, not to mention pillowcases full of stuff.

I have never been so gratified to give quilts away. To me, these men are not total strangers. As I tried to explain to them, it was easy for me to decide to make quilts for them, because I think of them all as my family members. And it's really a very small thing to try to give comfort to those who have sacrificed and then suffered even more as a result of their service.

I hope you will all decide to take part in this very worthy cause in 2017. We have carts labeled **U.S. VETS** at virtually every guild meeting to collect new socks and toiletries and pillowcases for them for next Christmas. We're going to make it **easier to remember and a teensy bit more rewarding by running a little contest** throughout the year to thank you for your participation.

Each month we will focus on a specific item that we try to collect for the gift bags (full list below), and we will also have lists of items we collect, to hand out at meetings. For example, January will be **BAR SOAP MONTH**. Anyone who brings in a regular size bar of soap (in its wrapping, of course) will receive a drawing ticket. If you bring an 8-pack of soap, you get 8 tickets. February will be **VETS' SOCKS MONTH**. For each new pair of men's socks, a ticket. Six pairs, 6 tickets. You get the idea. **Please note, you may donate any of these items in any month and get credit.**

(CONTINUED ON NEXT PAGE)



U.S. VETS, CONTINUED:

So: you write your name on the ticket and it goes into our container. We will draw for a smallish **prize each month**, and for a bigger prize in June, and a really big prize in November. **Hint:** there's a \$50 gift card to Primitive Gatherings up for grabs in June. Same deal in November, but we're working on getting a vintage sewing machine also in November. Bigger hint: the vintage machine's name starts with an F. So yes, we're bribing you, but it'll be fun!

If you want to make a twin size quilt, the minimum sizes are 64" wide by 80" long. Bigger each way is fine, but no smaller, please. **It has to fit a twin-size bed.** No need to go all brown—**colorful is good, just not kiddie prints or florals.** **No need to be red, white and blue either.** I got the impression that while these men are very proud of their service, they're not necessarily crazy about the red-white-blue theme. **The nicer your quilt can be, the better!**

Thank you! Ellen French and Lynn Korito

MONTHLY U.S. VETS DONATION PLAN

January.....BAR SOAP (Full size, wrapped. 1 bar = 1 ticket)
February.....MEN'S SOCKS (white or black, crew socks are best. 1 pair = 1 ticket)
March.....FULL SIZE SHAMPOO (1 bottle = 1 ticket)
April.....TOOTHBRUSH (individually packaged for sanitary reasons. 1 brush = 1 ticket)
May.....MEN'S DEODORANT (1 deodorant = 2 tickets)
June.....MEN'S DISPOSABLE SAFETY RAZORS (1 razor = 1 ticket)
July.....HANDMADE PILLOWCASE (1 pillowcase = 5 tickets)
August.....WASH CLOTH (1 wash cloth = 1 ticket)
September..MEN'S SHAVE CREAM (1 can = 2 tickets)
October.....TOOTHPASTE (Full size, please. 1 tube = 1 ticket)
November...CHAPSTICK (1 tube = 1 ticket)



Country Heritage Tour

In cooperation with the City of Temecula, the guild will host about 53 Quilters on the **Country Heritage Tour** on **Tuesday, January 17, 2017**. The guild will put on a Mini Quilt Expo, provide snacks and interact with the tour group at the City's Conference Center at City Hall.

If you signed up to participate in this event, either to bring snacks or quilts to display (or both), **please bring those items to the side of the Conference Center ("A") that opens to the patio at 1:00.** Our set-up time will be from 1 pm to 2:30 pm. I will be there by 1 pm with the pipe and drape and hangers so we can get started. We should have plenty of time. We need to display 10-15 quilts.

Ellen French

Valley of the Mist Quilters Guild Proposed Budget for 2017

Please review the proposed budget for 2017 and be prepared to vote at the January meeting.

REVENUE	TOTAL
Advertising Income	400.00
Library Income	20.00
Membership	
Guest Fees	150.00
Membership Dues	3400.00
Opportunity Quilt 2017	1500.00
Philanthropy Revenue	1500.00
Quilt Show Income	
QS-Insurance	200.00
Quilt Auction	10,000.00
Small Quilt Auction	1500.00
Vendor Booth Fees	800.00
Retreat 2017	6000.00
Ways & Means Income	
Brown Bag	2000.00
Merchandise Table	1150.00
Monthly Mini	200.00
Workshops	2600.00
Interest Earned	10.00
<u>TOTAL REVENUE</u>	<u>\$ 31,430.00</u>

EXPENDITURES

Bank Charges	
Square Fees	50.00
Correspondence Secretary	100.00
Door Prizes	65.00
Facilities Rent & Supplies	865.00
Historian Expense	100.00
Hospitality Expense	300.00
Insurance-Liability	50.00
Legal & Professional Fees	45.00
Library Expense	20.00
Merchandise Expense	150.00
Newsletter Expense	100.00
Off-Site Storage Fees	1260.00
Opportunity Quilt 2017 Expense	400.00
Parade Expense	25.00
Philanthropy Expense	1500.00
Postage, delivery	285.00
Prizes & Awards Expense	
Brown Bag Prizes	300.00
Challenge Quilts	100.00
President's Quilt	300.00
Quilt University	125.00
Silver Thimble	100.00
Quilt Show Expenses 2017	
QS-Paddle Refunds	0.00
QS-Advertising Expense	350.00

QS-Auctioneer	1200.00
QS-Charity Donations	3750.00
QS-Equipment Rental	550.00
QS-Quilt Show Supplies	400.00
QS-Quilters Percentage	4000.00
QS-Small Quilt Auction	0.00
QS-Square Fees	360.00
QS-Insurance	215.00
Retreat 2017 Expenses	6000.00
SCCQG/Registration	500.00
Show & Tell Expense	65.00
Speakers	
Lecture Fees	2150.00
Speaker Lodging & Travel	2200.00
Speaker Meals Expense	300.00
Workshop Facilities & Misc.	150.00
Workshop Fees	2650.00
Special Events-Tour Group	100.00
Supplies & Materials	100.00
Treasurer's Expense	100.00
Website Expense	50.00

TOTAL EXPENDITURES **\$ 31,430.00**



I have a Dream
Martin Luther King Day



Quilter of the Month Jeanette Stevens



I am pleased to introduce the multitalented Jeanette Stevens. She came to our guild a year ago this month and began immediately to participate by joining the quilt show committee (in charge of vendors for our 2016 show), attending the 2016 retreat, and becoming co-chair for Ways and Means for 2017.

Jeanette was born in the Balboa Naval Hospital in San Diego. When she was a toddler, her family moved to San Gabriel and in her 8th grade summer, they moved to Poway. She is a graduate of Poway High. She continued her education for several years at Palomar and San Diego State. She worked for a time at Sears in Escondido, where she met her husband, Mike. They married in 1980. They have two children, Laura who is a Ph.D. biology medical researcher, and Dennis who is a charter plane pilot.

In much of Jeanette's adult life, she has been a volunteer in many areas. For example: in the schools and PTA, 4H, scouts, and she was a band mom. In the schools she began an art appreciation program.

She started sewing at the age of 9 with doll clothes and then Barbie clothes. She advanced to make many of her own school clothes and later amazing costumes for her children. She was partially inspired by her mom and grandmother who also sewed. Mike's grandmother was a hand quilter, and Jeanette attended her quilt group with her. When she passed on, Jeanette inherited her half-done projects. Jeanette finished them and sent them out to be quilted. Not knowing others in the quilting community at the time, she sent them to someone listed in an old quilt magazine. Fortunately they were beautifully quilted. One example is the red and white quilt in the bottom right corner of this article.

Jeanette and her daughter often go to Sisters Quilt Show, take classes and take in the quilts. Her son picks up quilt kits in his travels and sends them with a note mentioning how perfectly this quilt would fit into his home. In fact, her children are very involved with her quilt life. Laura told her she needed to find a group, discovered Valley of the Mist online, downloaded an application, filled it in and sent it with a check made out to the guild to Jeanette. She almost had to join. Now that's support!!!

She is glad her daughter found the guild and she came. She finds everyone friendly, loves philanthropy and other outreaches we do. She says there are no pressures. She is inspired by our speakers, but is unable to attend classes at this time, as she has an elderly mother in a home and needs to be of help there. Her favorite technique is traditional piecing, and she also likes paper piecing and says applique is okay. She loves how color variations changes a quilt, and loves color in general. Most of her quilts go to family, but she does keep a few. She has also been making gorgeous crib ensembles for new babies of nieces and nephews.

We send our thanks to her daughter, Laura, for sending us the gift of Jeanette. I know we all look forward to continue making this wonderful new (1 year) member feel at home and to getting to know her.

Submitted by M. Marlene Oaks



Parliamentarian

We still have a number of positions that need to be filled on the 2017 board. Some are critical and necessary to keep the Guild running smoothly! Many hands make light work. We need to fill the following positions as follows:

**Correspondence Secretary
Historian/ Photographer
Hospitality Coordinator & Co-Coordinator
Internal Audit
Monthly Mini
Opportunity Quilt Chair(2018)
Publicity & Public Relations
Retreat Coordinator (2018) & Retreat Assistant
SCCQG Representative**



Please e-mail me to volunteer for a position to make our Guild better than ever!

Pat Jordan, Parliamentarian

Philanthropy



Please join the **Philanthropy Sewing Group** at the first meeting in the New Year! Everyone is welcome to attend and do what you can to get started on another amazing year making quilts, pillowcases, and pet beds to gift to those who are in need of them.

**Saturday, January 28th
10 am-3 pm
Assistance League of Temecula
28720 Via Montezuma
Temecula, CA**



CHARM SQUARES

will return in January! Visit our table to sign up in January for February & look for some fun twists in the charm square exchange!

About the house...

2017 Challenge Quilt



The Quilt:

- Your challenge is to create a **house block quilt**. It can be full or wall hanging size. House blocks must be the main feature so that when viewed it is can be clearly defined as a house block quilt.
- It must be a quilt...that is, it must contain a front, back with batting in between and be quilted either by machine or by hand.

House block... a minimum of 5 house blocks in the quilt...no maximum.

- Any style house block is acceptable.
- Any size block is acceptable
- Any method is acceptable... appliqué, piecing, embroidery, etc.
- Any fabric choice is acceptable but you must use fabric.
- The addition of other blocks of your choice is acceptable.
- Embellishments are acceptable.

If you have any questions, please call
Shirley Brown (951) 210-0560
or email me at
sebrown236@gmail.com



Hospitality and Door Prizes

Members with **December and January birthdays** please remember to bring a **snack and a door prize** to the January 10th meeting. . **We do not have a hospitality volunteer yet, but hopefully by the meeting we will.** Your snacks and door prizes are always a welcome addition to our meeting so mark your calendars & plan ahead for your birthday month!

Merchandise Table



Stop by the Merchandise Table at the first Guild Meeting in 2017. The fabulous team of Miyo, Kay & Jan are back in 2017. We will have great offerings for you to try and win for just a few dollars.

If you are sorting through your stash of fabrics, books, notions and patterns and see anything that would be a worthy item for the Merchandise Table, please bring it to a meeting or contact any one of the team to get it.

Many thanks, and see you all soon!

Basket Bonanza



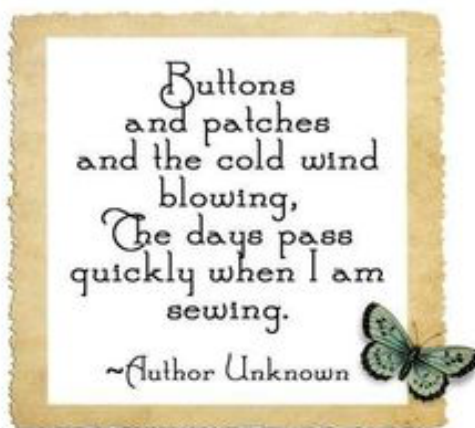
Happy New Year! The planning has begun for the **"Basket Bonanza" aka Brown Bag Event held at our June meeting.** So, it's time to start sorting through your sewing/craft room for those gently used and new items to donate to fill the baskets. Items include most anything related to quilting, sewing, yarn, needlework, quilt/craft books, etc. **We would also like to ask that the Friendship Groups help us make this event even more successful by contributing a basket with their name and list of items contained in the basket for the Silent Auction table.**

This is one of the Guild's biggest money making events of the year. As in past years, we are striving to have **many beautifully filled baskets** along with some incredible items for the Silent Auction Table. **If you have access to a business that would like to donate an item(s) or gift certificate, etc., a letter can be provided for their records.** It's a fun-filled evening while supporting the guilds many community service projects.

Please bring your donations to our guild meetings. **Collection months will be January - May.** We will have a table where we will be collecting your items. If you would like to bring your donation to Jeanette Stevens home that will also work. (craftyjs@me.com or (760) 802-4101 to schedule a drop off time.) Also, at the drop off table will be a sign-up sheet to help assemble baskets, event set-up/clean-up, and ticket sales. **Any help is appreciated.**

Thank you ALL, in advance for your generosity and helping to make this a very successful event.

Jeanette Stevens and Elaine Giometti Ways and Means



Opportunity Quilt



Happy New Year everyone! I have packets of **24 tickets for the opportunity quilt for each guild member.** Those of you who have not yet picked up your tickets, please see me at the meeting in January. **You have until October 7th, quilt show day to get the \$20.00 in and the ticket stubs back to me.**

The opportunity quilt will be at the **Road 2 California show in Ontario on Thursday, January 19th.** I will be emailing all the white glove volunteers to remind you of the time and day you agreed to work at the show. It is due to you volunteering to work at the show that we are allowed to sell tickets at the show for our quilt. Thank you all. **We still need a chairperson to head a committee to decide on the opportunity quilt for next year and to get it made.** It may seem a long way off, but it takes

time to make a spectacular quilt that we can use as one of our major fundraisers. **Please consider this project.**
Gloria Bachmann

Quilt Show News



The first 2017 Quilt Show Committee meeting will be on **Friday February 3 at 1:00 pm at Grace Mellman Library** 41000 County Center Drive, Temecula.

Please join us and help plan our biggest fund raiser of the year. In December **I was able to present each of our three chosen charities, 4 Paws 4 Patriots, Roundup Hope and the Temecula/Murrieta Community Pantry, with a check for \$1250.** You too can be a part of planning and executing this very rewarding event.

We will have one meeting each month from February - September culminating with our 19th annual **Old Town Temecula Outdoor Quilt show on Saturday October 7 2017.**

This is great way for you to get to know your fellow guild members and a perfect way for new members to get acquainted and involved.

Hope to see you all there on 2/3/17!

Gail Ledbetter, 2017 Quilt Show Chairman



Show & Tell



We are excited when a lot of members bring their quilts to Show and Tell. **Remember that we are all levels of quilters and every quilt can be an inspiration to someone.**

Please come to our table and sign the quilt name/description and your name into our register. Then sign a ticket for each quilt and place it in the jar. **In November we will have a drawing for the gift boxes we are preparing.** We have tables in the back where we would like you to lay out your quilts so all can see them before the meeting and at break.

For **January, please bring your Wintery quilts or anything with hearts to inspire us for February.**

We always like to see your recently completed quilts.

Thanks for all your support,

Dot Demmin and Pat Jordan 951-461-2443

I have a Dream
Martin Luther King, Jr.

2017 Retreat



Well here it is 2017, I can't believe how fast this year got here! **And March 31st, the date of our retreat, is right around the corner.** We will need everyone's **payment in full** no later than our February 14th quilt meeting.

This is such a great event and a good time for catching up on all your "ufo's" and spending quality time with some really special women. The surroundings are beautiful and the food delicious. So please get your payment in as soon as possible. **After February 14th there will be no refunds.** The retreat is held at the **Vina de Lestonnac Retreat Center**, in Temecula, and this year it is **March 31, April 1, and April 2, 2017.** The cost is **\$325.00 per person** and this **includes two nights with breakfast, lunch and dinner.**

If you are interested in attending this year please contact myself or Lynn Korito. We currently have 26 signed up and **if you would like to get on our wait list please let us know.**

If anyone has in questions please don't hesitate to call us!!

Sherry Riddle Lynn Korito

JANUARY MONTHLY MINI

Hello everyone, Maureen and Tawnya here! **Happy New year to everyone!** Hope that everyone had a joyous Christmas or Hanukkah and are all ready to start the new year!

This month's mini is going to be a surprise, as I don't have pictures of it to share. Blame it on the hustle and chaos of the holidays, but rest assured, it will be great! They always are.

I would like to take a moment and ask everyone to **think about donating a mini during 2017.** We desperately need a few of you to volunteer a bit of your time and talents to make these little wonders.

We are never disappointed with the skill, variety, and love that goes into making them. **But so far the volunteer sheet is a bit empty and we are asking for your help.** If the spirit moves you, see Tawnya at the monthly mini table and she will give you all the info.

Remember, it's a great way to practice those new skills in a small format. Easy, Fast, and Fun. Thanks in advance.

You know you are a quilter if...

You have more fabric in your home than food.

**"FAT QUARTERS"
are not used in chicken recipes.**

*You leave your ironing board up all the time,
but you never iron clothes.*

YOU PET FABRIC

**People are always picking threads
off your clothes.**

*You are able to measure a 1/4"
without a ruler.*

"Featherweight" has nothing to do with boxing.

UFO's are not from outer space.













**YOUR "STASH" CANNOT BE FLUSHED DOWN A TOILET
DURING A POLICE RAID.**

www.wishuponaquilt.com

Block of the Month

Block of The Month 2017: Block #1

Okay, here we go another wonderful year of block of the month. I mentioned this in last month's newsletter, but for those that missed this – we are making a small change this year with the colors. The color scheme for 2017 is going to be black and white with an additional color each month that you will use along with a shade or tint of that color. That will be the main color of the block. We plan to use the birthstone colors for each month (we have to change April because that month is diamond/white.) Here is the list of birthstones with the color we are using:

Month	Birthstone	Color	Sample	Month	Birthstone	Color	Sample
January	red garnet	deep red		July	ruby	red	
February	amethyst	purple		August	peridot	light green	
March	aquamarine	light blue		September	sapphire	deep blue	
April	diamond	light yellow		October	tourmaline	pink	
May	emerald	green		November	topaz	yellow	
June	alexandrite	light purple		December	tanzanite	medium blue	

There is a chart you can reference at: <http://www.birthdaybullseye.com/birthstone-color-chart.html#COLOR> . These are the colors we are trying to match.

Our first block of the year is called Round Robyn. Use the photos to get the color placement. We encourage you to make two blocks, one to enter in the drawing and one to keep.

Cut list -- For one block:

From red: one 3 1/2" x 6 1/2" rectangle
one 3 1/2" x 9 1/2" rectangle
one 3 1/2" x 12 1/2" rectangle


From red variation: one 3 1/2" square

From white: one 3 1/2" square
one 3 1/2" x 6 1/2" rectangle

From black: one 3 1/2" x 9 1/2" rectangle

Assembling the block:

- Using a precise 1/4" seam allowance and right sides together, sew the red variation and white squares together.
- Sew the 3 1/2" x 6 1/2" white rectangle to the red variation and white unit made above.
- Sew the 3 1/2" x 6 1/2" red strip to the bottom side of the previous blocks.
- Sew the 3 1/2" x 9 1/2" red rectangle to the left of the previous blocks.
- Sew the black 3 1/2" x 9 1/2" rectangle to the right side of the previous unit.
- Sew the 3 1/2" x 12 1/2" red rectangle to the top of the previous unit to complete the 12 1/2" x 12 1/2" block.
- Square the block to 12 1/2" x 12 1/2". Repeat to make a second block!



Correspondence

CALL FOR ENTRIES from Fayetteville, North Carolina

Our Guild will be holding our biennial Quilt Fest and (judged) Quilt Show on **April 7 & 8, 2017**. In order to have an artistically diverse Show, **we are reaching across the country and would like to invite members of your guild to enter their quilts in our Quilt Show.**

Entry fees are **\$10.00 per quilt** or you may enter three quilts for \$25.00. There is no limit on the number of quilts you can enter (the more the better, we say!). The deadline for submissions is February 20th, 2017.

Our theme is **"A Symphony of Quilts"** and among the many other ribbons, we will be also awarding a ribbon for "Best Interpretation of Theme".

Entry Forms, the Category List and Quilt Show Rules can be found on our website (<http://www.tarheelquiltersguild.org>, choose the "2017 Quilt Show" tab).

Updates will be posted periodically on our Facebook page (Tarheel Quilters Guild) as well. This year, Entry Forms may be completed online or you can print out a hard copy and mail it to us.

Questions? Contact us at QuiltFest2017@gmail.com

We look forward to having your guild members' quilts in our show! Thank you for helping us to spread the diversity, love, joy, and artistic expression of quilting!

Sincerely,

Tarheel Quilters Guild



Note received by Pat Jordan from the DAR about the veteran quilts & pillow cases made & gifted by Valley of the Mist Quilters Guild

Dear Pat,

On behalf of the Luisiense Chapter of the DAR, we want to thank you, The Valley of the Mist Quilters for your donation of 50 handmade quilts. And for the 130 pillowcases that were filled with items for the homeless vets who live at March Reserve Base.

Thank you, again, for your generosity.

Sincerely, Karen Lacasse
Corresponding Secretary

Places To Go.....Quilts To See

- **October 15-January 8, 2017: VISIONS ART MUSEUM**
Breakout: Quilt Visions 2016 Exhibit
Dancing: Members' Challenge Exhibit
2825 Dewey Road, San Diego, CA 92106
Tues-Sat 10-4, Sun noon-4
- **January 19-22, 2017 ROAD TO CALIFORNIA QUILT SHOW**
Quilters Conference & Showcase, Vendor Mall, Classes,
Ontario Convention Center
2000E. Convention Center Way, Ontario, CA
INFORMATION: info@roadtocalifornia.com (909)946-0020
- **February 10-11, 2017 VALLEY QUILTERS QUILT SHOW**
Friday & Saturday, 10am-4pm
Quilts, Vendors, Drawings & Boutique
Quilt Appraiser Julia Zgliniec on Friday
Valley Wide Recreation Center 901 W. Esplanade St., San Jacinto, CA
INFORMATION: www.valleyquilters.org
- **February 18-19, 2017: SOUTH BAY QUILTERS QUILT SHOW**
"World of Color"
Saturday & Sunday 10am-4pm
Quilts, Vendors, Drawings, & Quilt Auction on Sunday @1pm
Toyota Meeting Hall, 3330 Civic Center Dr., Torrance, CA
INFORMATION: www.southbayquiltersguild.org





Please Support Our Advertisers



Sincere Sew & Vac

SALES . SERVICE

We Service All Makes And Models

31705 Riverside Dr.
Lake Elsinore, Ca 92530

951-674-1808

COZY Creative CENTER

756 Jamacha Road, El Cajon, CA

Just 1.5 miles
south of I8.
Take the
Second St exit
in El Cajon.



619-670-0652

CozyCreative.com

BERNINA
made to create

**Handi
Quilter**
Designed by a Quilter, for Quilters.

**Koala
studios**
Fine Sewing Furniture Classics Built in America

**Open 7 days
a week**



Sunday Noon-5pm • M-Th 10 am - 6 pm • Fri 10 am - 3pm • Closed Sat
www.bluebirdquilts.com / 909.514.0333



Bonnie E. Hallett

Affordable—Starting at .01 per inch
Fast Turnaround—Usually under 2 weeks
Computer guided Pro-Stitcher

**Hallett's Quilting
Service**

35109 Highway 79 #212
Warner Springs, CA 92086
760-782-3763
hallettb@att.net

Quilts of Valor

Norma E. Enfield
P.O. Box 366
Murrieta, CA 92564

We are a 501(c)(3) non-profit organization
Creating Comfort, Love & Respect
for our Veterans, one quilt at a time

(951) 698-8791

quiltingtwin@verizon.net
www.QOVFTemecula.org

Sprague Quilts

1660 Ord Way
Oceanside, CA 92056
(757) 710-2816

A Teaching & Working Studio

loissprague@gmail.com

OLLIE'S ATTIC

Longarm Quilting -
custom and
edge-to-edge



417-230-1756
cegiometti@verizon.net

Elaine Giometti

1469 Camino Sueno
Hemet, CA 92545



Thank You for Supporting Our Advertisers

Fat Quarters Quilt Shop



728 Civic Center Dr.
(formerly Escondido Ave)
Vista, CA 92084
760-758-8308

www.fatquartersquiltshop.com

Monday thru Saturday 10:00 am – 5:30 pm
Closed on Sunday

Over 4000 bolts of the NEWEST fabrics!
Check out our 25% off Daily Sales!

Stop by and be inspired -
Meet your friends at Fat Quarters Quilt Shop!
Quilting the world together one stitch at a time since
1999!

I'd Rather Be Quilt' n

14 Years Long-Arm Machine Quilting
Professional Quality Work @ Affordable Prices
Custom/Pantographs
Pantographs Quilted Edge to Edge
Large Pattern & Thread Selection
Quilter's Dream Battings (100% Cotton, 70/30, poly, wool)
Warm & Natural Batting
Smoke-Free Environment
Ruth A. O'Neill
951-699-4887 Temecula



AMERICAN DREAM
Home Ownership

Tarbell,
REALTORS

THINKING OF BUYING OR SELLING?

Receive A Comprehensive
Market Analysis Without Cost
Or Obligation
Receive Maximum
Internet Exposure
Upon Listing



Adriane Ridder
Realtor
(951) 297-9140

AdrianeR@Tarbell.com
Lic. # 02008957



* If your home is listed,
please disregard this notice.
It is not intended to solicit
other brokers' listings.

Tonya's Quilting

LONGARM QUILTING SERVICE



Phone: (951) 283-0569
Email: Tonyasquilting@gmail.com
Web: www.tonyasquilting.com
Facebook: [Facebook.com/TonyasQuilting](https://www.facebook.com/TonyasQuilting)
Call for Drop Off /Pick Up information.



To advertise in this
Newsletter
Please Contact: Cheri McDowell
mcdowell22@verizon.net

Valley of the Mist Quilters Guild

27275 Ynez Rd. #435 Temecula, CA 92592

Newsletter Editor: Cheri McDowell Webmaster: Tina Sandoval

votmq@yahoo.com

<http://www.valleyofthemistquilters.com>

Follow us on Facebook



MISSION STATEMENT

Formed in 1990, Valley of the Mist Quilters Guild is a non-profit charitable, educational and social organization in the Temecula Valley. We promote the knowledge of and appreciation for all aspects of quilting and fiber arts with an active philanthropy program.

Our Meeting Location

**Community
Recreation Center
30875 Rancho
Vista Rd.
Temecula, CA**

Exit the 15 Freeway at Rancho California Rd. and go East.
Go to Ynez Rd. and turn right.
Go to Rancho Vista Rd. and turn Left
The CRC is approximately 1.5 miles on the right-hand side.

**All Sewers
Welcome**



Forget Me Not

☐ General Meeting
Tues., Jan. 10th
@ 6:15 pm

☐ Bring Veteran's
Donations

☐ Board Meeting
Monday, Jan.
16th @ Moore's
6:30 pm

☐ Bring Show &
Tell

☐ Bring Retreat
Payment
Installment

☐ Get newsletter
articles in
EARLY!

☐ Sign up for 2017
Board Positions

☐ Renew
Membership:
Bring forms &
\$30

☐ Dec. & Jan
Birthdays: Bring
door prize &
snack to share

☐ Bring \$ for
Merchandise &
Monthly Mini

☐ Bring Block of
Month

☐ Sign up for
Workshops

