



Baste & Banter

Inside This Issue

July Program	1
President's Message	2
Room Set Up & Veterans Update	3
Quilt Show News	4
Quilt Show Forms	5,6,7,8
Philanthropy	9
Workshops & Basket Bonanza	10
Cookbook Contest	11
Challenge Quilts	12
Show & Tell	13&14
Door Prize/Snacks President's Quilt	15
Block of Month	16
Correspondence	17
Places to Go	18
Advertisers	19&20
Reminders	21

QUILT U

Don't miss our July program featuring **QUILTER'S UNIVERSITY!** Come ready to learn from our in-house professors. After a short business meeting, you will have a choice of 5 different "mini" classes in a Round Robin format. There will be 4-5 rotations at about 15 minutes each.

Professors will have take home instructions and possible take home projects.

Here is your class line-up:

Shirley Brown: Paperless piecing
Sheri Eramo: Appliquick method of appliqué
Cindy McAlister: Perfect binding
Karen Wurful: Magic Binding Baby Blanket
Idabelle Colvin: Christmas Stockings



Tuesday, July 11
6:15 Social Time
6:45-9 Meeting



President's Message



Basket Bonanza, our program for the June general meeting, was another resounding success. Our thanks for all their organizational efforts go to Ways and Means **Co-Chairs Jeanette Stevens and Elaine Giometti**. Thanks also to everyone who donated items AND to those of you who attended the event & bought tickets. More than **\$2,300** was raised! We had 59 members and 10 guests in attendance, and one new member who joined that night!

Huge thanks to **Candy Dalton and Janice Emmerson**, who put on the **New Member Tea**. My apologies to both Candy and Janice and our new members, for not being able to make it myself, and also for not doing more to encourage others to attend. Nonetheless, we welcome and look forward to meeting these new friends and fellow guild members.

I am looking forward to the **July** meeting, in which we showcase the skills of a few members so that all may learn. This will be the first year in several that I am not one of the Quilt University teachers myself, so I am really looking forward to it. Finally I will be able to learn a few new things myself!

I just want to take a few minutes to encourage all of you to **patronize our local brick-and-mortar quilt shops**. The Temecula Valley has three: **Temecula Quilt Company, Needle in a Fabric Stash, and Primitive Gatherings**. We are extremely lucky to have three thriving quilt shops right in our area. This is, however, an era in which more and more of us are content to shop online, maybe getting a better deal because an online shop has far less overhead than a physical store, and can charge less. I'm telling you, **if you want to keep your local quilt shops, the only way to do that is to buy from them**. These stores need your business in order to survive. If you do not see what you want, do not assume you need to go online. Many times the shop is willing to order the item for you, so please ask before you give up. Bear in mind that no store can stock everything, and no store will be able to carry all of the fabric choices in the world. Your local stores are trying hard, offering a variety of fabric choices, books, notions and patterns, not to mention classes. Go in often to find out what's new, and help keep them in business!

Thank you, Ellen French, President

PLEASE NOTE: *Our monthly Board Meeting location is changing! Meetings will be held in the Primitive Gatherings Classroom starting this month. Same day & time: Monday after general meeting, 6:30-8 PM.*



ecliparts.com



Monthly Programs & Room Set Up

Valley of the Mist Quilters Guild
Program and Room Set Ups

	January	February	March	April	May	June	July	August	September	October	November	December
									Anniversary Past Pres Trunk Show			
Program	Speaker	Speaker	Speaker	Speaker	Speaker	Brown Bag	Quilters University	Phil. Sew In	Challenge Quilt	Speaker	Member Showcase	Holiday Party
Block of the Month	yes	yes	yes	yes	yes	no	no	no	yes	yes	yes	no
Challenge Quilt	yes	yes	yes	yes	yes	no	no	no	yes	no	no	no
Charm Squares	yes	yes	yes	yes	yes	no	no	no	yes	yes	yes	no
Door Prizes	yes	yes	yes	yes	yes	no	no	no	yes	yes	yes	no
Library	yes	yes	yes	yes	yes	no	no	no	yes	yes	yes	no
Merchandise Table	yes	yes	yes	yes	yes	no	no	no	yes	yes	yes	no
Monthly Mini	yes	yes	yes	yes	yes	no	no	no	yes	yes	yes	no
Opportunity Quilt	yes	yes	yes	yes	yes	yes	no	no	yes	yes	yes	no
Philanthropy	yes	yes	yes	yes	yes	no	no	no	yes	yes	yes	no
Show and Tell	yes	yes	yes	yes	yes	yes	yes	no	yes	yes	yes	no
Refreshments	yes	yes	yes	yes	yes	yes	yes	yes	yes	yes	yes	yes
						Board provides			Dessert contest			Members Potluck



Veterans Update



MONTHLY U.S. VETS DONATION PLAN

January.....BAR SOAP (Full size, wrapped. 1 bar = 1 ticket)

February.....MEN'S SOCKS (white or black, crew socks are best. 1 pair = 1 ticket)

March.....FULL SIZE SHAMPOO (1 bottle = 1 ticket)

April.....TOOTHBRUSH (individually packaged. 1 brush = 1 ticket)

May.....MEN'S DEODORANT (1 deodorant = 2 tickets)

June.....MEN'S DISPOSABLE SAFETY RAZORS (1 razor = 1 ticket)

July.....DECKS OF PLAYING CARDS

August.....WASH CLOTH (1 wash cloth = 1 ticket)

September.....MEN'S SHAVE CREAM (1 can = 2 tickets)

October.....TOOTHPASTE (Full size, please. 1 tube = 1 ticket)

November.....CHAPSTICK (1 tube = 1 ticket)

Please bring your donations to each Guild meeting.....tickets will be given for some special prizes, and you will be helping to support our Veterans at March Air Base.

Quilt Show News



QUILT SHOW DATE/TIME: SATURDAY OCTOBER 7, 10 AM TO 4 PM

FORMS:

- **ALL FORMS ARE NEW THIS YEAR. PLEASE DO NOT USE OLD FORMS!** We REALLY DO need you to use the current forms.
- All new forms are available below, on the guild website or will be available at general meetings on the information table.
- **DISPLAY FORMS ARE DUE** at/by the August meeting. Please deliver these to Gail Ledbetter or Rita Dominguez or mail them to Gail. Her mailing address is at the bottom of the form.
- **LARGE AND SMALL AUCTION AND DIRECT SALE FORMS & QUILTS ARE DUE** by the September general meeting. Forms should be completed and safety-pinned to each quilt.

At the risk of sounding like a broken record, we hope each of you is planning to display several of your quilts in our show. This is not a contest, and we do not judge them as to skill, composition or anything else. We all quilt because we enjoy making them. They are all beautiful, and should be shown. If you are a member of this guild, regardless of your skill level, your quilts are welcome to be shown in our quilt show. Please plan to participate.

We need the involvement of all our membership to tell family and friends about the auction being live-streamed this year. Please share this information on your Facebook pages, etc.

The next meeting of the Quilt Show Committee is Friday, July 21, at 1 pm at the Grace Mellman Library in Temecula. All are welcome to attend.

--Gail Ledbetter and Rita Dominguez

MEN WANTED!!!



Quilters, It's time to rally those big strong husbands, sons, and grandsons. We need men to help with the hanging of the ropes Friday evening October 6th about 5:00 p.m. This is the night before our SPECTACULAR 2017 Old Town Temecula Outdoor Quilt Show.

Members of the quilt show committee will be circulating throughout the room at our July, August and September meetings with a volunteer sign up sheet.

Remember, high schoolers can get community service hours for helping hang the ropes and for helping in various ways during the show.

On the following 4 pages are forms for the Quilt Show

- Pg. 5: Use for displaying quilts. Due in August
- Pg. 6: Use for donations to direct SALES (perimeter 100-200")
- Pg. 7: Use for donations of LARGE quilts for auction
- Pg. 8: Use for donations of SMALL quilts for auction

Only **one form** is needed for all the quilts you wish to hang in the show.

Note that for auction/sale quilts, a form must be filled out for EACH quilt you are donating. Please note due dates on the forms: Display forms are due in August & all donation forms are due in September.

OLD TOWN TEMECULA OUTDOOR QUILT SHOW October

Display of personal quilts

OPEN TO GUILD MEMBERS ONLY

You will be hanging your quilts at your assigned location on the morning of show BEFORE 10am

PLEASE PRINT AND FILL IN COMPLETELY!

For Mail-In Registration, see address below

Quilter's Name _____

Address _____

Phone (Home) _____ (Cell) _____

Email you check regularly _____

Number of quilts you wish to display in each category: _____ Wall/Baby _____ Lap/Throw

_____ Twin _____ Full/Double _____ Queen _____ King *** _____ TOTAL

Number of Quilt Show labels you would like: _____

Friendship Group if applicable _____

Location preference ** _____ **Please
note we cannot guarantee this location

You can prevent damage to or theft of your quilts by hanging a clean sheet behind any quilt you display and by not leaving your quilts unattended during the show.

Please read and acknowledge the following:

I understand that I alone am responsible for the safety and condition of any quilts I display in the Old Town Temecula Outdoor Quilt Show. I agree to hold harmless the Valley of the Mist Quilters Guild in the event of any damage to or theft of my property. I further understand that both the Guild and show attendees will probably photograph my quilt(s), as the quilt(s) will be hanging in a public place. I hereby grant permission to the Valley of the Mist Quilters Guild to publish any photographs of my work displayed in this show for non-commercial use.

Signed: _____ Date: _____

VALLEY OF THE MIST QUILTERS GUILD THANKS YOU FOR YOUR PARTICIPATION

Mail in registration MUST BE POSTMARKED BY AUGUST 1 and mailed to:

Quilt Registrar
32173 Jubilee Road
Winchester, CA 92596

OLD TOWN TEMECULA OUTDOOR QUILT SHOW

Member Donation for Direct Sale

*Use a separate form for each quilt. We will have a guild booth with quilts for sale at our Vendor location the first Saturday of October . Quilts are due with completed form by the September general meeting.

*****PLEASE PRINT*****

QUILT DONATIONS: The perimeter of your quilt should measure between **100" and 200"**

Your name _____

Address _____

Phone (Home) _____ (Cell) _____

Email that you check regularly _____

Quilt name (must have name) _____

Minimum sales price, if any: \$ _____

Please read and sign the following:

I understand that the minimum price amount means that the quilt will not be sold for less than that amount. I understand that I may elect to receive 50% of the proceeds of the sale of this item or I may elect to donate 100% of the proceeds of its sale to the Guild. I understand that the Guild may choose to donate all or part of the proceeds to a charity or charities selected by the quilt show committee. **I wish to do the following (choose one):**

_____ Receive 50% of the proceeds – **Please note:** For payment of \$600 or more, a 1099 will be issued. A signed W-9 including **social security number** will be required prior to payment for those receiving \$600.00 or more.

_____ Donate 100% of the proceeds to Valley of the Mist Quilters Guild

Signed _____ Date _____

VALLEY OF THE MIST QUILTERS GUILD THANKS YOU FOR YOUR GENEROSITY

For Guild Use Only

Sold for _____

OLD TOWN TEMECULA OUTDOOR QUILT SHOW

LARGE QUILT AUCTION FORM

***Use a separate form for each quilt. **If this is a group quilt, please list names of all who participated

*****PLEASE PRINT AND BE SURE ALL INFORMATION IS COMPLETE & ACCURATE**

QUILTER(S) NAME(S): _____

Phone _____ Email you check regularly _____

Name of Quilt to be auctioned (MUST have a name): _____

Dimensions: (more than 200" perimeter) _____ Pattern: _____

Check all that apply to this quilt: _____ Throw _____ Twin _____ Double/Full _____ Queen _____ King

_____ Hand pieced _____ Machine pieced _____ Hand quilted _____ Hand appliqued

_____ Machine appliqued _____ Machine Quilted (By whom?) _____ Vintage? Date _____

Additional details (25 words or less) _____

Reserve Amount, if any: \$ _____

Please read and sign the following:

I understand that this reserve amount means that if bidding does not reach this amount, the item will be returned to me, unsold. I understand that I may elect to receive 50% of the proceeds of the sale of this item or I may elect to donate 100% of the proceeds of its sale to the Guild. I understand that the Guild may choose to donate all or part of the proceeds to a charity or charities selected by the quilt show committee. **I wish to do the following (choose one):**

_____ Receive 50% of the proceeds – **Please note:** For payment of \$600 or more, a 1099 will be issued. A signed W-9 including **social security number** will be required prior to payment for those receiving \$600.00 or more.

_____ Donate 100% of the proceeds to Valley of the Mist Quilters Guild

Signed: _____ Date: _____

VALLEY OF THE MIST QUILTERS GUILD THANKS YOU FOR YOUR GENEROSITY.

OLD TOWN TEMECULA OUTDOOR QUILT SHOW
SMALL QUILT/TABLE RUNNER/BAG AUCTION FORM

*Use a separate form for each quilt or table runner.

PLEASE PRINT

At our Quilt Show the first Saturday of October, we will have a Small Quilt/Table Runner/Bag Silent Auction with a "Buy Now" feature, such as that found on eBay. Bidding amounts and "Buy Now" prices to be determined by Quilt Show Committee but your recommendation will be considered!

SMALL QUILT DONATIONS: The perimeter of your small quilt should measure no more than **100" total** (25" x 25", or any combination that equals 100 inches or less around the outside edges). **Subjects you might think about:** seasonal, holiday, landscape, ocean, wine/grapes, food, Temecula Valley related (think hot air balloons, vineyards, etc.), animal, baby/child, art quilts, or any of your latest wonderful creations! Think bright fabrics and/or current color schemes. Quilts may be **machine or hand pieced, quilted or appliqued, embellished, framed, traditional or contemporary, hanging sleeve or not.** A label with your name, city and date is a welcome addition.

TABLE RUNNER DONATIONS: We will also accept table runners for the silent auction. Table runners may be **any size that would fit an ordinary dining table.** Some ideas are **holiday variations, or seasonal colors/fabrics (think spring, fall, Christmas)** and these may be machine or hand appliqued and machine or hand quilted. A label may be added to the back of the runner. **Also being accepted: TOTES or BAGS**

Your name _____

Phone (Home) _____ (Cell) _____

Email that you check regularly _____

Quilt/Runner/Bag YOU ARE DONATING :

Name _____

Description _____

Your recommended: opening bid \$ _____

Your recommended buy now price \$ _____

*****YOUR QUILT (or RUNNER or BAG), ALONG WITH THIS COMPLETED FORM IS DUE
BY OR AT THE SEPTEMBER GUILD MEETING**

Please read and sign the following:

I understand that by donating this item to Valley of the Mist Quilters for the Old Town Temecula Outdoor Quilt Show's "Small Quilt Auction," I am donating 100% of the proceeds of that sale to the Guild.

Signed _____ Date _____

VALLEY OF THE MIST QUILTERS GUILD THANKS YOU FOR YOUR GENEROSITY

Philanthropy




NEXT PHILANTHROPY WORKDAY: JULY 29 – 10:00-3:00

WE WILL BE MAKING CHRISTMAS STOCKING KITS for the Sheriffs YOUTH SAFE program. Join us!
Assistance League Community Work Room
28720 Via MontezumaW
Temecula, CA 92590
Call: Karen Wurfel for more information



NEWBORN BABY KITS/directions are ready for you! Please stop by and pick up a few. These are donated to the Neonatal Intensive Care Unit at Rancho Springs Hospital. We will demonstrate the Magic binding baby blanket at the July meeting.



WE STILL NEED FLANNELS - BABY OR YOUNG CHILD. We are down to mainly flannel scraps and really need to restock our supply. We are especially in need of some 3 yard cuts with two complementary fabrics. Please remember, no reds in the fabrics, as the nurses need to see if the infant is having any bleeding. (We will accept down to 1/2 yd. pieces)



U.S. VETS TWIN BED QUILTS: We are hoping the Friendship Groups will once again consider donating a twin sized bed quilt to the Homeless Veterans Program at March ARB. Dimensions: Minimum 64" x 80" (Max. length 87")



We continue to support the Domestic Violence Center in Menifee with pillowcases, and throws/quilts for women and children. Please bring any donations to the guild meetings. Friendship groups are encouraged to contribute. They sent us a letter indicating the need for all types of women's toiletries: tampons/pads; household/laundry/cleaning products; school supplies & backpacks; vacuum cleaners; fans; baby clothes/diapers/wipes and other items. Call Karen Wurzel at 661-733-4037 if you have questions.



Merchandise Table: Will return again in September!

Workshops



Our last workshop for the year is **Saturday, October 14th**, with **Leora Raikin** teaching "Mixed Media Creativity Through African Folklore Embroidery". If you like appliqué or cross-stitch, I think you'll really like this one.

This workshop fee is \$30 for members and \$40 for non-members. Next year the fee will be going up \$5. The workshop is scheduled from 10AM-4PM and everyone needs to bring a lunch and the required supplies listed in the handout. We will be meeting in the Glen Oaks Clubhouse again, and a big thank you goes to Rita Dominguez for this. Space is still available in this class. If you have any questions, call me.

Anyone interested in scrap piecing will love the first workshop of 2018. **On January 10th, Bonnie Hunter will be with us.** Since this seems to be such a popular workshop, sign-ups will start at the July Guild Meeting. Guild member cost is **\$35**. Non-Guild members may sign up starting November 14th, and their cost will be **\$45**.

Thanks!

Sandy Benson (951)294-8030 sandybesanson@gmail.com



Basket Bonanza




Thanks to ALL for making our **June Basket Bonanza** event a huge success! Your generous donations through ticket sales and silent auction item raised a total of **\$2,376.06**. Congratulations to the lucky winners of the night who made significant additions to their stashes. **THANK YOU, THANK YOU!!**

We would like to thank the members who contributed new or gently used items to fill the baskets or to use for the silent auction. The baskets that were put together and donated by our Friendship Groups were outstanding!! Thank you so much. Also, thank you to those who helped with basket assembling, transportation of baskets to Guild meeting, set -up, clean-up, ticket sales, and runners who delivered baskets to the lucky recipients as tickets were drawn.

It was a really fun night and thanks again to each member of the Guild for supporting this event and making it so successful.

Jeanette Stevens & Elaine Giometti

Cookbook Contest



We missed our deadline to get special discounts. However the board decided to continue until we get the 300 recipes needed then we will hold them until another set of discounts becomes available....so please don't stop contributing.

WE NEED 160 MORE RECIPES!

We're Cookin' Guild Cookbook Contest ~March 14 until we get 300 recipes~



No drawing prize at July meeting due to Quilters University
Contest extended until we reach our goal of 300 recipes!

Grand Prize
\$100 gift certificate
to the restaurant or quilt shop of your choice!

Here's how you enter to win... 1 ticket for every **hard copy** recipe you bring to me at the meetings. 2 tickets for every recipe you **enter on line**. There will be a drawing at each general meeting from that night's entries. All tickets will be saved for the big drawing...so... the more recipes you enter, the more your chances to win.

To enter your recipes on line go to:

www.typensave.com

User name: VOTMQG **Password:** onion333

After you input your recipe(s) printout "Proofs" to check. Bring proofs to me to get 2 tickets into the drawing

Any questions call me at (951)210-0560 or email me at
sebrown236@gmail.com



Monthly Mini: Will return again in September. Sign up to contribute a monthly mini for next year!

Challenge Quilt

About the house...


2017 Challenge Quilt

The Quilt:

- Your challenge is to create a **house block quilt**. It can be anything from wall hanging to a full size quilt. House blocks or houses must be the main feature so that when viewed it can be clearly defined as a house block quilt.
- It must be a quilt...that is, it must contain a front and back with batting in between and be quilted either by machine or by hand.

House blocks... a minimum of 5 houses in the quilt. No maximum.

- Any style house is acceptable.
- Any size block is acceptable
- Any method is acceptable... appliqué, piecing, embroidery, etc.
- Any fabric choice is acceptable but you must use fabric.
- The addition of other blocks of your choice is acceptable.
- Embellishments are acceptable.
- If you have any questions, please call Shirley Brown (951) 210-0560 or email me at sebrown236@gmail.com



4th July
★ Happy ★
Independence Day



Show & Tell



Thank you all for the many quilts that you bring each month. It is a thrill to see them.

Please come to our table and sign the quilt name/description and your name into our register. Then sign a ticket for each quilt and place it in the jar. In November we will have a drawing for the gift boxes we are preparing. We have tables in the back where we would like you to lay out your quilts that you will be showing so all can see them before the meeting and at break. When it's time to Show & Tell, just pick up your quilt (s) and line up close to the stage steps. Please tell everyone your name and anything interesting about your quilt when showing (add the quilter's name). We will help hold your quilt so you can be free to show it off!



For July, please bring bring patriotic; red, white and blue; beach, seascape, or boating quilts.

Remember, we always like to see your recently completed quilts regardless of the theme of the month. **Next month, August**, we will not have Show and Tell, since we will be sewing for Philanthropy.

We look forward to hosting the monthly Show & Tell! See you July 11th.

Dot Demmin and Pat Jordan

[951-461-2443](tel:951-461-2443)





June Show & Tell



Show & Tell MONTHLY THEMES: Use as an inspiration for the next project! We always want to see completed quilts after workshops too!

July- Patriotic, RedWhiteBlue, beach scenes, seascapes or boating.

August- Month off for Philanthropy sew in - NO show and tell this month!

September- Back to School themes , Kid quilts; Fall, autumn quilts

October- Harvest, Pumpkins, Halloween quilts

November- Thanksgiving, appliquéd, or strip/string/crazy quilts

December- informal format of decorating the stage with your favorite holiday quilts (Christmas, Chanukah, Kwanzaa)



Charming Strip Exchange: Will return in September....watch for upcoming news & reminders for your strips.

Reminder: Snacks & Door Prizes



JULY MEETING SNACKS & DOOR PRIZES

We need both **June and July birthday members to bring snacks only** (NO door prizes this month) to our July meeting. July is our Quilt University so please come and enjoy learning something from our members' round robin teaching event. Your door prize is postponed to the September meeting. I'll remind you about this before the September meeting,

Happy Birthday and thanks for contributing to our snack hospitality table!

Birthday Month	Bring Door Prize	Bring Snack	Monthly Program
January	yes (plus Dec.)	yes (plus Dec)	Speaker
February	yes	yes	Speaker
March	yes	yes	Speaker
April	yes	yes	Speaker
May	yes	yes	Speaker
June	no (bring in Sept.)	no (bring in July) (board members to bring snacks)	Basket Bonanza
July	no (bring in Sept.)	yes (plus June)	Quilters "U"
August	no (bring in Sept.)	yes	Philanthropy Sew
September	yes (plus June-Aug)	no, (bring in October)	Guild Birthday Party
October	yes	yes (plus Sept.)	Speaker
November	yes	yes	Speaker
December	no (bring in Jan.)	no (bring in Jan.)	Holiday Party/Potluck

Shhhh
IT'S A SECRET

President's Quilt

Shhhh
IT'S A SECRET

Thank you all for your participation and helping to make our wonderful President a fantastic quilt. I have a few appliqué blocks that I need someone to make, but otherwise everything is out in your hands. Please bring back the finished products to our July meeting. I will have a signature panel at the meeting so if you haven't signed the quilt, please come by our table and sign your name.

Thank you,

Pat Jordan

Past President

Block of the Month

Block of The Month 2017: Block #7

Block is due at the September meeting.

This month we are continuing our color scheme for the year: black, white, the monthly birthstone color, and a shade (or tint) of that color. This month's color is red (ruby), so your second color should be shade of red. Please look at the January newsletter for the color chart. We encourage you to make two blocks, one to enter in the drawing and one to keep. Please sew with an accurate quarter inch seam.

This block is a celebration of half square triangles. If you do this block you will either learn to love or hate them. Each of these nine patch blocks has 32 half square triangles. You will make sixteen black and white and another sixteen with the two reds.

Cut list -- For one 12 1/2" block:

For half square triangles, 2 7/8 squares will require less trimming. If you are unsure of your accuracy, cut the pieces 3" but you will need to trim each half square triangle down to 2 1/2".

Red fabric: one 4 1/2" square; eight 2 7/8" squares

Red tint, black, and white fabrics: eight 2 7/8" squares of each color

Assembling the block:

Draw a diagonal line on the wrong side of all eight of the 2 7/8" lighter red squares and the eight white 2 7/8" squares. Place each of the red on one of the darker red and each of the white on the black 2 7/8" squares, right sides together. Sew 1/4" from either side of the drawn diagonal line, cut in two on the drawn diagonal line. Press toward the darker fabric. You should have sixteen 2 1/2" half square triangles of each combination.


Lay out the block pieces as shown in photo 2. Sew together top two rows and the bottom two rows as shown in photo 3. Press in opposite directions so they will match up correctly later. For the center two rows, make the black and white four patch squares and sew together the row with the red square in the middle. Now lay out the rows to match photo 3 and finish sewing together the rows to make the block.

Press and using a 12-1/2" square up ruler, trim to get a 12 1/2" block. Repeat to make a second block!

We hope you aren't tired of making half square triangles.

Adriane Ridder & Shelly McNeely

Block of the Month Coordinators



Correspondence



A group of 8 art quilters are members of the **Free Spirits Friendship Group**, founded in 2003.

The Free Spirits art quilters invite you to our annual exhibit at Rancho Buena Vista Adobe
This year's theme is "North County Through the Eyes of an Artist"

No charge admission to the gallery.
Gallery is open Thursday through Saturday.
Exhibit displayed June 28 through August 26 2017.

You are invited to meet the artists at
the **reception July 13 from 12:30 to 3 pm.**

See Rancho Buena Vista Adobe website for hours and directions
www.ranchobuenavistaadobe.com

640 Alta Vista Dr, Vista CA
Gift shop info 760-941-7639
More info contact Susan at 760-728-2139

- Susan Nikkel
Art Quilter



Places To Go.....Quilts To See

- **JULY 22 & 23, 2017: QUILTERS BY THE SEA QUILT SHOW**
"A CELEBRATION OF QUILTING"
Quilts, Boutique, Challenge Quilts, Raffle Baskets, Quilt Sales
Expo Arts Center in Bixby Knolls 4321 Atlantic Avenue, Long Beach, CA
Sat. July 22: 9 AM to 5 PM, Sun. July 23: 9 AM to 4 PM
Admission \$10, purchased in advance \$8
INFORMATION: www.quiltersbythesea.com
- **AUGUST 4 & 5, 2017: BIG BEAR LAKE QUILT GUILD QUILT SHOW**
"CABIN IN THE WOODS"
Quilts, Vendors, Drawings, Opportunity Quilt
The Lodge at Big Bear Lake 40650 Village Drive, Big Bear Lake, CA
Fri. Aug. 4: 10 AM-6:30 PM, Sat. Aug. 5: 10 AM-5 PM Admission \$5
INFORMATION: www.bigbearlakequiltersguild.com
- **SEPT. 22 & 23, 2017: GLENDALE QUILT SHOW**
"RIPPLE EFFECT"
Hundreds of quilts, special exhibits, vendor mall, daily drawings
Conference Center, Pasadena Convention Center, 300 E. Green St. Pasadena CA
Fri. Sept. 22: 10 AM-6PM Sat. Sept. 23: 10 AM-6 PM
Admission: \$10/day or \$15/2 days
INFORMATION: www.glendalequiltguild.org
- **SEPTEMBER 28 - 30, 2017: SAN DIEGO QUILT SHOW**
"POSTCARDS FROM SAN DIEGO"
Hundreds of quilts, special exhibits, Vendors, Hourly Door Prizes, Raffle Baskets
San Diego Convention Center, Hall H: 111 W. Harbor Dr., San Diego CA
Thurs Sept. 28: 10 AM-6PM, Fri. Sept. 29: 10 AM-6PM, Sat. Sept. 30: 9AM-5PM
\$10 unlimited admission
(Volunteers who work the show receive free admission. See website for details.)
INFORMATION: www.sandiegoquiltshow.com



OLLIE'S ATTIC



Longarm Quilting -
*custom and
edge-to-edge*

Elaine Giometti

417-230-1756
cegiometti@verizon.net

1469 Camino Sueno
Hemet, CA 92545

Moore's

Sewing Machines • Ceiling Fans • Vacuums
Specialists in Sales & Service
A Fourth Generation Family Business

Mission Viejo • 25390 Marguerite Pkwy. • (949) 580-2520
Orange • 2265 N. Tustin St. • (714) 279-6830
Huntington Beach • 15041 Goldenwest St. • (714) 899-3222
Corona • 591 N. McKinley St. #105 • (951) 736-5457
Victorville • 16210 Bear Valley Road • (760) 240-4477
Temecula • 26490 Ynez Road, Ste. F & G • (951) 297-3796
Outlet Center • 22532 Avenida Empresa, RSM • (949) 829-9459
www.moore-sew.com



Sunday Noon-5pm • M-Th 10 am - 6 pm • Fri 10 am - 3pm • Closed Sat
www.bluebirdquilts.com / 909.514.0333



Bonnie E. Hallett

Affordable—Starting at .01 per inch
Fast Turnaround—Usually under 2 weeks
Computer guided Pro-Stitcher

**Hallett's Quilting
Service**

35109 Highway 79 #212
Warner Springs, CA 92086
760-782-3763
hallettb@att.net

Quilts of Valor

Norma E. Enfield
P.O. Box 366
Murrieta, CA 92564

We are a 501(c)(3) non-profit organization

Creating Comfort, Love & Respect
for our Veterans, one quilt at a time

(951) 698-8791

quiltingtwin@verizon.net
www.QOVFTemecula.org

Tonya's Quilting

LONGARM QUILTING SERVICE

Phone: (951) 283-0569
Email: Tonyasquilting@gmail.com
Web: www.tonyasquilting.com
Facebook: [Facebook.com/TonyasQuilting](https://www.facebook.com/TonyasQuilting)
Call for Drop Off /Pick Up information.



COZY Creative CENTER

756 Jamacha Road, El Cajon, CA

Just 1.5 miles
south of
Interstate 8.
Take 2nd St
exit in
El Cajon.



619-670-0652

CozyQuilt.com

BERNINA
made to create

brother

Handi
Quilter

Koala
studios

GO!
Signature
DEALER

Open 7 days
a week

**To Advertise in this
Newsletter**

**Please Contact:
Cheri McDowell**

mcdowell22@verizon.net

Thank You for Supporting Our Advertisers

Fat Quarters Quilt Shop



728 Civic Center Dr.
(formerly Escondido Ave)
Vista, CA 92084
760-758-8308

www.fatquartersquiltshop.com

Monday thru Saturday 10:00 am – 5:30 pm
Closed on Sunday

Over 4000 bolts of the NEWEST fabrics!
Check out our 25% off Daily Sales!

Stop by and be inspired -
Meet your friends at Fat Quarters Quilt Shop!
Quilting the world together one stitch at a time since
1999!

I'd Rather Be Quilt' n

14 Years Long-Arm Machine Quilting
Professional Quality Work @ Affordable Prices
Custom/Pantographs
Pantographs Quilted Edge to Edge
Large Pattern & Thread Selection
Quilter's Dream Battings (100% Cotton, 70/30, poly, wool)
Warm & Natural Batting
Smoke-Free Environment
Ruth A. O'Neill
951-699-4887 Temecula



AMERICAN DREAM *Home Ownership*

**Tarbell,
REALTORS**

THINKING OF BUYING OR SELLING?

Receive A Comprehensive
Market Analysis Without Cost
Or Obligation

Receive Maximum
Internet Exposure
Upon Listing



Adriane Ridder
Realtor
(951) 297-9140

AdrianeR@Tarbell.com
Lic. # 02008957



* If your home is listed,
please disregard this notice.
It is not intended to solicit
other brokers' listings.



quilting

It's the art of stitching together
little pieces of yourself
~ your heart, soul, talent, vision ~
using threads of love.

Valley of the Mist Quilters Guild

27275 Ynez Rd. #435 Temecula, CA 92592

Newsletter Editor: Cheri McDowell Webmaster: Tina Sandoval

votmq@yahoo.com

<http://www.valleyofthemistquilters.com>

Follow us on Facebook



MISSION STATEMENT

Formed in 1990, Valley of the Mist Quilters Guild is a non-profit charitable, educational and social organization in the Temecula Valley. We promote the knowledge of and appreciation for all aspects of quilting and fiber arts with an active philanthropy program.

Our Meeting Location

**Community
Recreation Center**
30875 Rancho
Vista Rd.
Temecula, CA

Exit the 15 Freeway at
Rancho California Rd.
and go East.
Go to Ynez Rd. and
turn right.
Go to Rancho Vista
Rd. and turn Left
The CRC is
approximately 1.5
miles on the right-
hand side.

**All Sewers
Welcome**



☒ **General Meeting**
Tues., July 11th
@ **6:15 pm**

☒ **Submit recipes
for Guild
Cookbook**

☒ **Bring Veteran's
Donations**

☒ **Bring Pres. Quilt
blocks**

☒ **Bring Show &
Tell**

☒ **Sign up for
Workshops**

☒ **Turn in Quilt
Show Forms**

☒ **Board Meeting**
Mon., July 17th
@ **Primitive
Gatherings**
6:30 pm

☒ **Get newsletter
articles in
EARLY!**

