



Baste & Banter

Inside This Issue

BASKET BONANZA	1
President's Message	2
Room Set Up & Veterans Update	3
Quilt Show News	4
Quilt Show Forms	5,6,7,8
Philanthropy	9
Workshops & Nominating Com.	10
Cookbook Contest	11
Challenge Quilts & Charm Strips	12
Public Library, Monthly Mini, Merchandise	13
President's Quilt & New Member Tea	14
Show & Tell	15,16
Door Prize/Snacks	17
Block of Month	18
Correspondence	19
Places to Go	20
Advertisers	21,22
Reminders	23




BASKET BONANZA!

The Basket Bonanza, aka Brown Bag Event, is finally here! Bring your friends and neighbors to our meeting Tuesday, June 13th.

Guests are free! We will have many beautiful baskets filled with fabrics, quilting items, and much more. Look for the table with the silent auction items and the special "Friendship Group Baskets".

Be sure to bring your **address labels** to put on all the tickets you want to buy. This is one of the Guild's largest fundraisers. It is a fun-filled evening which helps support the Guild's many community service projects. We accept **cash, checks or credit cards**. The ticket prices are as follows:

1 ticket	\$ 1.00
7 tickets	\$ 5.00
16 tickets	\$10.00
35 tickets	\$20.00



On Tuesday afternoon, we will be loading all the baskets at Jeanette Stevens home, 45960 Classic Way, Temecula, to transport to our guild meeting. **If anyone can help to transport baskets**, it would be very much appreciated. We will meet at Jeanette's house at 5:00 p.m. to load baskets. You can call/text (760- 802-4101) or e-mail (craftyjs@me.com) if you can help!


Please bring your **re-usable bags** to put ALL your winnings in, so we can keep and re-use as many baskets as possible for "Basket Bonanza 2018"!!

Thank you all in advance for your generosity and helping make this a very successful event.

Jeanette Stevens & Elaine Giometti
Ways & Means



Tuesday, June 13
6:15 Social Time
6:45-9 Meeting



President's Message



I really enjoyed the presentation in May by **Dragonfly Dyeworks'** Nick and Chase. What beautiful work they do! I hope everyone who took the workshop was able to create some beautiful hand dyes. I myself bought some of their lovely dyed bamboo socks (so soft!) and a hand dyed tunic that hides my bulk nicely.

June brings us our annual **Basket Bonanza**, which we used to call the Brown Bag Event. Jeannette Stevens assures us they have plenty of goods, and we're looking forward to it! People have asked me how much money they should bring. I would say, \$500. No, bring as much as you think you need to, but remember, we take checks and credit cards too!

Really, we do. Personally, I have spent between \$40 and \$70 at this thing. For \$40 you're going to get 70 tickets. There are going to be at least 90 baskets of goods, so you be the judge.

WHATEVER YOU DO, DON'T FORGET TO BRING A TON OF ADDRESS LABELS!!!

Otherwise, you'll spend a lot of valuable time writing your name on all those tickets. You're sure to want to frontload tickets for my friendship group's basket, Coffee, Cream and Chocolate, by The Happy Strippers. That basket contains an abundance of those items in several forms, including fabric!

Looking ahead a bit to **July, we will have Quilt University**, where several members teach the rest of us a special technique. This year we have Shirley Brown to teach us a variety of appliqué methods, the philanthropy team will demo pillowcase making, and someone else will teach that pesky binding join-up we call "lumpless" binding. This is a really great opportunity to learn something new. I am always reminded that I did my binding corners wrong until someone showed me the correct way, and also that it took me forever to get a handle on that last binding join. So if you're a beginner, these techniques will help you progress. You're likely to learn a thing or two even if you're an intermediate quilter.

This past month, the board went over all the **prospective speakers** for next year and gave them the stamp of approval. I am concerned, as always, that we serve you, the general membership, with these choices. **We attempt to bring you a variety of speakers.** Not every subject will appeal to every member. One guide we use is what you fill out on your membership forms. There's a question that asks what sort of programs you would like to see. I reviewed all these forms last month, and was disappointed to see that only about 30 of our 107 members had filled anything out in response to that question. So I would ask you two things:

1) please be sure to answer that question next year when you renew your membership, and 2) please talk to me and let me know what all you are interested in right now. This will also help me get to know you all, and that's important to me.

Thank you for being one of us. Quilt on.

Ellen French, President



Monthly Programs & Room Set Up

Valley of the Mist Quilters Guild
Program and Room Set Ups

	January	February	March	April	May	June	July	August	September	October	November	December
									Anniversary Past Pres Trunk Show			
Program	Speaker	Speaker	Speaker	Speaker	Speaker	Brown Bag	Quilters University	Phil. Sew In	Challenge Quilt	Speaker	Member Showcase	Holiday Party
Block of the Month	yes	yes	yes	yes	yes	no	no	no	yes	yes	yes	no
Challenge Quilt	yes	yes	yes	yes	yes	no	no	no	yes	no	no	no
Charm Squares	yes	yes	yes	yes	yes	no	no	no	yes	yes	yes	no
Door Prizes	yes	yes	yes	yes	yes	no	no	no	yes	yes	yes	no
Library	yes	yes	yes	yes	yes	no	no	no	yes	yes	yes	no
Merchandise Table	yes	yes	yes	yes	yes	no	no	no	yes	yes	yes	no
Monthly Mini	yes	yes	yes	yes	yes	no	no	no	yes	yes	yes	no
Opportunity Quilt	yes	yes	yes	yes	yes	yes	no	no	yes	yes	yes	no
Philanthropy	yes	yes	yes	yes	yes	no	no	no	yes	yes	yes	no
Show and Tell	yes	yes	yes	yes	yes	yes	yes	no	yes	yes	yes	no
Refreshments	yes	yes	yes	yes	yes	yes	yes	yes	yes	yes	yes	yes
						Board provides			Dessert contest			Members Potluck



Veterans Update

MONTHLY U.S. VETS DONATION PLAN

January.....BAR SOAP (Full size, wrapped. 1 bar = 1 ticket)

February.....MEN'S SOCKS (white or black, crew socks are best. 1 pair = 1 ticket)

March.....FULL SIZE SHAMPOO (1 bottle = 1 ticket)

April.....TOOTHBRUSH (individually packaged. 1 brush = 1 ticket)

May.....MEN'S DEODORANT (1 deodorant = 2 tickets)

June.....MEN'S DISPOSABLE SAFETY RAZORS (1 razor = 1 ticket)

July.....DECKS OF PLAYING CARDS

August.....WASH CLOTH (1 wash cloth = 1 ticket)

September.....MEN'S SHAVE CREAM (1 can = 2 tickets)

October.....TOOTHPASTE (Full size, please. 1 tube = 1 ticket)

November.....CHAPSTICK (1 tube = 1 ticket)

Please bring your donations to each Guild meeting.....tickets will be given for some special prizes, and you will be helping to support our Veterans at March Air Base.

Quilt Show News



LIVE STREAMING COMES TO THE QUILT SHOW AUCTION!!

We are so excited about the prospect of our **live auction getting live-streamed this year!** Our auctioneer has done this many a time while presiding over horse auctions, and he sees no reason why we can't open up our quilt auction to the rest of the world! **Think of it: our little quilt auction could get really famous!** We need all of you to help—not only by making quilts to auction, (we need 50-75 quilts to sell) but also by posting info about the live streaming on your Facebook pages and inviting your family and friends to join in and bid on YOUR quilts. Now, even if your family lives in Nebraska and your best friends live in New Hampshire, they can still bid on the lovely quilts you've made for auction! (And if you opted for 50% back, this means potentially way more money in your pocket!)

We need someone (or more than one person, ideally) to take a whole lot of photos—and if possible, video—of the quilt show. Please see Gail Ledbetter and/or Rita Dominguez if you would like to be a photographer or videographer.

One change to the auction quilt lineup: the live auction will sell large throws (only slightly smaller than a twin) through to king size quilts.

Don't forget we will sell the smaller sized throws and crib quilts outright at our vendor booth. Again, you may set the price, and receive 50% of the sale price back.

The Silent Auction will include wall hangings, table runners, and totes.

FOR YOUR REFERENCE:

QUILT SHOW DATE IS SATURDAY, OCTOBER 7, FROM 10 AM TO 4 PM. LIVE, LIVE-STREAMED AUCTION AT 1 PM, FROM THE TEMECULA COMMUNITY THEATRE COURTYARD.

Our next Committee meeting is Thursday, June 15, at 12:30 at the Grace Mellman Library in Temecula.

Gail Ledbetter, Quilt Show Chair

On the following **4 pages, please find forms for the upcoming Quilt Show.** The first form is for anyone who would like to **display** quilts at the show (and we hope that is every one of you!). The other 3 forms are for those who are **donating** a quilt for sale or the auctions, either a full donation, or to receive funds from the sale. Please print the forms you need and fill out & return as directed.

Note that for auction/sale quilts, a form must be filled out for **EACH** quilt you are donating. Only **one form** is needed for all the quilts you wish to hang in the show. **Please note due dates on the forms: Display forms are due in August & donations forms are due in September.**

OLD TOWN TEMECULA OUTDOOR QUILT SHOW October

Display of personal quilts

OPEN TO GUILD MEMBERS ONLY

You will be hanging your quilts at your assigned location on the morning of show BEFORE 10am

PLEASE PRINT AND FILL IN COMPLETELY!

For Mail-In Registration, see address below

Quilter's Name _____

Address _____

Phone (Home) _____ (Cell) _____

Email you check regularly _____

Number of quilts you wish to display in each category: _____ Wall/Baby _____ Lap/Throw

_____ Twin _____ Full/Double _____ Queen _____ King *** _____ TOTAL

Number of Quilt Show labels you would like: _____

Friendship Group if applicable _____

Location preference ** _____ **Please
note we cannot guarantee this location

You can prevent damage to or theft of your quilts by hanging a clean sheet behind any quilt you display and by not leaving your quilts unattended during the show.

Please read and acknowledge the following:

I understand that I alone am responsible for the safety and condition of any quilts I display in the Old Town Temecula Outdoor Quilt Show. I agree to hold harmless the Valley of the Mist Quilters Guild in the event of any damage to or theft of my property. I further understand that both the Guild and show attendees will probably photograph my quilt(s), as the quilt(s) will be hanging in a public place. I hereby grant permission to the Valley of the Mist Quilters Guild to publish any photographs of my work displayed in this show for non-commercial use.

Signed: _____ Date: _____

VALLEY OF THE MIST QUILTERS GUILD THANKS YOU FOR YOUR PARTICIPATION

Mail in registration MUST BE POSTMARKED BY AUGUST 1 and mailed to:

Quilt Registrar
32173 Jubilee Road
Winchester, CA 92596

OLD TOWN TEMECULA OUTDOOR QUILT SHOW

Member Donation for Direct Sale

*Use a separate form for each quilt. We will have a guild booth with quilts for sale at our Vendor location the first Saturday of October . Quilts are due with completed form by the September general meeting.

*****PLEASE PRINT*****

QUILT DONATIONS: The perimeter of your quilt should measure between **100" and 200"**

Your name _____

Address _____

Phone (Home) _____ (Cell) _____

Email that you check regularly _____

Quilt name (must have name) _____

Minimum sales price, if any: \$ _____

Please read and sign the following:

I understand that the minimum price amount means that the quilt will not be sold for less than that amount. I understand that I may elect to receive 50% of the proceeds of the sale of this item or I may elect to donate 100% of the proceeds of its sale to the Guild. I understand that the Guild may choose to donate all or part of the proceeds to a charity or charities selected by the quilt show committee. **I wish to do the following (choose one):**

_____ Receive 50% of the proceeds – **Please note:** For payment of \$600 or more, a 1099 will be issued. A signed W-9 including **social security number** will be required prior to payment for those receiving \$600.00 or more.

_____ Donate 100% of the proceeds to Valley of the Mist Quilters Guild

Signed _____ Date _____

VALLEY OF THE MIST QUILTERS GUILD THANKS YOU FOR YOUR GENEROSITY

For Guild Use Only

Sold for _____

OLD TOWN TEMECULA OUTDOOR QUILT SHOW

LARGE QUILT AUCTION FORM

***Use a separate form for each quilt. **If this is a group quilt, please list names of all who participated

*****PLEASE PRINT AND BE SURE ALL INFORMATION IS COMPLETE & ACCURATE**

QUILTER(S) NAME(S): _____

Phone _____ Email you check regularly _____

Name of Quilt to be auctioned (MUST have a name): _____

Dimensions: (more than 200" perimeter) _____ Pattern: _____

Check all that apply to this quilt: _____ Throw _____ Twin _____ Double/Full _____ Queen _____ King

_____ Hand pieced _____ Machine pieced _____ Hand quilted _____ Hand appliqued

_____ Machine appliqued _____ Machine Quilted (By whom?) _____ Vintage? Date _____

Additional details (25 words or less) _____

Reserve Amount, if any: \$ _____

Please read and sign the following:

I understand that this reserve amount means that if bidding does not reach this amount, the item will be returned to me, unsold. I understand that I may elect to receive 50% of the proceeds of the sale of this item or I may elect to donate 100% of the proceeds of its sale to the Guild. I understand that the Guild may choose to donate all or part of the proceeds to a charity or charities selected by the quilt show committee. **I wish to do the following (choose one):**

_____ Receive 50% of the proceeds – **Please note:** For payment of \$600 or more, a 1099 will be issued. A signed W-9 including **social security number** will be required prior to payment for those receiving \$600.00 or more.

_____ Donate 100% of the proceeds to Valley of the Mist Quilters Guild

Signed: _____ Date: _____

VALLEY OF THE MIST QUILTERS GUILD THANKS YOU FOR YOUR GENEROSITY.

OLD TOWN TEMECULA OUTDOOR QUILT SHOW
SMALL QUILT/TABLE RUNNER/BAG AUCTION FORM

*Use a separate form for each quilt or table runner.

PLEASE PRINT

At our Quilt Show the first Saturday of October, we will have a Small Quilt/Table Runner/Bag Silent Auction with a "Buy Now" feature, such as that found on eBay. Bidding amounts and "Buy Now" prices to be determined by Quilt Show Committee but your recommendation will be considered!

SMALL QUILT DONATIONS: The perimeter of your small quilt should measure no more than **100" total** (25" x 25", or any combination that equals 100 inches or less around the outside edges). **Subjects you might think about:** seasonal, holiday, landscape, ocean, wine/grapes, food, Temecula Valley related (think hot air balloons, vineyards, etc.), animal, baby/child, art quilts, or any of your latest wonderful creations! Think bright fabrics and/or current color schemes. Quilts may be **machine or hand pieced, quilted or appliqued, embellished, framed, traditional or contemporary, hanging sleeve or not.** A label with your name, city and date is a welcome addition.

TABLE RUNNER DONATIONS: We will also accept table runners for the silent auction. Table runners may be **any size that would fit an ordinary dining table.** Some ideas are **holiday variations, or seasonal colors/fabrics (think spring, fall, Christmas)** and these may be machine or hand appliqued and machine or hand quilted. A label may be added to the back of the runner. **Also being accepted: TOTES or BAGS**

Your name _____

Phone (Home) _____ (Cell) _____

Email that you check regularly _____

Quilt/Runner/Bag YOU ARE DONATING :

Name _____

Description _____

Your recommended: opening bid \$ _____

Your recommended buy now price \$ _____

*****YOUR QUILT (or RUNNER or BAG), ALONG WITH THIS COMPLETED FORM IS DUE
BY OR AT THE SEPTEMBER GUILD MEETING**

Please read and sign the following:

I understand that by donating this item to Valley of the Mist Quilters for the Old Town Temecula Outdoor Quilt Show's "Small Quilt Auction," I am donating 100% of the proceeds of that sale to the Guild.

Signed _____ Date _____

VALLEY OF THE MIST QUILTERS GUILD THANKS YOU FOR YOUR GENEROSITY

Philanthropy

PHILANTHROPY NEWS



PILLOWCASE KITS and **BABY KITS** are ready for you! Please stop by and pick up a few outside the entry door at the June Brown Bag guild meeting. We have printed directions for everything if you need them. This is the main way we are able to meet our Philanthropy goals, so thank you to all who contribute.



NEEDS: FLANNELS – BABY OR YOUNG CHILD: We are down to scraps and really need to restock our supply. We are especially in need of some 3 yard cuts with two complementary fabrics. Please remember, no reds in the fabrics, as the nurses need to see if the infant is having any bleeding. (We will accept down to 1/2 yard pieces or larger).



U. S. VETS TWIN BED QUILTS: We are hoping the Friendship Groups will once again consider donating a twin sized bed quilt to the Homeless Veterans Program at March ARB. Dimensions: Minimum 64" x 80" (max length 87"). We are also happy to accept pieced tops in those dimensions and then we will add batting and back and take it through the quilting and binding stage. Thank you in advance for this commitment to our service members who need a hand up, not a hand out. Last year we presented 50 quilts and they were well received.



NEXT PHILANTHROPY WORKDAY: JUNE 24 – 10:00-3:00
Assistance League Community Work Room
28720 Via Montezuma
Temecula, CA 92590
Call: Karen Wurfel for more information

*****We frequently get asked about suggested sizes for other kinds of quilts you might want to donate:**

Baby blanket size: About 36" square (plus or minus)

Crib size: 36" x 48" (approx.)

Wheelchair: 36" x 48" (approx.)

Lap Quilts: 40" x 55" (approx.)

Hospice Bed: Lap size to larger, up to 48" x 63"

Baby changing pads/comfort pads for incubator: 17" x 32" (approx.)

Magic square blanket for incubator & care givers for holding baby: 18" square

Christmas Stockings: Any design you like, about 20-22" length

Pillowcases: Regular standard, or queen




Workshops



Our last workshop for the year is **Saturday, October 14th, with Leora Raikin, titled, "Mixed Media Creativity Through African Folklore Embroidery."** If you like appliqué or cross stitch, I think you'll really like this one.

This workshop will cost \$30 for members and \$40 for non-members. The workshop is scheduled from 10AM-4PM and everyone needs to bring a lunch and required supplies in the handout. We will be in the Glen Oaks Clubhouse again and a big thank you goes to Rita Dominguez for this. Plenty of space is available in this class. If you have any questions call me. **Remember, the price for workshops is going up \$5 next year,** so this is your last chance for a \$30 class.

Thanks, Sandy Benson
951) 294-8030 sandybesanson@gmail.com



Nomination Committee Assistance

I know it seems too early to be thinking about our next year board elections, but our election process must have a **Nominating Committee**, and in order to meet the timeline established, I am seeking 3 + 1 alternate volunteers that can serve on the Nominating Committee. We need to have the committee appointed, approved and announced by July. If you are interested in helping with this process, I would very much appreciate your help. The job is simple and involves soliciting the membership to run for our guild board. **Please let me know by emailing me at pjordan@ucsd.edu or call me at 951-663-5345 if you can help.** We want the best nominations for our Elected Executive Board positions as possible, and we need a diverse committee so we can present qualified and willing nominees from our membership. If you are an active member, you are eligible to serve on this committee, but if you plan to run for either President, 1st Vice President, 2nd Vice President, Secretary, Treasurer or Ways and Means Chair, then you would not be eligible to help on this committee. There are many other positions we will be asking for volunteers in serving our guild (Historian, Door Prizes, Hospitality, etc.) and these do not prevent you from helping with the nomination committee duties. Thanks for your support. It may require one meeting, but we can communicate via phone or email mostly.

In Summary, the job entails:

1. Soliciting members to run for board positions (both elected and appointed officers)
2. Satisfying that all nominations for the elected board positions have met the qualifications and consent to becoming a nominee.

Nomination Committee eligibility includes:

1. Active member of the guild
2. Has not served more than two years on the Nominating Committee.
3. Is not running for one of the Elected board positions (President, 1st V-P, 2nd V-P, Secretary, Treasurer or Ways and Means Chair)

Pat Jordan, Parliamentarian

Cookbook Contest

**Deadline
extended
to
July 11th
meeting**

We're Cookin' Guild Cookbook Contest

~March 14 through July 11, 2017~

WE NEED 200 MORE RECIPES

No door prize at June meeting due to Basket Bonanza
Contest extended to July meeting

Grand Prize
\$100 gift certificate
to the restaurant or quilt shop of your choice!

Here's how you enter to win... 1 ticket for every **hard copy** recipe you bring to me at the meetings. 2 tickets for every recipe you **enter on line**. There will be a drawing at each general meeting from that night's entries. All tickets will be saved for the big drawing...so... the more recipes you enter, the more your chances to win. To enter your recipes on line go to:

www.typensave.com

User name: VOTMQG

Password: onion333



After you input your recipe(s) printout "Proofs" to check Bring proofs to me to get 2 tickets into the drawing

Between now and July 11 meeting

Any questions call me at (951)210-0560 or email me at sebrown236@gmail.com



Graduation



Challenge Quilt

About the house...


2017 Challenge Quilt

The Quilt:

- Your challenge is to create a **house block quilt**. It can be anything from wall hanging to a full size quilt. House blocks or houses must be the main feature so that when viewed it can be clearly defined as a house block quilt.
- It must be a quilt...that is, it must contain a front and back with batting in between and be quilted either by machine or by hand.

House blocks... a minimum of 5 houses in the quilt. No maximum.

- Any style house is acceptable.
- Any size block is acceptable
- Any method is acceptable... appliqué, piecing, embroidery, etc.
- Any fabric choice is acceptable but you must use fabric.
- The addition of other blocks of your choice is acceptable.
- Embellishments are acceptable.
- If you have any questions, please call Shirley Brown (951) 210-0560 or email me at sebrown236@gmail.com



Charming Strip Exchange



Will return in September. Watch for upcoming news & reminders for your strips.

Public Library Quilt Display



We will be displaying small wall quilts at the Grace Mellman Library during the month of **September**. Hangings can be no wider than 30" and should be no more than about 40" in length. All levels of quilting skill are invited to display. **If you have something you would like to share** please contact:
Annette Fecteau 951-699-5665, nettiesniche@yahoo.com.

Monthly Mini

Monthly Mini will return again in September. Sign up to contribute a monthly mini for next year!

Merchandise Table



The Merchandise table was all decked out for spring gardening in May. Fruits, vegetables, and flowers supported our theme. The loot our winners went home with included a produce tote, a canning jar stuffed with an apron, a cookbook, pear fragrance petal soaps, flower yardage, fruit, vegetable, and floral fat quarters, patterns, books, and a Primitive Gatherings gift certificate.

The **lucky winners for the May Merchandise goodies** were as follows: 1. Lupe Backer, 2.&6. "Lucky" Theresa Culver, 3. Alexa Anderson, 4. Sheri Eramo, 5. Cheryl Rose. The table contributed \$166 to the Guild Treasury. **Merchandise will be back in September** with more fun stuff that members have contributed. Keep us in mind when you are finding a place to donate your new or gently used quilting items and sewing notions.

Jan, Miyo & Kay



ELLEN'S PRESIDENT QUILT

Since the June meeting is the Basket Bonanza (aka Brown Bag), we won't have a table set up for distribution of blocks, but **Cheryl Rose & I will be collecting President's Quilt blocks that are completed.** If you need more time, it's okay....just send me an email and let me know. It's shaping up nicely thanks to you all! I can't thank you enough for all the help I'm receiving...it truly is a guild project! Ellen will be so pleased with the finished quilt....remember to keep the design a secret!

I will have the signature cloth laid out somewhere in the room so please look for it and sign it at your leisure....it will be at the next several months of meetings so you will have plenty of time to still sign.

If you have questions, please contact me at 951-663-5345.

Pat Jordan

*May all your ups and
downs in
life be with
needle and
thread.*



New Member Tea



Valley of the Mist Quilters Guild will be hosting a **New Member Tea on Saturday, June 17th, from 2-4 PM**, at the home of Candice Dalton. Email invitations will be sent to all new members from the past year during the first week of June.

This will be a great opportunity to find out more about our guild, get to know everyone better, and enjoy an afternoon tea. You are encouraged to bring a show & tell project (which does not have to be finished) to share. There will be door prizes as well as treats.

Watch for details and your invitation.

Hosted by Candice Dalton, Janice Emmerson and Ellen French



Show & Tell



Thank you all for the many quilts that you bring each month. It is a thrill to see them. An important part of our monthly meetings is our inspirational Show & Tell. For those that are new to our guild - close to the end of our meetings, members are invited to show off our newly finished or older (especially if it's been a long time since we've seen them) quilts. Show & Tell remains number one as the "most interesting and fun" agenda item in comments from members. We all love seeing our members' projects (finished or unfinished) and, you earn a chance to win a prize at the end of the year by receiving a ticket for every quilt you bring. Remember that we are all at different levels of quilting and every quilt will be an inspiration to someone.

Please come to our table and sign the quilt name/description and your name into our register. Then sign a ticket for each quilt and place it in the jar. In November we will have a drawing for the gift boxes we are preparing. We have tables in the back where we would like you to lay out your quilts that you will be showing so all can see them before the meeting and at break. When it's time to Show & Tell, just pick up your quilt (s) and line up close to the stage steps. Please tell everyone your name and anything interesting about your quilt when showing (add the quilter's name). We will help hold your quilt so you can be free to show it off!

For June, please bring summertime, vacation, graduation, Fathers' day quilts.

Remember, we always like to see your recently completed quilts regardless of the theme of the month.


Next month, July, we encourage you to bring patriotic; red, white and blue; beach, seascape, or boating quilts.

We look forward to hosting the monthly Show & Tell! See you June 13th.

Dot Demmin and Pat

Jordan

[951-461-2443](tel:951-461-2443)





**May
Show &
Tell Quilts**



Show & Tell MONTHLY THEMES: Use as an inspiration for the next project! We always want to see completed quilts after workshops too!

June- Summertime, vacation, graduation quilts, or Father's Day.

July- Patriotic, RedWhiteBlue, beach scenes, seascapes or boating.

August- Month off for Philanthropy sew in - NO show and tell this month!

September- Back to School themes, Kid quilts; Fall, autumn quilts

October- Harvest, Pumpkins, Halloween quilts

November- Thanksgiving, appliquéd, or strip/string/crazy quilts

December- informal format of decorating the stage with your favorite holiday quilts (Christmas, Chanukah, Kwanzaa)

Reminder: Snacks & Door Prizes



Normally we would be reminding our **June birthday** members to bring a snack and a door prize to our June meeting, but **since June is our Basket Bonanza, we are postponing your snack contributions till the July meeting, and your door prize is postponed to the September meeting.** Therefore, please hold off on bringing your snack

AND door prize for June, because our board members are supplying the snacks for our Basket Bonanza, and since we are concentrating on our fund raiser, we won't be doing our door prizes either.

I'll remind you in July to bring your snack to the July meeting along with the July birthday members.

For future planning.....all June - July - August birthday members should bring your door prizes to the September meeting along with our September birthday members. Since September is our guild birthday celebration, we will need all our June - September birthday members to bring their door prizes to enhance our birthday party! Also we normally have a dessert contest so the September birthday members will bring their snack in October. I know this is pretty confusing so I'll be reminding you of our summer schedule each month and am providing a **schedule below** to help lay it out better!

Birthday Month	Bring Door Prize	Bring Snack	Monthly Program
January	yes (plus Dec.)	yes (plus Dec)	Speaker
February	yes	yes	Speaker
March	yes	yes	Speaker
April	yes	yes	Speaker
May	yes	yes	Speaker
June	no (bring in Sept.)	no (bring in July) (board members to bring snacks)	Basket Bonanza
July	no (bring in Sept.)	yes (plus June)	Quilters "U"
August	no (bring in Sept.)	yes	Philanthropy Sew
September	yes (plus June-Aug)	no, (bring in October)	Guild Birthday Party
October	yes	yes (plus Sept.)	Speaker
November	yes	yes	Speaker
December	no (bring in Jan.)	no (bring in Jan.)	Holiday Party/Potluck



To all our amazing husbands,
fathers, brothers, sons, fellow
quilters & friends who are dads.

Block of the Month

Block of The Month 2017: Block #6

Block is due at the September meeting.

This month we are continuing our color scheme for the year: black, white, the monthly birthstone color, and a shade (or tint) of that color. This month's color is light purple, so your second color should be shade of purple. Please look at the January newsletter for the color chart. We encourage you to make two blocks, one to enter in the drawing and one to keep. Please sew with an accurate quarter inch.

This block is made by creating four small 6 1/2" blocks (see photo 2) and then sewing those together to get the final block. The small blocks are made up of half-square triangles and squares.

Cut list -- For one 12 1/2" block:

White fabric: four 2 1/2" squares;

Black fabric: eight 2 1/2" squares; four 2 7/8" squares

Light purple: eight 2 1/2" squares; eight 2 7/8" squares

Purple shade: four 2 7/8" squares

Assembling the block:


Draw a diagonal line on the wrong side of all eight of the 2 7/8" light purple squares. Place each of these on one of the black or darker purple 2 7/8" squares, right sides together. Sew 1/4" from either side of the drawn diagonal line, cut patch in two on the diagonal line. Press toward the darker purple fabric. You should have eight 2 1/2" half square triangles of each combination. Lay out the block pieces as shown in photo 2. There should be enough pieces to create four of the small blocks. Sew together in rows.

Next sew together the rows to finish the small blocks. Press and using a 6 1/2" square up ruler, verify the blocks are 6 1/2". Now arrange the small blocks as shown in photo 3. Sew together the left two. Sew together the right two. Finally match the two halves and sew the vertical center seam.

Press and using a 12-1/2" square up ruler, trim to get a 12 1/2" block. Repeat to make a second block!

Isn't that a great looking block.

Adriane Ridder & Shelly McNeely
Block of the Month Coordinators



Correspondence



Fabric Sale

June 10 10 am - 4 pm

June 11 12 pm - 4 pm



Award-winning quilter and architect **Bob Leathers** has traveled the world collecting fabric. When not traveling and designing community projects, Bob found time to design the Visions Art Museum at Liberty Station. This year as Visions Art Museum: Contemporary Quilts + Textiles **celebrates 10 years** in its beautiful space, Bob is donating the majority of his personal fabric collection to the museum as a fundraiser. Mark your calendars for this special sale.

Bob's collection includes:

over 600 yards of Hoffman batiks

300 yards of Judy Robertson hand dyed fabric

50 yards of Japanese fabrics

and over 100 yards of various solids and prints.

Beth Smith

Executive Director

VISIONS ART MUSEUM: Contemporary Quilts + Textiles

2825 Dewey Road, Suite 100

San Diego, CA 92106

619-546-4872



Places To Go.....Quilts To See

- **JUNE 3 & 4, 2017: FLYING GEESE QUILT SHOW:**
"QUILTS FOR ALL SEASONS"
Over 300 Quilts, Wearable Art & Dolls, Vendors, Young Quilters Exhibit, Boutique,
Auction @ 2 PM Saturday, Featured Quilter: Pam Hadfield
Soka University, 1 University Drive, Aliso Viejo, CA
Sat. 10 AM-4PM, Sun. 10 AM-3:30 PM
INFORMATION: www.quiltforallseasons.com
- **JULY 22 & 23, 2017: QUILTERS BY THE SEA QUILT SHOW**
"A CELEBRATION OF QUILTING"
Quilts, Boutique, Challenge Quilts, Raffle Baskets, Quilt Sales
Expo Arts Center in Bixby Knolls
4321 Atlantic Avenue, Long Beach, CA
Sat. July 22: 9 AM to 5 PM, Sun. July 23: 9 AM to 4 PM
Admission \$10, purchased in advance \$8
INFORMATION: www.quiltersbythesea.com
- **AUGUST 4 & 5, 2017: BIG BEAR LAKE QUILTERS GUILD QUILT SHOW**
"CABIN IN THE WOODS"
Quilts, Vendors, Drawings, Opportunity Quilt
The Lodge at Big Bear Lake
40650 Village Drive, Big Bear Lake, CA
Fri. Aug. 4: 10 AM-6:30 PM, Sat. Aug. 5: 10 AM-5 PM
Admission \$5
INFORMATION: www.bigbearlakequiltersguild.com
- **ONGOING THROUGH AUGUST 26, 2017: RANCHO BUENA VISTA ADOBE**
Annual Exhibit by The Free Spirit Art Quilters
"North County Through the Eyes of an Artist"
640 Alta Vista Drive, Vista, CA
Reception to meet the artists on July 13, 12:30 to 3 PM
INFORMATION: For hours & directions: www.ranchobuenavistaadobe.com



Please Support Our Advertisers

OLLIE'S ATTIC



Longarm Quilting -
*custom and
edge-to-edge*

Elaine Giometti

417-230-1756
cegiometti@verizon.net

1469 Camino Sueno
Hemet, CA 92545

Moore's

Sewing Machines • Ceiling Fans • Vacuums
Specialists in Sales & Service
A Fourth Generation Family Business

Mission Viejo • 25390 Marguerite Pkwy. • (949) 580-2520
Orange • 2265 N. Tustin St. • (714) 279-6830
Huntington Beach • 15041 Goldenwest St. • (714) 899-3222
Corona • 591 N. McKinley St. #105 • (951) 736-5457
Victorville • 16210 Bear Valley Road • (760) 240-4477
Temecula • 26490 Ynez Road, Ste. F & G • (951) 297-3796
Outlet Center • 22532 Avenida Empresa, RSM • (949) 829-9459
www.moore-sew.com



Sunday Noon-5pm • M-Th 10 am - 6 pm • Fri 10 am - 3pm • Closed Sat
www.bluebirdquilts.com / 909.514.0333



Bonnie E. Hallett

Affordable—Starting at .01 per inch
Fast Turnaround—Usually under 2 weeks
Computer guided Pro-Stitcher

**Hallett's Quilting
Service**

35109 Highway 79 #212
Warner Springs, CA 92086
760-782-3763
hallettb@att.net

Quilts of Valor

Norma E. Enfield
P.O. Box 366
Murrieta, CA 92564

We are a 501(c)(3) non-profit organization

Creating Comfort, Love & Respect
for our Veterans, one quilt at a time

(951) 698-8791

quiltingtwin@verizon.net
www.QOVFTemecula.org

Tonya's Quilting

LONGARM QUILTING SERVICE

Phone: (951) 283-0569
Email: Tonyasquilting@gmail.com
Web: www.tonyasquilting.com
Facebook: [Facebook.com/TonyasQuilting](https://www.facebook.com/TonyasQuilting)
Call for Drop Off /Pick Up information.



COZY Creative CENTER

756 Jamacha Road, El Cajon, CA

Just 1.5 miles
south of
Interstate 8.
Take 2nd St
exit in
El Cajon.



619-670-0652

CozyQuilt.com

BERNINA
made to create

brother

Handi
Quilter

Koala
studios

GO!
Signature
DEALER

Open 7 days
a week

To Advertise in this
Newsletter

Please Contact:
Cheri McDowell

mcdowell22@verizon.net

Thank You for Supporting Our Advertisers

Fat Quarters Quilt Shop



728 Civic Center Dr.
(formerly Escondido Ave)
Vista, CA 92084
760-758-8308

www.fatquartersquiltshop.com

Monday thru Saturday 10:00 am – 5:30 pm
Closed on Sunday

Over 4000 bolts of the NEWEST fabrics!
Check out our 25% off Daily Sales!

Stop by and be inspired -
Meet your friends at Fat Quarters Quilt Shop!
Quilting the world together one stitch at a time since
1999!

I'd Rather Be Quilt' n

14 Years Long-Arm Machine Quilting
Professional Quality Work @ Affordable Prices
Custom/Pantographs
Pantographs Quilted Edge to Edge
Large Pattern & Thread Selection
Quilter's Dream Battings (100% Cotton, 70/30, poly, wool)
Warm & Natural Batting
Smoke-Free Environment
Ruth A. O'Neill
951-699-4887 Temecula



AMERICAN DREAM *Home Ownership*

Tarbell
REALTORS

THINKING OF BUYING OR SELLING?

Receive A Comprehensive
Market Analysis Without Cost
Or Obligation

Receive Maximum
Internet Exposure
Upon Listing




Adriane Ridder
Realtor
(951) 297-9140

AdrianeR@Tarbell.com
Lic. # 02008957



* If your home is listed,
please disregard this notice.
It is not intended to solicit
other brokers' listings.



Valley of the Mist Quilters Guild

27275 Ynez Rd. #435 Temecula, CA 92592

Newsletter Editor: Cheri McDowell Webmaster: Tina Sandoval

votmq@yahoo.com

<http://www.valleyofthemistquilters.com>

Follow us on Facebook



MISSION STATEMENT

Formed in 1990, Valley of the Mist Quilters Guild is a non-profit charitable, educational and social organization in the Temecula Valley. We promote the knowledge of and appreciation for all aspects of quilting and fiber arts with an active philanthropy program.

Our Meeting Location

**Community
Recreation Center
30875 Rancho
Vista Rd.
Temecula, CA**

Exit the 15 Freeway at
Rancho California Rd.
and go East.
Go to Ynez Rd. and
turn right.
Go to Rancho Vista
Rd. and turn Left
The CRC is
approximately 1.5
miles on the right-
hand side.

**All Sewers
Welcome**



**DON'T
FORGET!**

* General Meeting
Tues., June 13th
@ **6:15 pm**

* Bring \$\$ for
Basket Bonanza
Tickets!

* Invite or bring a
friend or
neighbor.
Guests are
FREE!

* Bring **ADDRESS
LABELS** for your
tickets!

* Submit recipes
for Guild
Cookbook

* Bring Veteran's
Donations

* Bring Pres. Quilt
blocks

* Bring Show &
Tell

* Sign up for
Workshops

* Board Meeting
Monday, June
19th @ Moore's
6:30 pm

* Get newsletter
articles in
EARLY!

