

Baste & Banter



Inside This Issue

March Program	1
President's Message	2
2017 Programs	3
Monthly Room Set Up	4
Veterans Update	5
Quilt Show News & Opportunity Quilt	6
Philanthropy & Retreat	7
Workshops	8
Challenge Quilts	9
Show & Tell	10 & 11
Quilter of Month	12
Basket Bonanza & Charm Strip Exchange	13
Webmaster Note & Monthly Mini	14
Merchandise Table	15
Door Prize/Snacks	16
Block of Month	17
Correspondence	18
Places to Go	19
Advertisers	20 & 21
Reminders	22



Meet Leah Zieber

Leah A. Zieber is a quilt historian and quilt maker from Temecula specializing in **Antique Reproduction Quilts** from the nineteenth century. Her reproduction quilts have been exhibited across the country and published in Stars: A Study of 19th Century Star Quilts. Leah has worked closely with several Southern

California collectors cataloging, managing and independently researching their textile collections. Her own collection of antique quilts and related textile items spans one hundred and thirty years and she shares her knowledge of American quilt history using her collection in lectures and workshops.




Leah is the author of an historical fiction novel titled **Libby Morgan: Reunion**, and is currently writing book two in this American Heritage Quilt series

Seek out your blocks, without a planned destination, to create a medallion quilt using those charm squares tucked away in a drawer.

That is what I plan to do when taking Leah's workshop, **"Chintz Medallion, Swap or Not" on Saturday, March 18th**. If you are short on chintz or decorative panels, it's another way to take advantage of Leah's expertise in creating a quilt formed around a center block, a perfect way for me to highlight the finished appliquéd block made years ago in another class!

Get to know Leah Zieber better at our monthly "dinner before lecture" event at **Palumbo's Ristorante in Temecula, Tuesday, March 14th, at 4:15 PM**. Call or text me at (951)834-3445 for reservations.

Shelley Wilson, 1st VP



**Tuesday,
March 14
6:15 Social Time
6:45-9**



President's Message



Can you believe it's already March? **This month we welcome Leah Zieber** and her extensive knowledge regarding antique and vintage quilts. I'm really looking forward to seeing her antique quilt trunk show! Don't forget to bring your antique and vintage quilts to the meeting. We are adding people to her workshop, so please contact Sandy Besanson if you would like to take the class.

Speaking of guild workshops, I got a bit ahead of myself when I announced some workshop changes at the February meeting. I should not have announced them before the board had a chance to vote on them, and for that I do apologize. Since then, however, the board has met and officially decided that we must do away with our old practice of allowing members to sign up for workshops with a \$5 deposit to hold the space. As it turns out, far too many people are making the deposit and then changing their minds at the last minute. As a result, what was expected to

be a class of a certain size has been anything but. So going forward, **the only way to hold a place in a workshop is to pay the fee in full when you sign up.** There is no waiting list unless the class is full of fully paid students. Do let Sandy know if you have any questions. Just so you know, the guild does NOT make money on workshop fees. In fact, it routinely loses money on workshops. We would, however, like to fill the classes to minimize loss.

There are still a number of guild positions that need that volunteer spirit. Probably the most important of these is that of **Quilt Show Assistant.** This is Gail's last year as Quilt Show Chair, so it's very important we get a "trainee" to work with her this year with an eye to taking it over in 2018. If we don't have a quilt show, not only does this long-standing institution disappear from the valley, but the guild also loses a very significant source of income. The result of that would be far fewer nationally known speakers.

Please note, the quilt show assistant/chair position could easily be handled by a team of two.

Other positions that could easily be handled by two people are the **representative for Southern CA Council of Quilt Guilds (SCCQG), and Publicity.** Please let me know if you (or you and a friend) are interested in any of these positions.

It's just about springtime, so if you've been thinking about cleaning/sorting/reorganizing your sewing room, **please keep the guild in mind for the gently used items you no longer want.** I myself have been sorting and cleaning in my sewing room, and have discovered a great many duplicate rulers and pairs of scissors I certainly don't need. I have also discovered a lot of fabric I don't even recall buying, much less what I might have intended to make with it. The guild has three groups who would be happy to take these items off your hands: **Basket Bonanza, Merchandise, and Philanthropy.** Jeanette Stevens, who is one of the Ways and Means gals, has a table at each meeting right up near the front, where she is eager to accept your donations for Basket Bonanza. The Merchandise ladies do pretty well on their own, but if you give them something and they can't use it, they will no doubt hand it off to Jeanette. Philanthropy can always use good fabric yardage to make into pillowcases and quilts.

Lastly, thank you very much for your generous donations to our formerly homeless U.S. Vets. We (and they) so appreciate you picking up items for them when you're shopping.

Happy Spring!

Ellen French, President



2017 Program Schedule

VALLEY OF THE MIST QUILTERS GUILD

2017

Meeting, Lecture, & Workshop Schedule

Kathy Gaul

www.meetinghousehilldesigns.com

January 10, 2017

Lecture: Dimensional Wool Appliqué

January 11, 2017

Workshop: Glory Bee

Michelle Watts

www.jmichellewatts.com

February 14, 2017

Lecture: It's Simple with Stencils

February 15, 2017

Workshop: Stenciling Quilt Blocks

Leah Zieber

www.zieberquilts.com

March 14, 2017

Lecture: History Repeated Antique Quilt Trunk Show

March 18, 2017

Workshop: Chintz Medallion Swap or Not

Lujean Seagal

www.lujeanquilt.com

April 11, 2017

Lecture: Looking at a Quilt from Both Sides

April 12, 2017

Workshop: Beyond Borders

Dragonfly Dyeworks

www.dragonflydyeworks.com

May 9, 2017

Lecture: A day in the life of a Dyer

May 13, 2017

Workshop: Fabric to Dye For

Basket Bonanza

June 13, 2017

"Brown Bag" Sale, No workshop

Quilter's University

July 11, 2017

Member Mini Workshops only

Philanthropy Sew-In

August 8, 2017

Annual Philanthropy work meeting, No workshop

BirthdayParty/Challenge Quilts

September 12, 2017

Guild Birthday celebration, challenge quilts, No workshop

Leora Raikin

www.aflembroidery.com

October 10, 2017

Lecture: Merging My Creative Worlds – Documenting Life Through Fiber Art

October 14, 2017

Workshop: Mixed Media Creativity Through African Folklore Embroidery

Member Showcase

November 7, 2017

Member Trunk Shows, No Workshop

Holiday Party

December 12, 2017

Holiday potluck & gift exchange, No Workshop

Monthly Programs & Room Set Up

Here is the **Monthly Program Room Set Up Chart**. Please keep a copy & use this chart to plan ahead for our monthly Guild meetings. Most of our regular activities are suspended during the summer months for our Basket Bonanza, Quilter's University & Philanthropy Sew-In, and again in December for the annual Holiday party.

Valley of the Mist Quilters Guild Program and Room Set Ups

	January	February	March	April	May	June	July	August	September	October	November	December
									Anniversary Past Pres Trunk Show			
						Brown Bag	Quilters University	Phil. Sew In	Challenge Quilt	Speaker	Member Showcase	Holiday Party
Program	Speaker	Speaker	Speaker	Speaker	Speaker							
Block of the Month	yes	yes	yes	yes	yes	no	no	no	yes	yes	yes	no
Challenge Quilt	yes	yes	yes	yes	yes	no	no	no	yes	no	no	no
Charm Squares	yes	yes	yes	yes	yes	no	no	no	yes	yes	yes	no
Door Prizes	yes	yes	yes	yes	yes	no	no	no	yes	yes	yes	no
Library	yes	yes	yes	yes	yes	no	no	no	yes	yes	yes	no
Merchandise Table	yes	yes	yes	yes	yes	no	no	no	yes	yes	yes	no
Monthly Mini	yes	yes	yes	yes	yes	no	no	no	yes	yes	yes	no
Opportunity Quilt	yes	yes	yes	yes	yes	yes	no	no	yes	yes	yes	no
Philanthropy	yes	yes	yes	yes	yes	no	no	no	yes	yes	yes	no
Show and Tell	yes	yes	yes	yes	yes	yes	yes	no	yes	yes	yes	no
Refreshments	yes	yes	yes	yes	yes	yes	yes	yes	yes	yes	yes	yes
						Board provides			Dessert contest			Members Potluck



Sunday, March 12
Don't forget to set your
clocks forward 1
hour!

Veterans Update



Thank you SO MUCH for your very generous donations to our formerly homeless U.S. veterans! Thanks to you, we have collected a lot of bar soap and a lot of pairs of socks! **This month's featured donation is full-size men's shampoo.** Hint: Suave makes some manly/neutral scents.

As always, you can receive tickets for any of our listed items, in any month, with our thanks. Rita Dominguez won the "Hot to Trot" travel iron in February! We will draw for an 18" x 18" design board by Lori Holt at the March meeting.

A friendly reminder: for various reasons, we are not giving tickets out for donations of travel size toiletries. We will, however, accept them for donation to the folks at Casa De Paz or the Temecula Food Pantry.

Thank you!
Lynn Korito and Ellen French

MONTHLY U.S. VETS DONATION PLAN

January.....BAR SOAP (Full size, wrapped. 1 bar = 1 ticket)
February.....MEN'S SOCKS (white or black, crew socks are best. 1 pair = 1 ticket)
March.....FULL SIZE SHAMPOO (1 bottle = 1 ticket)
April.....TOOTHBRUSH (individually packaged for sanitary reasons. 1 brush = 1 ticket)
May.....MEN'S DEODORANT (1 deodorant = 2 tickets)
June.....MEN'S DISPOSABLE SAFETY RAZORS (1 razor = 1 ticket)
July.....TBD
August.....WASH CLOTH (1 wash cloth = 1 ticket)
September..MEN'S SHAVE CREAM (1 can = 2 tickets)
October.....TOOTHPASTE (Full size, please. 1 tube = 1 ticket)
November...CHAPSTICK (1 tube = 1 ticket)



***Do you have quilting related
jokes, antidotes, or sayings? How about interesting
or fun quilt/sewing related websites?
Do you have a fun quilt story to tell?
Do you have news that Guild members will enjoy?
Any news for Sunshine & Shadow?
SUBMIT to your newsletter editor!
This is YOUR newsletter!***

Quilt Show News



If you indicated on your membership form that you would like to join the Quilt Show Committee, please join us at our meetings or join us even if you didn't say so on your form! **Our March meeting will be on Friday, March 10, at 1:00 pm, at the Grace Mellman Library in Temecula.** We do need a lot more committee members if we are to get this year's show planned and executed. We don't have to reinvent the wheel every year, but there are various tasks throughout the year that require attention and planning. We need your help!

We also urgently need someone (or even two people) to step up and be the Quilt Show Assistant, with an eye to taking over the show in 2018.

The show this year is Saturday, October 7, from 10 am to 4 pm. We hope all guild members will commit to showing some of their beautiful quilts in Old Town Temecula that day. We had a very large number of quilts made for the live auction last year, and we hope to get around 50-60 quilts to auction again this year. **Remember, you can opt to receive up to 50% of the sale price back,** and that larger quilts bring larger auction prices.

Thank you,
Gail Ledbetter, Quilt Show Chair



Opportunity Quilt

For any of our new members, as well as some long-time members, we expect each member to sell or buy **\$20.00** worth of tickets for our opportunity quilt each year. **I still have packets of tickets for many of our members.** Please see me at the meeting at the back of the room to pick up your tickets. **You have until October 7th,** quilt show day, to get the stubs back to me along with the \$20.00.

There are 24 tickets in each packet along with a picture of the quilt. The tickets sell for \$1. each or 6 tickets for \$5. If you buy them all it adds up to \$20.00. If you sell the tickets individually it could add up to as much as \$24.00. The quilt is also pictured on the website so that your friends who live far away can see what it looks like in case they may wish to purchase tickets.

If anyone knows of any groups that may be inclined to purchase tickets, **you can take the quilt to another meeting or event and sell tickets.** If I am available, I could go to some of the events, but any member can take the quilt and sell tickets on behalf of the guild. **This is one of our larger fund raisers for the guild** so that we can continue to bring the best speakers and teachers to our guild meetings. See you at the meeting.

Gloria Bachmann



Philanthropy

Sewing mends
the soul.
—Anonymous




Time is flying by, just like the Swallows, which will be descending into San Juan Capistrano this month. While they're busy making their nests, we should follow their lead with our quilting. I'm sure nobody has this issue, but my nest is overflowing with material almost as much as my mind is overflowing with ideas. **March seems like a great time to do some spring-cleaning and use some of our stashes to make some great Philanthropy projects.**

We provided guidelines in the February newsletter; however, we have one to add. **Neonatal comfort pads are 17"x32"** (non-red flannel, 1 layer of batting). Please come by our table at the Guild meetings to see samples or ask any questions. We had a fabulous turn out at our last Sew In and we'll have plenty of kits to share. First come, first serve so don't delay. We have some wonderful quilt kits you don't want to miss out on.

We have an **urgent need** for members to have suits/suit jackets dry cleaned for the Veterans program, so come by our table to pick them up. Another way to help is to come by and fill out an **application to volunteer at Allie's thrift shop, which supports the Domestic Violence shelter and SAFE program.** While you are visiting us, please let us know what ideas you have about getting our Junior members more involved.

Join us for our **Philanthropy Sewing day on Saturday, March 25th from 10am-3pm.** Please bring your sewing machine and supplies or just yourself. Join us for a fun and productive day, working on philanthropy projects of your own, making kits, prepping quilts or any of the many other activities. **Don't forget to bring a lunch** and visit with friends. See you there! Thanks for all you do –

Assistance League – Community Room
28720 Via Montezuma, Temecula 92590
(left side of the store entrance)



Karen Wurfel, Ida Colvin, and Theresa Culver, Co-Chairs

2017 Retreat



Ok quilters, one last reminder!! **Our Spring retreat is coming up March 31, April 2, and April 3.**

If you are signed up and paid, you will soon receive information on the particulars, including what time to arrive, what to bring, the schedule, and all the information needed to enjoy a fabulous weekend at Vina De Lestonnac.

Sherry Riddle & Lynn Korito, Retreat coordinators



Workshops



Leah Zieber is our March workshop teacher, living right here in Temecula. She is multi-talented, teaching historical quilting, writing fictional novels set in the 1850's and lecturing all over the United States. Maybe when she is here she'll tell us who Libby Morgan is??

Our workshop, Chintz Medallion (Swap or Not) will be a fun time, trading 6 1/2 inch squares, (or not), learning about secondary designs, and finishing a quilt top to take home. **Cost for this class is \$30 for Guild members and \$40 for non-members**, which now must be paid in full when you sign up. Please join us for this fabulous opportunity on **Saturday, March 18th, from 10AM to 4 PM** at the Glen Oaks Clubhouse on De Portola in Temecula.

Other exciting workshops coming up include **Lujean Seagal's "Beyond Borders"** workshop on **Wed., April 12th**, inspiring us to new heights with creative ways to better frame our quilts or incorporate the quilt design in the border. Please plan to pay when you sign up in March, as any remaining spaces will be open to outsiders. No kit is required, but her "Border Book" will be available to workshop takers for \$20.

Dragonfly Dyeworks' workshop "Fabric to Dye For" will be held on **Saturday, May 13th**. We will learn how to make our own patterned fabric using their coloring techniques with purchase of a \$25 kit which includes everything needed for successful participation except Ziploc bags in which to take home your dyed fabrics, the clothes you don't mind getting dirty, and the fabric to dye for at \$7.50 a yard.

Please plan to sign up for these workshops at your earliest convenience so we can give our membership notice that the classes will be scheduled as planned. Without a minimum of 10 participants 30 days prior to the lecture, there is a risk of the classes being cancelled. If you have any questions, please don't hesitate to call.

Sandy Besanson (951) 294-8030

Save The Date

The New Member Tea will be on Saturday, June 17th at the home of Candace Dalton. Watch for details of this special day in next month's newsletter



Challenge Quilt

About the house...

2017 Challenge Quilt


The Quilt:

- Your challenge is to create a **house block quilt**. It can be anything from wall hanging to a full size quilt. House blocks or houses must be the main feature so that when viewed it can be clearly defined as a house block quilt.
- It must be a quilt...that is, it must contain a front, back with batting in between and be quilted either by machine or by hand.

House blocks... a minimum of 5 houses in the quilt. No maximum.

- Any style house is acceptable.
- Any size block is acceptable
- Any method is acceptable... appliqué, piecing, embroidery, etc.
- Any fabric choice is acceptable but you must use fabric.
- The addition of other blocks of your choice is acceptable.
- Embellishments are acceptable.

If you have any questions, please call
Shirley Brown (951) 210-0560
or email me at sebrown236@gmail.com



A good day to work on your Challenge Quilt!

Show & Tell



©Maria Bell * illustrationsOf.com/1089743

An important part of our monthly meetings is our inspirational Show & Tell. For those that are new to our guild - close to the end of our meetings, members are invited to show off our newly finished or older (especially if it's been a long time since we've seen it) quilts. **The number one "most interesting and fun" agenda item that remains top on the list of the comments received by members is the Show & Tell.** We all love seeing our members' projects (finished or unfinished), and you earn a chance to **win a prize at the end of the year** by receiving a ticket for every quilt you bring. Remember that we are all at different levels of quilting and every quilt will be an inspiration to someone.

Please come to our table and sign the quilt name/description and your name into our register. Then sign a ticket for each quilt and place it in the jar. In November we will have a drawing for the gift boxes we are preparing. We have tables in the back where we would like you to lay out your quilts that you will be showing so all can see them before the meeting and at break. When it's time to Show & Tell, just pick up your quilt (s) and line up close to the stage steps. **Please tell everyone your name and anything interesting about your quilt when showing (add the quilter's name).** We will help hold your quilt so you can be free to show it off!


For **March, please bring your GREEN or Celtic designs; embellished quilts.** Remember, we always like to see your recently completed quilts regardless of the theme of the month. Next month, April, we encourage you to bring pastels & Easter themes, Spring flowers or garden quilts.

Dot Demmin & Pat Jordan



A few
quilts from
February





More
quilts from
February

Show & Tell MONTHLY THEMES: Use as an inspiration for the next project!
We always want to see completed quilts after workshops too!

Jan- Winter, snowmen, or snowflakes.

Feb- Valentine quilts, red/white, heart motifs, LACE

March- GREEN or Celtic designs; Embellished quilts

April- pastels & Easter themes, Spring flowers or garden quilts

May- Cinco de Mayo, Mother's Day or Vintage quilts.

June- Summertime, vacation, graduation quilts, or Father's Day.

July- Patriotic, RedWhiteBlue, beach scenes, seascapes or boating.

August- Month off for Philanthropy sew in - NO show and tell this month!

September- Back to School themes, Kid quilts; Fall, autumn quilts

October- Harvest, Pumpkins, Halloween quilts

November- Thanksgiving, appliquéd, or strip/string/crazy quilts

December- informal format of decorating the stage with your favorite holiday quilts (Christmas, Chanukah, Kwanzaa)



Quilter of the Month



Norma Skinner

Join me in the wonderful adventure of getting to know our members. This month I am privileged to share with you a bit about Norma Skinner.

She was born in Illinois and grew up there. She didn't find her way to California until 2005, when her husband's job brought them here. The first thing she did was to find Valley of the Mist Quilters Guild so she could make friends with other creative sewers (she jokingly said "with people with the same affliction").

As a child, Norma learned how to sew to sew on a treadle machine and the very first things she made were pot holders. Then her grandmother taught Norma how to crochet, and the first creation was a poncho. It was then her collection began. She started with collecting fabric, yarn and doilies. Norma tried all sewing arts. She took Home Ec in high school and there she made a dress, venturing into garment sewing. She took an Adult Ed class and learned to make blouses and shirts. Later, she made clothes for her children and created many home dec things such as curtains and bedspreads.



Norma's quilting began with watching Alex Anderson's show "Simply Quilts." That led her to take classes in the Viking section at JoAnn's Fabrics on making landscape quilts. She caught the quilting bug and began taking classes, visiting quilt shows such as Paducah, and watching many quilting programs on television

The first machine she purchased was a Husqvarna Viking in 1999, which she still owns. She usually sews nowadays on a Janome which she loves and says it will sew through anything. She owns 4 machines and a serger!

In the guild, Norma has done many jobs! Here's a partial list: chair and co-chair of philanthropy 2 years, organizing bus trips to the Long Beach Show, representing the guild at SCCQG, organizing the Christmas party, in charge of the President's Quilt for Linda Sini, organizing the boutique for 2 years, on the quilt show committee, chair and then co-chair of the retreat 2 years, and in general volunteering wherever there is a need. Philanthropy remains close to her heart, and she makes up many kits for members to take home, make and bring back.



Her favorite kind of quilts to make are landscape quilts. In fact, she has 5 large drawers stuffed with landscape fabrics from wood to leaves to water to skies and beyond. She also likes traditional piecing.


Norma began her own business last year, Jazy Dazy (pronounced daisy). She has a large inventory with a huge variety of items she has made. Here is a partial list: upcycled denim garments, table runners, place mats, vintage linens, beach in a jar, stacked glass pieces, bib necklaces, purses, bags, capelets, bowl cozies, and more. Norma says "I like to dabble." That certainly is an understatement. She tries and masters all of these creative areas.



Norma is blessed with 2 children and 4 grandchildren. She lives here in Temecula with her husband. She likes the camaraderie, the outings and the friends here at the guild. We love having such a caring and giving member and friend.

Respectfully submitted by

Marlene Oaks



Basket Bonanza



We are still collecting items for the **"Basket Bonanza" aka Brown Bag Event** held at our **June meeting**. For our new members, this is a fundraising event for our Guild. This is how it works: you purchase tickets, place your name on them (address labels recommended), and place tickets in the bag in front of the basket you want to win. It's that easy!! So, it's time to start sorting through your sewing/craft room for those **gently used and new items to donate** to fill the baskets. Items include most anything related to quilting, sewing, yarn, needlework, quilt/craft books, etc. We would also like to ask that the **Friendship Groups help** us make this event even more successful by **contributing a basket** with their name and list of items contained in the basket for the Silent Auction table.

This is one of the Guild's biggest money making events of the year. As in past years, we are striving to have many beautifully filled baskets along with some incredible items for the Silent Auction Table. If you have access to a business that would like to donate an item(s) or gift certificate, etc., a letter can be provided for their records. It's a fun-filled evening while supporting the guilds many community service projects.

Please bring your donations to our guild meetings. Collection months will be March - May. We will have a table where we will be collecting your items, or, **if you prefer, you may take your donation to Jeanette Stevens home.** (craftyjs@me.com or (760) 802-4101 to schedule a drop off time.) At the drop off table will be a sign-up sheet to help assemble baskets, event set-up/clean-up, and ticket sales. Any help is appreciated.



Thank you ALL, in advance for your generosity and helping to make this a very successful event.

Jeanette Stevens and Elaine Giometti
Ways and Means

Charming Strip Exchange

Hello ladies !

We sure have some beautiful fabric strips from February's Strip exchange. We can't decide how to use the strips, there are so many patterns to choose from! **If you have started a project please bring it to share at our March meeting,** we would love to see what you are doing!

For March we are exchanging back ground strips or what is called "low volume , low contrast." There are **19** people signed up so we're excited to see all the different things you will bring. We are having way too much fun with this Strip club!!

All of our **strips are cut at 2 1/2 in x WOF and we each need to bring 3 sets of 19. Please number your strips** (We will send you your number in an email.)

April will be Kaffe Fassett designed fabrics! Such beautiful fabrics to choose from. Again, we will have samples at the sign up table. Come by and see all the fun we are having.

Happy sewing!

Thanks Janice and Georgianne



Note From Our Webmaster

Guild Emails

If you do not receive the newsletter by email when it is sent out (normally on the 1st of each month), please email me, Tina Sandoval, listed in your membership roster and let me know. If you do not have a roster yet, you can stop by the membership table and they will be able to provide it to you. I am going to see if there is a connection to this issue with a particular email server, like Gmail or Verizon.



Our email lists are simply group lists in a protected professional management website so when a list is utilized, it is not rejected as spam or as a phishing scam due to the long list of recipients. However, if your email server limits the size of documents as most do, the size of the newsletter may block the email from being placed into your email inbox. It may even be placed into your junk or spam folder and sometimes it's rejected all together and never reaches your email folders.

Please remember, that the newsletters are always available through the Guild's website: <http://www.valleyofthemistquilters.com> and you can view them at anytime. You can also put a link to the website on your smart cell phone. It's an app that

will take you directly to the website and you can access the newsletter quickly at any time, any place. I have done this and it's great.

Hopefully, we can resolve all email issues that are occurring.

Happy Quilting!

Tina Sandoval, Website Coordinator

Monthly Mini

Hello All, Maureen Nelson and Tawnya O'Herron here with this month's mini!

Spring is almost here and St Paddy's Day is right around the corner. March 17th is when we all wear green, talk with an Irish accent, and tell everyone to "kiss me I'm Irish"! So naturally **this month, newbie quilter Laurie Gonzalez, created an Irish theme clover quilt.**

The quilt has a white background border with small dancing clovers. This surrounds a large clover shape that is made with a fabric of medium clovers. Outline quilting tops it off and the finished quilt is bound with an Irish green fabric.

So if you're feeling "Lucky", this little clover quilt can be your's . **See you at the meeting and wear your green!**



Merchandise Table



Pretty and pink was the theme of our Valentine's Day table in February. We drew 7 names from our bags of tickets. Take Out boxes #1 and #2 held fabric bundles, wristle rattles and zipper pouches and went home with **Gloria Bachmann** and **Gail Hadnagy**. A plaid bag filled with books, pattern, and quilt kit was won by **Marilyn Matteson**, and an adorable Miyo handmade red basket filled with fabric bundles and scissors went to **Cheri McDowell**. A Primitive Gatherings gift certificate, fabric bundles, mug and magnet went home with **Cindy McAlister** and two yards of fabric, pattern, and soap petals went to **Bobbi Thompson**. **Janice Quakenbush** stuffed the bag with tickets and came out the winner of the pink handmade selvedge bag made by Miyo. All the bags included extra goodies and sewing and quilting notions. **Merchandise contributed \$202 to the Guild's Treasury in February.**



Miyo, Kay, and Jan want to thank all of our Guild members for supporting Merchandise by either purchasing tickets or donating wonderful items. Miyo reports we have some **yummy items coming to the March Merchandise table.**



Happy February Winners

why did she make things?
well, she enjoyed it, of course;
but it also somehow
helped her remember
who she was
and where she came from.



Reminder: Snacks & Door Prizes

We want to thank those with February birthdays and the board members who brought snacks and door prizes to our February meeting. It was a great turn out, and we really appreciate those who didn't have a birthday and still stepped up and brought something to share.

March is here and it's time to remind our March birthday members to bring both a door prize and a snack to share with everyone. **March seems to have sufficient birthdays so I think we'll be okay this month sticking with just the birthday members.** We will send out a reminder email also before the meeting, and hope you don't mind being reminded! If you have a March birthday and you are not coming to the meeting, please let Pat know by email (pjordan@ucsd.edu) or phone (951-663-5345). We will make sure we have sufficient snacks for all to enjoy.

Thanks, in advance, for participating in our tradition of sharing your birthday with us by contributing a snack and a gift for our door prizes.

Birthday Month	Bring Door Prize	Bring Snack	Monthly Program
January	yes (plus Dec.)	yes (plus Dec)	Speaker
February	yes	yes	Speaker
March	yes	yes	Speaker
April	yes	yes	Speaker
May	yes	yes	Speaker
June	no (defer to Sept.)	no (defer to July)	Basket Bonanza
July	no (defer to Sept.)	yes (plus June)	Quilters "U"
August	no (defer to Sept.)	yes	Philanthropy Sew
September	yes (plus June-Aug)	yes (TBD ? dessert contest)	Guild Birthday Party
October	yes	yes	Speaker
November	yes	yes	Speaker
December	no (defer to Jan.)	no (defer to Jan.)	Holiday Party/Potluck

Door Prizes: We wanted to let everyone know how the Door Prizes work at our guild meetings. First, **the door prizes are provided by our monthly birthday members.** Thank you Birthday quilters for providing a door prize for your birth month! After you arrive at the meeting and sign in, please come directly to our table, which is across from the membership sign in table. We usually draw winning names earlier than when we announce them, and you won't want to miss out on a chance to win. You will receive 1 ticket for being at the meeting and another ticket if you wear your name badge. Write your name on the ticket (s) and place in the container.

We usually announce the winners at the end of the meeting, and if your name is called, but you are not present, then we will draw another name for the door prize. **You must be present to win and you need to put your ticket in the container before we draw the names....**remember we draw at the end of the break so we can have them ready when called upon. Don't hesitate too long or you will miss out on winning a great prize.

Pat Jordan & Dot Demmin
Door Prize/Snack Coordinators



Block of the Month

Block of The Month 2017: Block #3

Block is due at the April meeting.

This month we are continuing our color scheme for the year: black, white, the monthly birthstone color, and a shade (or tint) of that color. This month's color is light blue. We are actually using two additional shades of blue for this block. Please look at the January newsletter for the color chart.

This block is a weave pattern. We encourage you to make two blocks, one to enter in the drawing and one to keep. Please sew with a accurate quarter inch.

Cut list for one block:

From light blue: - One 6 1/2" square
- One 2 1/2" square
- Two 6 1/2" x 2 1/2" pieces

From blue 2 (example is medium blue):

- Two 2 1/2" squares
- One 2 1/2" x 6 1/2" piece

From blue 3 (example is dark blue):

- One 2 1/2" x 4 1/2" piece
- One 2 1/2" x 6 1/2" piece

From black:

- Two 2 1/2" squares
- One 2 1/2" x 6 1/2" piece

From white:

- One 2 1/2" squares
- One 2 1/2" x 8 1/2" piece

Assembling the block:



- Lay out pieces to match photo 2. Sew together in rows. In general, press toward the darker color. This doesn't work for every seam, so before proceeding, check that they aren't pressed the same direction as the adjacent row.

- Sew rows together.

- Press and using a 12 1/2" square up ruler, trim to get a 12 1/2" block. Repeat to make a second block!

This is a great block; hope you like it too.

Adriane Ridder& Shelly McNeely
Block of the Month Coordinators



Correspondence

A nice note was received from the group leader of the Heritage Tour Group we hosted in January. The tour stops here on their way to Road To California. This has become a popular annual event & everyone seems to enjoy it greatly.



Dear Members,

Thank you so much for hosting a wonderful reception for the Country Heritage Tours/Road To California participants. Your quilts were gorgeous. It was so nice to connect with members of the guild, all of whom shared their passion for quilting, answered questions, and made us all feel welcomed. I look forward to someday coming to your Quilt Show. LOVE your opportunity quilt..lots of luck on your ticket sales.

*Thanks again,
Jude Hryce*

RESPOND TO LINNETTE CLARK linnetteclark@gmail.com

ESTATE SALE OF JENNEYE PATE'S WONDERFUL CRAFT LEGACY

Saturday, March 11, 2017 10am to 4 pm

3130 Erie Street
San Diego, CA 92117

**EVERYTHING YOU COULD WANT TO QUILT, SEW,
EMBROIDER, MAKE JEWELRY, CARDS OR CLOTHING!**

A sample of items for sale include:

Yards and yards of material both Cotton and Non Cotton, Batting, UFO's, Quilt Squares,
Quilts - beautiful finished quilts, Cutting Mats, Rulers - over 50 different shapes and sizes,
Sewing Machines - Berninas, Singers, Pfaff, etc, Serger, Sewing tables, Cabinets, Sewing Desks,
Patterns: Quilting, sewing, purses, jackets, embroidery, etc
Notions - including rotary cutters, scissors, needles. lots of buttons
Spools and Spools of thread including embroidery thread
Books - Quilting, sewing, Embroidery

Card making items: including paper, stamps, completed cards, adornments
Jewelry making items: including lots of beads, Knitting and Crocheting items
AND MUCH, MUCH MORE!!!! DON'T MISS THIS!



Places To Go.....Quilts To See

- **THROUGH APRIL 2, 2017: VISIONS ART MUSEUM**
TOPSY TURVY: A whimsical & provocative storytelling exhibit featuring three-dimensional, multi-media quilted works by Artist Susan Else
2825 Dewey Road, San Diego, CA
Tues-Sat 10-4, Sun Noon-4
INFORMATION: 619-546-4872
- **APRIL 21 & 22, 2017: ORANGE COUNTY QUILT GUILD SHOW**
"AS AMERICAN AS..."
Quilts, Vendor Mall, Opportunity Baskets, Demonstrations
Featured Quilter: Juanita Swarts
Zion Lutheran Church, 222 N. East Street, Anaheim, CA
Fri. & Sat. 10 AM-4 PM, Admission \$10 Parking Free
INFORMATION: www.orangecountyquiltersguild.com
- **MAY 19 & 20, 2017: ANNUAL CHULA VISTA QUILT SHOW**
Over 150 quilts & wearables. Hoffman Challenge traveling exhibit.
Boutique and Vendor Mall
Community Congregational Church, 276 "F" Street, Chula Vista, CA
Fri. & Sat. 10 AM-4PM Admission \$5
INFORMATION: Kathy Cadwell, kathryn.cadwell@sbcglobal.net



OLLIE'S ATTIC



Longarm Quilting -
*custom and
edge-to-edge*

Elaine Giometti

417-230-1756
cegiometti@verizon.net

1469 Camino Sueno
Hemet, CA 92545

COZY Creative CENTER

756 Jamacha Road, El Cajon, CA

Just 1.5 miles
south of I8.
Take the
Second St exit
in El Cajon.



619-670-0652

CozyCreative.com

BERNINA
made to create

**Handi
Quilter**
Designed by a Quilter, for Quilters.

**Koala
studios**
First Sewing Machine Choice Built in America

**Open 7 days
a week**



Sunday Noon-5pm • M-Th 10 am - 6 pm • Fri 10 am - 3pm • Closed Sat
www.bluebirdquilts.com / 909.514.0333



Bonnie E. Hallett

Affordable—Starting at .01 per inch
Fast Turnaround—Usually under 2 weeks
Computer guided Pro-Stitcher

**Hallett's Quilting
Service**

35109 Highway 79 #212
Warner Springs, CA 92086
760-782-3763
hallettb@att.net

Quilts of Valor

Norma E. Enfield

P.O. Box 366

Murrieta, CA 92564

We are a 501(c)(3) non-profit organization

Creating Comfort, Love & Respect
for our Veterans, one quilt at a time

(951) 698-8791

quiltingtwin@verizon.net

www.QOVFTemecula.org

Tonya's Quilting

LONGARM QUILTING SERVICE



Phone: (951) 283-0569
Email: Tonyasquilting@gmail.com
Web: www.tonyasquilting.com
Facebook: [Facebook.com/TonyasQuilting](https://www.facebook.com/TonyasQuilting)
Call for Drop Off /Pick Up information.



Thank You for Supporting Our Advertisers

Fat Quarters Quilt Shop



728 Civic Center Dr.
(formerly Escondido Ave)
Vista, CA 92084
760-758-8308

www.fatquartersquiltshop.com

Monday thru Saturday 10:00 am – 5:30 pm
Closed on Sunday

Over 4000 bolts of the NEWEST fabrics!
Check out our 25% off Daily Sales!

Stop by and be inspired -
Meet your friends at Fat Quarters Quilt Shop!
Quilting the world together one stitch at a time since
1999!

I'd Rather Be Quilt' n

14 Years Long-Arm Machine Quilting
Professional Quality Work @ Affordable Prices
Custom/Pantographs
Pantographs Quilted Edge to Edge
Large Pattern & Thread Selection
Quilter's Dream Battings (100% Cotton, 70/30, poly, wool)
Warm & Natural Batting
Smoke-Free Environment
Ruth A. O'Neill
951-699-4887 Temecula



AMERICAN DREAM *Home Ownership*

**Tarbell,
REALTORS**

THINKING OF BUYING OR SELLING?

Receive A Comprehensive
Market Analysis Without Cost
Or Obligation

Receive Maximum
Internet Exposure
Upon Listing



Adriane Ridder
Realtor
(951) 297-9140

AdrianeR@Tarbell.com
Lic. # 02008957



* If your home is listed,
please disregard this notice.
It is not intended to solicit
other brokers' listings.

To advertise in this Newsletter
Please Contact: Cheri McDowell
mcdowell22@verizon.net



Valley of the Mist Quilters Guild

27275 Ynez Rd. #435 Temecula, CA 92592

Newsletter Editor: Cheri McDowell Webmaster: Tina Sandoval

votmq@yahoo.com

<http://www.valleyofthemistquilters.com>

Follow us on Facebook



MISSION STATEMENT

Formed in 1990, Valley of the Mist Quilters Guild is a non-profit charitable, educational and social organization in the Temecula Valley. We promote the knowledge of and appreciation for all aspects of quilting and fiber arts with an active philanthropy program.

Our Meeting Location

**Community
Recreation Center
30875 Rancho
Vista Rd.
Temecula, CA**

Exit the 15 Freeway at
Rancho California Rd.
and go East.
Go to Ynez Rd. and
turn right.
Go to Rancho Vista
Rd. and turn Left
The CRC is
approximately 1.5
miles on the right-
hand side.

**All Sewers
Welcome**



☐ General Meeting
Tues., March 14th
@ 6:15 pm

☐ Bring Block of
Month & Strip
Club Strips

☐ Board Meeting
Monday, March
20th @ Moore's
6:30 pm

☐ Bring Show &
Tell

☐ Bring Veteran's
Donations

☐ Get newsletter
articles in
EARLY!

☐ Sign up for 2017
Board Positions

☐ Bring \$ for
Merchandise &
Monthly Mini

☐ March
Birthdays: Bring
door prize &
snack to share

☐ Sign up for
Workshops

☐ Bring Donations
for Basket
Bonanza

