

# Baste & Banter



## Dragonfly Dyeworks

### Inside This Issue

May Program	1
President's Message	2
Room Set Up & Veterans Update	3
Basket Bonanza	4
Quilt Show News	5
Workshops & Cookbook Contest	6
Challenge Quilts & Opportunity Quilt	7
Charm Strips & Retreat News	8
Public Library	9
President's Quilt & New Member Tea	10
Show & Tell	11&12
Quilter of Month	13
Monthly Mini, & Friendship Groups	14
Merchandise & Library News	15
Door Prize/Snacks	16
Block of Month	17
Correspondence	18
Places to Go	19
Advertisers	20&21
Reminders	22



Roger "Chase" Wong and Nick Coman cofounded Dragonfly Dyeworks in 2012. Chase, finding his study of computer science too dry for his taste, turned to the study of architecture combining his love of both science and design. With his degree in architecture he was transferred to a prestigious architectural firm in Los Angeles where he pursued his career until the downturn in the construction industry.

Nick, on the other hand, decided on fashion design school early on. He received his degree from Fashion Institute of Design & Merchandising (FIDM) while working for costume design shops, event companies, and garment manufacturers while perfecting his talent as a custom clothier and fabric artist. Once introduced to art quilts, he immersed himself in designing unique fabrics to be used in making his creations. Also a published author, Nick continues to make clothing for private clientele while teaching clothing, quilting and design techniques.

It was early in 2012 that Nick and Chase became friends and realized their mutual love of art and surface decoration could metamorphose into a new career by using "color and texture to enhance the beauty of fabric and to create unique art." Now they travel the country presenting their fabrics and clothing designs, participating in quilt shows and arts and craft festivals, and teaching new skills to fellow art enthusiasts eager to learn their fabric dying technique.

To meet Nick & Chase, please join us for dinner at **Palumbo's Ristorante** prior to their lecture on **Tuesday, May 9th @ 4:15 pm. Call or text me @ 951-834-3345 for reservations.** Shelley Wilson



**Tuesday, May 9th**  
**6:15 Social Time**  
**6:45-9 Meeting**



# President's Message



After Lujean Seagal's great presentation on borders, I am expecting to see some interesting border treatments in the coming months of Show and Tell! I am told that Lujean's workshop was outstanding as well. **Dragonfly Dyeworks visits us in May**, and that promises to be a really good presentation as well. All I know about the workshop is that we need a ton of ice for it!

**PLEASE DON'T FORGET THAT THE MAY MEETING IS THE LAST ONE TO DONATE YOUR GENTLY USED QUILTY GOODS FOR THE BASKET BONANZA!!**

If you've never before experienced our Basket Bonanza, here's a quick rundown. It's sort of like a gigantic quilter's garage sale except you don't buy stuff outright. You buy tickets, and after browsing the goods, you place your tickets in a bag in front of the baskets of goods that have caught your eye. I won a sewing machine one year! It's a blast!

I had a really great time at the **guild's retreat** at Vina de Lestonnac March 31-April 2, and I think everyone else who attended did also. Sherry Riddle and Lynn Korito did a marvelous job of organizing it, and have signed up to do so again in 2018. It does concern me that many of our members might not be able to attend our retreat because they sort of get shut out because it immediately fills up by returning members. When I asked this question at the April meeting, about a dozen women raised their hands, so I asked them to please go sign up for the wait list so at the very least, we would know how many members were being shut out. However, only one person added her name to the wait list. So I am still wondering how many disappointed members we have. **If you would like to attend the guild's annual retreat and have not been able to because it fills up so fast, please see Sherry and Lynn and add your name to the wait list.** If there are enough interested members, it may be that we can accommodate more than the 25 we have had in the past. However, unless we can more accurately gauge interest, nothing really can change. Sign up! I really enjoy going to a quilt retreat because I get so much sewing done and I don't have to cook. The food at Vina de Lestonnac is really, really wonderful. It used to be merely adequate. Now it's incredibly good!

We're inching closer to October and the **Quilt Show**, so I'm expecting to see a lot of your Show and Tell quilts hanging in the show. I hope you're making quilts for the auctions too! With the advent of our auctioneer's live streaming this year, we're expecting a boom in sales! **We thank you for your participation, on every level.**

Quilt on,  
Ellen French, President



# Monthly Programs & Room Set Up

Valley of the Mist Quilters Guild  
Program and Room Set Ups

	January	February	March	April	May	June	July	August	September	October	November	December
									Anniversary Past Pres Trunk Show			
						Brown Bag	Quilters University	Phil. Sew In	Challenge Quilt	Speaker	Member Showcase	Holiday Party
Program	Speaker	Speaker	Speaker	Speaker	Speaker							
Block of the Month	yes	yes	yes	yes	yes	no	no	no	yes	yes	yes	no
Challenge Quilt	yes	yes	yes	yes	yes	no	no	no	yes	no	no	no
Charm Squares	yes	yes	yes	yes	yes	no	no	no	yes	yes	yes	no
Door Prizes	yes	yes	yes	yes	yes	no	no	no	yes	yes	yes	no
Library	yes	yes	yes	yes	yes	no	no	no	yes	yes	yes	no
Merchandise Table	yes	yes	yes	yes	yes	no	no	no	yes	yes	yes	no
Monthly Mini	yes	yes	yes	yes	yes	no	no	no	yes	yes	yes	no
Opportunity Quilt	yes	yes	yes	yes	yes	yes	no	no	yes	yes	yes	no
Philanthropy	yes	yes	yes	yes	yes	no	no	no	yes	yes	yes	no
Show and Tell	yes	yes	yes	yes	yes	yes	yes	no	yes	yes	yes	no
Refreshments	yes	yes	yes	yes	yes	yes	yes	yes	yes	yes	yes	yes
						Board provides			Dessert contest			Members Potluck



## Veterans Update

### MONTHLY U.S. VETS DONATION PLAN

January.....BAR SOAP (Full size, wrapped. 1 bar = 1 ticket)  
 February.....MEN'S SOCKS (white or black, crew socks are best. 1 pair = 1 ticket)  
 March.....FULL SIZE SHAMPOO (1 bottle = 1 ticket)  
 April.....TOOTHBRUSH (individually packaged. 1 brush = 1 ticket)  
 May.....MEN'S DEODORANT (1 deodorant = 2 tickets)  
 June.....MEN'S DISPOSABLE SAFETY RAZORS (1 razor = 1 ticket)  
 July.....DECKS OF PLAYING CARDS  
 August.....WASH CLOTH (1 wash cloth = 1 ticket)  
 September.....MEN'S SHAVE CREAM (1 can = 2 tickets)  
 October.....TOOTHPASTE (Full size, please. 1 tube = 1 ticket)  
 November.....CHAPSTICK (1 tube = 1 ticket)

**Please bring your donations to each Guild meeting.....tickets will be given for some special prizes, and you will be helping to support our Veterans at March Air Base.**





# Basket Bonanza



**June 14th** is sneaking up on us!! We are still collecting items for the "Basket Bonanza", aka Brown Bag Event, held in June.

So, time is running out to sort through your sewing/craft room for those gently used and new items to donate to fill the baskets. Items include most anything related to quilting, sewing, yarn, needlework, quilt/craft books, etc. **We would also like to ask that the Friendship Groups help us make this event even more successful by contributing a basket for the Silent Auction table. If your group is creating a basket, please e-mail Elaine ([cegiometti@verizon.net](mailto:cegiometti@verizon.net)), with your Friendship Group name, brief description of contents, and estimated value, for the Silent**




## Auction Bid Sheet.

This is one of the Guild's biggest money making events of the year. As in past years, we are striving to have many beautifully filled baskets along with some incredible items for the Silent Auction Table. **Be sure to bring address labels**, otherwise you are writing name on hundreds of tickets. **The tickets are \$1.00 each - 7 for \$5.00 - 16 for \$10.00 or 35 tickets for \$20.00.** You can see why address labels are good to bring along. It's a fun-filled evening while supporting the guild's many community service projects. **Invite your friends and neighbors to join in on the fun too! Guests are free!** Make sure to mark **June 14th** on your calendar!!!!

Please bring your donations to the May guild meeting. Remember, **May is the last meeting where we will be accepting donations.** We will have a table where we will be collecting your items. If you would like to bring your donation to Jeanette Stevens home that will also work. ([craftyjs@me.com](mailto:craftyjs@me.com) or (760) 802-4101 to schedule a drop off time.) At the drop off table there will be a sign-up sheet for help with assembling baskets, event set-up/clean-up, transporting of baskets to guild meeting, and ticket sales. **Any help is appreciated.**

Thank you ALL, in advance for your generosity and helping to make this a very successful event.

Jeanette Stevens and Elaine Giometti Ways & Means



## WANTED:

**More items for our Baskets!!** Please go through your stash now...don't forget to check in closets, under beds, or that special hiding place you have! We are in need of all craft items too...yarn, needlework, patterns, books, magazines, tools, rulers, threads, but especially **FABRIC**.....your old & forgotten items can be a new quilter's treasures! Maybe you have moved on from a certain style of quilting, but a new quilter might love to try it now. Our guild members are traditionally generous, and this is one of our main fundraisers for the guild.....please bring your items in May!



# Quilt Show News



**The quilt show is Saturday, October 7, from 10 am to 4 pm.** We know we keep telling you that, but we're hoping you read it so many times that each of you could tell complete strangers all the details!

Several things are new for this year's show. First, our auctioneer, Richard Johnson, will be setting up **live streaming** at our live quilt auction! This is a pretty big deal, as it means that people not seated in the courtyard at the auction **can still bid!** This opens up our auction, obviously, to a potentially huge audience. **YOU can help increase that audience** by putting the information on your Facebook pages and letting all your friends and relatives know they can view the auction online. This means they can place bids no matter where they are or where they live. If the winning bid is online, we will mail the quilt to them, no problem. While we don't fully understand all the ins and outs of the live streaming yet, our auctioneer sure does, and he will guide us through it. This new development is pretty exciting and has the potential to elevate our show and auction to a whole new level! We do need everyone's help, though, to maximize this. We will have a lot more info and details about this as we get closer to the event, so **stay tuned!**

**ALSO NEW: New quilt category!** We have decided to put baby and lap quilts into their own category and sell them outright from a vendor booth. **OUR** vendor booth! You set the price, and you can get up to 50% back as the maker. The live auction will sell our bed size quilts, twin through king. Wall quilts and minis will be sold at our silent auction, along with table runners and totes. Aprons weren't big sellers last year, so we have eliminated them this year.

**It is important that all of us plan to display our quilts in the show.** Please do not think we don't need yours, because we do! They will all hang from storefronts, balconies and railings around Old Town Temecula to create a beautiful visual treat for visitors! We also need your auction quilts, so let's get to work!

**Our next committee meeting is Thursday, May 18 at 12:30, at the Grace Mellman Library. The library is located on County Center Drive in Temecula. Everyone is welcome to attend! Bring your ideas and suggestions.**

---Gail Ledbetter, Quilt Show Chair


*If you know how to reach Pechanga regarding advertising of the quilt show...  
contact Gail at 951-312-4927*



**Do you have  
photos or videos of  
last year's Old Town  
Temecula Quilt  
Show?  
Please contact  
Gail Ledbetter or  
Karen Wurful**



# Workshops



Nick Coman & Chase Wong from Dragonfly Dyeworks are teaching our workshop **Fabric to Dye For, Saturday, May 13<sup>th</sup>** at the Glen Oaks Clubhouse. If you would like to learn how to dye fabric, there is still plenty of room in this class. Remember to wear your grubbiest clothes, we will be having lots of fun in this one.

All workshop prices remain at **\$30 for members and \$40 for non-members**. Workshops are scheduled from 10:00AM to 4:00PM and everyone needs to bring a lunch and required supplies listed in the handout. **There is also a kit fee for this workshop of \$25.**

In **October** we have **Leora Raikin** coming with her workshop titled, "Mixed Media Creativity Through African Folklore, Embroidery".

Thanks, Sandy Besanson (951) 294-8030 [sandybesanson@gmail.com](mailto:sandybesanson@gmail.com)

## Cookbook Contest



We're Cookin'  
**Guild Cookbook Contest**  
~March 14 through June 30, 2017~

You can win

**Monthly prizes**

April, May and June meetings.

**Grand Prize**

**\$100 gift certificate**

to the restaurant or quilt shop of your choice!



Here's how you enter to win...**1 ticket for every hard copy recipe you bring to me at the meetings. 2 tickets for every recipe you enter on line.** There will be a drawing at each general meeting from that night's entries. All tickets will be saved for the big drawing...so... the more recipes you enter, the more your chances to win.

To enter your recipes on line go to: [www.typensave.com](http://www.typensave.com)

User name: VOTMQG

Password: onion333

**After you input your recipe(s), printout "Proofs" to check. Bring proofs to me, between now and June 30<sup>th</sup>, to get 2 tickets into the drawing**

**Any questions call me at (951)210-0560 or email me at [sebrown236@gmail.com](mailto:sebrown236@gmail.com)**



# Challenge Quilt

## About the house...

### 2017 Challenge Quilt

#### The Quilt:

- Your challenge is to create a **house block quilt**. It can be anything from wall hanging to a full size quilt. House blocks or houses must be the main feature so that when viewed it can be clearly defined as a house block quilt.
- It must be a quilt...that is, it must contain a front and back with batting in between and be quilted either by machine or by hand.

**House blocks**... a minimum of 5 houses in the quilt. No maximum.

- Any style house is acceptable.
- Any size block is acceptable
- Any method is acceptable... appliqué, piecing, embroidery, etc.
- Any fabric choice is acceptable but you must use fabric.
- The addition of other blocks of your choice is acceptable.
- Embellishments are acceptable.
- If you have any questions, please call Shirley Brown (951) 210-0560 or email me at [sebrown236@gmail.com](mailto:sebrown236@gmail.com)



## Opportunity Quilt

I still have packets of opportunity quilt tickets, especially for the newer members. Please stop by to see me at the meeting to pick up your tickets. We redesigned our guild logo for our 25th anniversary. I have **pins and tote bags with our new logo for sale**. The pins go for \$5.00 and the tote bags for \$12.00. If you don't have them already, come and get one or both.

Gloria Bachmann

# Charming Strip Exchange



Hello my quilty friends !

Everyone is seeing dots! lol 😊. We have the best turnout this month for polka dots as 22 people signed up! I'm so happy everyone is enjoying the strip club ❤️. As you all know **we don't exchange strips again until September** as the Guild has other great things in place for the summer months. I will however, have a signup sheet for the last three months of the year. Remember that I'm only taking the **first 25 people to sign up**, so be sure to get your names on the list before its filled!

**September strips will be Pink ribbon fabric for breast cancer awareness** and October and November strips are still undecided. I will be taking suggestions so be sure to stop by the table to add your ideas to the list!

I will email everyone their number to attach to the strips, it helps me keep everything organized on guild night !

Happy sewing and I'll see you all with your polka dots !!!

Janice Quackenbush ❤️

[Janice.kay@me.com](mailto:Janice.kay@me.com)

909-772-5098



## Retreat News


The Spring retreat at Vina de Lestonnac was 3 days of non stop sewing, laughing, eating & creative energy galore! (and no cooking) Twenty five Guild members had a wonderful time and many projects were either finished or lots of progress made. If you are interested in next year's retreat..please sign up on the wait list so that we can try to get an additional date during the year or additional room for a larger group.

Sherry Riddle & Lynn Korito are coordinators again for next year and will be happy to add you to the wait list. Please contact them or see them at Guild meetings.





# Public Library Quilt Display



We will be displaying small wall quilts at the Grace Mellman Library during the month of **September**. Hangings can be no wider than 30" and should be no more than about 40" in length. All levels of quilting skill are invited to display. **If you have something you would like to share** please contact: Karen Wurfel at 661-733-4037, [kjwurfel@gmail.com](mailto:kjwurfel@gmail.com) or



*Do you have quilting related jokes, antidotes, or sayings? How about interesting or fun quilt/sewing related websites?  
Do you have a fun quilt story to tell?  
Do you have news that Guild members will enjoy?  
Any news for Sunshine & Shadow?  
Please SUBMIT to your newsletter editor!  
This is YOUR newsletter!*



## ELLEN'S PRESIDENT QUILT

At our May meeting, Cheryl Rose will be helping me by handing out more packets for assembling the President Quilt. **Please stop by the table in the back and take some items home to sew.** If you have finished assignments taken home from last month's meeting, please bring them back, but if not, all blocks should be returned by the **June** meeting. If you need more time, I need to know so just send me an email please. I'm so excited about the quilt design that I can't wait to get started on putting it together.

I also I need all guild members who are helping with this quilt to stop by the table and **sign our signature fabric piece.** I have the special pens needed to do this. Please **do not sign your individual blocks!**

If you have questions, please contact me. Pat Jordan at 951-663-5345.

## New Member Tea



Valley of the Mist Quilters Guild will be hosting a **New Member Tea** in June. Please mark your calendars for **Saturday, June 17th, from 2-4 PM**, at the home of Candice Dalton. Invitations to new members will be sent during the first week of June.

This will be a great opportunity to find out more about our guild, get to know everyone better, and enjoy an afternoon tea. You are encouraged to bring a show & tell project (which does not have to be finished) to share. There will be door prizes as well as treats.

**Watch for details and your invitation.**

Hosted by Candice Dalton, Janice Emmerson and Ellen French





# Show & Tell



**Thank you all for the many quilts that you showed last month.** It was a thrill to see them. An important part of our monthly meetings is our inspirational Show & Tell. For those that are new to our guild - close to the end of our meetings, members are invited to show off our newly finished or older (especially if it's been a long time since we've seen it) quilts. The

number one "most interesting and fun" agenda item that remains top on the list of the comments received by members is the Show & Tell. We all love seeing our members' projects (finished or unfinished). Plus, you earn a chance to win a prize at the end of the year by receiving a ticket for every quilt you bring. Remember that we are all at different levels of quilting and every quilt will be an inspiration to someone.


Please come to our table and sign the quilt name/description and your name into our register. Then sign a ticket for each quilt and place it in the jar. In November we will have a drawing for the gift boxes we are preparing. We have tables in the back where we would like you to lay out your quilts that you will be showing so all can see them before the meeting and at break. When it's time to Show & Tell, just pick up your quilt (s) and line up close to the stage steps. Please tell everyone your name and anything interesting about your quilt when showing (add the quilter's name). We will help hold your quilt so you can be free to show it off!

**For May, please bring Cinco de Mayo, or Mother's Day quilts. Remember, we always like to see your recently completed quilts regardless of the theme of the month.** Next month, June, we encourage you to bring summertime, vacation, graduation or Father's Day quilts.

We look forward to hosting the monthly Show & Tell! See you May 9th.

Dot Demmin and Pat Jordan

951-461-2443









*A few  
quilts from  
April*







**More quilts  
from April**



**Show & Tell MONTHLY THEMES:** Use as an inspiration for the next project! We always want to see completed quilts after workshops too!

**May-** Cinco de Mayo, Mother's Day or Vintage quilts.

**June-** Summertime, vacation, graduation quilts, or Father's Day.

**July-** Patriotic, RedWhiteBlue, beach scenes, seascapes or boating.

**August-** Month off for Philanthropy sew in - NO show and tell this month!

**September-** Back to School themes , Kid quilts; Fall, autumn quilts

**October-** Harvest, Pumpkins, Halloween quilts

**November-** Thanksgiving, appliquéd, or strip/string/crazy quilts

**December-** informal format of decorating the stage with your favorite holiday quilts (Christmas, Chanukah, Kwanzaa)



# Quilter of the Month

## Lynn Korito



I'm excited to share with you about our wonderful Lynn Korito.

Lynn was born and raised in Reseda, and lived in there until she married in 1990 and moved to Menifee. Lynn says she was not born into a sewing family. She did take Home Ec, but she only made a gym bag and a muumuu and it was not a positive experience. She decided that sewing was simply not her thing.

In 2007 she became interested in service dogs and became a puppy raiser. Serendipity led her to the place (and teacher) where she was trained. Every week she had to show up with her puppy. It turned out that her teacher, Nancy, was a quilter. She told Lynn to "get a sewing machine and come to our friendship group." So every week it became puppy training and quilting. Lynn gives huge credit to her puppy/quilting teacher. She says "Nancy taught me everything I know." Nancy was insistent about being in a friendship group, saying that is where you make lifelong friends.

It took Lynn 5 years to finish her first major quilt. The 3-D appliqué is stunning!!! During this time she also made some simple quilts. Lynn is very modest about her quilts. She told me a comforting and humorous idea that someone told her—If you hold it up and cannot see any difficulties from across the street, don't worry about it. Of course, up close and personal they are all gorgeous.



Lynn's favorite technique is handwork. She also likes collaboration, and she and Marc Joost made a quilt together before he moved to New Mexico. She has ventured into machine quilting her own quilts. She urges people not to be afraid, just do it and you'll get better. She says her first attempt was awful, but she learned and continues to improve. She finds it meditative as you touch your fabric and move with it as you get into a free motion rhythm.

Nowadays, Lynn is focused on quilts, pillow cases and other forms of help for the homeless Vets at March Reserve Air Base. She brought this project to our guild and has been the leader of it ever since. She is so inspired that she made 50 pillowcases for the Vets last year, and has in turn, inspired our Guild members, who donated 50 quilts and 130 pillowcases at Christmas time. Lynn is overwhelmed at the generosity of our Guild for this ongoing effort.

Lynn found out about the guild in the calendar section of a little local paper. She used to frequent the bakery that Sherry Riddle owned and invited Sherry to come with her to a Guild meeting. She remembers that Gloria Bachmann was the president when they first came.

Lynn attended the retreat this year for the first time, and co-chaired it with Sherry Riddle. She says it seems to her that the guild has become more friendly and open over the years. The first time she came, no one talked to her! [Join me in making sure this never happens to anyone else].

She enjoys the speakers and workshops and the inspiring array of techniques that they bring to us. She also loves show and tell and the charities we support. She has a heart for helping others. What a blessing to us all that she is with us!



Respectfully submitted by Marlene Oaks

## Monthly Mini



Hello All, Maureen and Tawnya here for monthly mini. It's May, can you believe it? Easter has come and gone, and spring is sliding into summer? We can feel the temperature rising and the warm days of summer are coming on strong.

**This month's mini is a quilter's rendition of a warm summer's day.** If you love sunflowers and happy warm colors, then you are going to love this little gem of a quilt. It is created by **Ida Colvin** in honor of her mother, a sunflower lover. The pattern is based off of one of the patterns chosen from her craft treasure when she passed, and it is beautiful! The colors are bright, cheery and summery. The quilt consists of two sunflower blocks that shine like the sun, surrounded by green and white half square triangles and flying geese for the stalks. Its a perfect combination of color and composition.


The picture was sent to us before the quilting was done, so we all will see it at the meeting. ( I love surprises!) **So come prepared to take a chance on the May mini.** I know that you are going to love it!

## Friendship Groups



Please contact me if you are interested in joining or starting a new friendship group. It's a great way to gather together kindred spirits that share a love for all things quilted.

Laura Haskel [lhaskell1@twc.com](mailto:lhaskell1@twc.com)





# Merchandise Table

**“Pastels” was the April Merchandise Table theme.** Lovely pale yellows & lavenders made up the fabric bundles that went home with our winners. Our lucky winners are as follows: **Nancy Hansen:** “Whispers in the Wind” Moda panel, Baby Boutique book, necklace & 3 yds. fabric. **Cheryl Rose:** Primitive Gatherings gift card, pink basket with purple fabric, scissors & buttons. **Sandy Besanson:** handmade selvedge tote, yellow batiks, wood iron & thread. **Liz Lehner:** “Whispers in the Wind” Moda panel, baby rattle, seam ripper & 2yds. of fabric. **Maria Lucas:** fat quarters, bunny fabric, yellow bag, snips. **Kay Catalano:** purple fat quarters, pattern, & thread snips.

Thanks to Kay for decorating the table for our Easter pastel theme & to Miyo for creating another one of her popular selvedge bags. **Merchandise added \$200 to the Guild Treasury!**

WINNERS



## Library



Quilters, come to the library table at the back of the room beside the philanthropy table and the opportunity quilt.

We have **seventeen DVD's of “The Quilt Show”**. Each is a fully produced quilting program featuring today's top quilters.

For example, series seven features quilter Nancy Brown's Animal Magnetism. Nancy shares techniques of hand appliquéd animal portraits. Dale Fleming teaches Circles, Curves & Chocolate. Dale reveals how she designed her famous “6 minute circle”. Laura Nowes shows her simple two pin technique for stitching a Y seam in Conquering the Y-Seam Tumble.

**All series feature many of the top quilters of today.** DVD's are great, since you can stop & review the program at will.

It's easy to check the DVD's out. Just sign your name and phone number, then bring back at next meeting.

Happy Quilting! Your librarian, Rita Dominguez



# Reminder: Snacks & Door Prizes



**We wanted to thank everyone who brought snacks and door prizes to our April meeting. The April birthdays really stepped up and brought a lot of goodies to share.**



**May is here and it's time to remind our May birthday members to bring both a door prize and a snack to share with everyone.** We will

send out a reminder email also before the meeting. If you have a May birthday and you are not coming to the meeting, please let me know by email ([pjordan@ucsd.edu](mailto:pjordan@ucsd.edu)) or phone (951-663-5345). We will make sure we have sufficient snacks for all to enjoy.

Make sure when you arrive at the meeting or during the break to stop by our table by the front door & get your ticket for a chance to win a door prize. We will draw the names earlier than we announce, so be sure to stay to the end of the meeting because if you are not present, we draw another name. Thanks in advance for participating in our tradition of sharing your birthday with us by contributing a snack and a gift for our door prizes.

Pat Jordan & Dot Demmin  
Birthday Member Door Prize/Snack Coordinators



Birthday Month	Bring Door Prize	Bring Snack	Monthly Program
January	yes (plus Dec.)	yes (plus Dec)	Speaker
February	yes	yes	Speaker
March	yes	yes	Speaker
April	yes	yes	Speaker
May	yes	yes	Speaker
June	no (defer to Sept.)	no (defer to July)	Basket Bonanza
July	no (defer to Sept.)	yes (plus June)	Quilters "U"
August	no (defer to Sept.)	yes	Philanthropy Sew
September	yes (plus June-Aug)	yes (TBD ? dessert contest)	Guild Birthday Party
October	yes	yes	Speaker
November	yes	yes	Speaker
December	no (defer to Jan.)	no (defer to Jan.)	Holiday Party/Potluck

# Block of the Month

## Block of The Month 2017: Block #5

Block is due at the September meeting.

This month we are continuing our color scheme for the year: black, white, the monthly birthstone color, and a shade (or tint) of that color. This month's color is green, so your second color should be shade or tint of green. Please look at the January newsletter for the color chart. We encourage you to make two blocks, one to enter in the drawing and one to keep. Please sew with an accurate quarter inch.

This block is made using a template. If your fabrics don't have a right and wrong side it is easier; you can just turn pieces over to have the correct shape. If the fabric does have a wrong side, you need to turn the template over for 2 pieces of each color. The template in the newsletter may not be an accurate size, so look on the guild website or pick up a template at the guild meeting. The templates outer edges should measure 4.5" X 3.5" X 2 3/8" and the diagonal side 4". Trimming the corner where the diagonal meets the longer side helps when sewing pieces together. See photo at right for how to line up the edge.

### Cut list -- For one block:

From each of the four fabrics cut four pieces using the template. You can use a 3.5" strip of fabric folded wrong sides together. If you cut using the template twice, you should get the correct number of "A" sides and "B" sides.

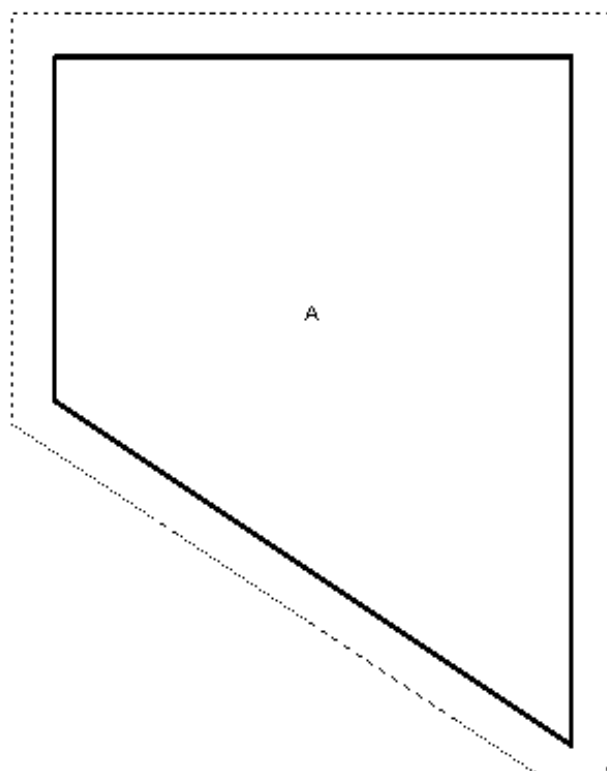


### Assembling the block:

Lay out the block pieces as shown in the photo above. Sew together diagonal edges and press. Next sew together the rows in two columns. Finally match the two halves and sew the vertical center seam.

- Press and using a 12-1/2" square up ruler, trim to get a 12 1/2" block. Repeat to make a second block!

Check often that you haven't mixed up the color placement. Good luck!

Adriane Ridder & Shelly McNeely  
Block of the Month Coordinators






# Correspondence



## Community Sewing Camp

Week 1  
June 19-23, 2017  
6:30-8:30 p.m.

Week 2  
July 24-28, 2017  
6:30-8:30



Location of Camp:  
Temecula  
United Methodist Church  
42690 Margarita Road  
Temecula, CA 92592  
tumc@temeculaumc.com  
951.676.1800  
www.temeculaumc.com

In partnership with  
Moore's Sewing &  
Vacuum  
26490 Overland  
Temecula, CA 92591

**Yes you can learn to sew!**  
You are invited to

**Sewing Camp Presented by**  
**The Temecula United Methodist Church,**  
It's Prayer Quilt Ministry, Prayers and Squares

In partnership with  
Primitive Gatherings  
Quilt Shop  
26855 Jefferson  
Murrieta, CA 92562

No previous experience required—just a desire to learn to sew  
All welcome (children do need to be over 7 and must come with a parent)

Sewing machines to use generously donated by George Moore of Moore's Sewing Machine & Vacuum

Fabric generously donated by Primitive Gatherings Quilt Shop

### Week 1 Beginning Sewing and Refresher:

Learn about the sewing machine and sewing basics.  
Make a simple sewing project or two, starting with a pin cushion and a tote bag.  
Begin to fall in love with the creativity and freedom sewing gives.

### Suggested items to bring:

A good pair of scissors, measuring tape, large head sewing pins, Microtex or Sharp size 12 sewing machine needles,  
all-purpose thread in a neutral color such as beige or light gray.  
Kits will be available with materials for your pin cushion and your tote bag.

### Week 2: For Beginners Plus +

Make a simple garment or a simple quilt.  
Supply list will be given to those who register for week 2

There will be a basket for a freewill offering for the Prayer Quilt Ministry, if you so choose.

**REGISTRATION REQUIRED — Form must be turned in no later than JUNE 10, 2017**

*Yes, sign me up for this exciting Free Sewing Camp*

Name: \_\_\_\_\_ Phone: \_\_\_\_\_

Email: \_\_\_\_\_

I want to be in week 1 only \_\_\_\_\_ I want to be in both weeks \_\_\_\_\_ I can sew, so want to be in week 2 only \_\_\_\_\_

Please check one: I will use a machine donated by Moores \_\_\_\_\_ I will bring my own machine \_\_\_\_\_

I will need childcare for \_\_\_\_\_ # of children \_\_\_\_\_ ages of children \_\_\_\_\_

Mail, email, or turn in to Church address in upper right corner to the attention of Marlene Oaks.

**Are you willing and able to make a memory quilt?**  
**What about 10 of them??**

(A memory quilt is made with clothing of a late loved one for family members)  
If anyone is interested in this project, to be finished in time for Christmas,  
please contact Janice Quackenbush @ 909-772-5098



# Places To Go.....Quilts To See

- **MAY 5 & 6, 2017: INLAND EMPIRE "COUNTRY FAIR" QUILT SHOW**  
Over 150 quilts on display, Vendors, Craft Boutique, Door Prizes, Quilts for Sale,  
Challenge Quilts & Special Exhibits  
Silent Auction Saturday @ 2 PM  
Nellie Weaver Hall, Ingalls Park, Norco Fairgrounds 6th & Crestview Dr. Exit on  
6th Street from the 15 Freeway.  
Fri. 10 AM-5PM, Sat. 10 AM-4PM  
INFORMATION: [EIQG@hotmail.com](mailto:EIQG@hotmail.com)
- **MAY 11, 12 & 13, 2017: DEL MAR QUILT, CRAFT, & SEWING FESTIVAL**  
Featuring a wide variety of sewing, quilting, needle-Art & Craft supply exhibits  
from quality companies. "Make & take" workshops & educational seminars  
2260 Jimmy Durante Blvd., Del Mar, CA 92014 Bing Crosby Hall  
Thurs. & Fri.: 10 AM-5PM Sat.: 10 AM-4PM  
\$10 for all 3 days  
INFORMATION: [www.quiltcraftsew.com](http://www.quiltcraftsew.com)
- **MAY 19 & 20, 2017: ANNUAL CHULA VISTA QUILT SHOW**  
Over 150 quilts & wearables. Hoffman Challenge traveling exhibit.  
Boutique and Vendor Mall  
Community Congregational Church, 276 "F" Street, Chula Vista, CA  
Fri. & Sat. 10 AM-4PM Admission \$5  
INFORMATION: Kathy Cadwell, [kathryn.cadwell@sbcglobal.net](mailto:kathryn.cadwell@sbcglobal.net)
- **JUNE 3 & 4, 2017: FLYING GEESE QUILT SHOW:**  
**"QUILTS FOR ALL SEASONS"**  
Over 300 Quilts, Wearable Art & Dolls, Vendors, Young Quilters Exhibit,  
Boutique, Auction @ 2 PM Saturday, Featured Quilter: Pam Hadfield  
Soka University, 1 University Drive, Aliso Viejo, CA  
Sat. 10 AM-4PM, Sun. 10 AM-3:30 PM  
INFORMATION: [www.quiltforallseasons.com](http://www.quiltforallseasons.com)



## OLLIE'S ATTIC



Longarm Quilting -  
custom and  
edge-to-edge

**Elaine Giometti**

1469 Camino Sueno  
Hemet, CA 92545

417-230-1756

cgiometti@verizon.net

## Moore's

Sewing Machines • Ceiling Fans • Vacuums  
Specialists in Sales & Service  
A Fourth Generation Family Business

Mission Viejo • 25390 Marguerite Pkwy. • (949) 580-2520  
Orange • 2265 N. Tustin St. • (714) 279-6830  
Huntington Beach • 15041 Goldenwest St. • (714) 899-3222  
Corona • 591 N. McKinley St. #105 • (951) 736-5457  
Victorville • 16210 Bear Valley Road • (760) 240-4477  
Temecula • 26490 Ynez Road, Ste. F & G • (951) 297-3796  
Outlet Center • 22532 Avenida Empresa, RSM • (949) 829-9459  
www.moore-sew.com



Sunday Noon-5pm • M-Th 10 am - 6 pm • Fri 10 am - 3pm • Closed Sat  
www.bluebirdquilts.com / 909.514.0333



## Bonnie E. Hallett

Affordable—Starting at \$1 per inch  
Fast Turnaround—Usually under 2 weeks  
Computer guided Pro-Stitcher

Hallett's Quilting  
Service

35109 Highway 79 #212  
Warner Springs, CA 92086  
760-782-3763  
hallettb@att.net

## Quilts of Valor

Norma E. Enfield  
P.O. Box 366  
Murrieta, CA 92564

We are a 501(c)(3) non-profit organization

Creating Comfort, Love & Respect  
for our Veterans, one quilt at a time

(951) 698-8791

quiltingtwin@verizon.net  
www.QOVFTemecula.org

## Tonya's Quilting

LONGARM QUILTING SERVICE

Phone: (951) 283-0569  
Email: Tonyasquilting@gmail.com  
Web: www.tonyasquilting.com  
Facebook: Facebook.com/TonyasQuilting  
Call for Drop Off /Pick Up information.



## COZY Creative CENTER

756 Jamacha Road, El Cajon, CA

Just 1.5 miles  
south of  
Interstate 8.  
Take 2nd St  
exit in  
El Cajon.



619-670-0652

CozyQuilt.com

BERNINA®

brother

Handi Quilter

Koala

GO!

Signature

DEALER

Open 7 days

a week

To Advertise in this  
Newsletter

Please Contact:  
Cheri McDowell

mcdowell22@verizon.net



# Thank You for Supporting Our Advertisers

## Fat Quarters Quilt Shop



728 Civic Center Dr.  
(formerly Escondido Ave)  
Vista, CA 92084  
760-758-8308

[www.fatquartersquiltshop.com](http://www.fatquartersquiltshop.com)

Monday thru Saturday 10:00 am – 5:30 pm  
Closed on Sunday

Over 4000 bolts of the NEWEST fabrics!  
Check out our 25% off Daily Sales!

Stop by and be inspired -  
Meet your friends at Fat Quarters Quilt Shop!  
Quilting the world together one stitch at a time since  
1999!

## I'd Rather Be Quilt' n

14 Years Long-Arm Machine Quilting  
Professional Quality Work @ Affordable Prices  
Custom/Pantographs  
Pantographs Quilted Edge to Edge  
Large Pattern & Thread Selection  
Quilter's Dream Battings (100% Cotton, 70/30, poly, wool)  
Warm & Natural Batting  
Smoke-Free Environment  
**Ruth A. O'Neill**  
951-699-4887 Temecula



## AMERICAN DREAM *Home Ownership*

**Tarbell**  
REALTORS

### THINKING OF BUYING OR SELLING?

Receive A Comprehensive  
Market Analysis Without Cost  
Or Obligation

Receive Maximum  
Internet Exposure  
Upon Listing



**Adriane Ridder**  
Realtor  
(951) 297-9140

[AdrianeR@Tarbell.com](mailto:AdrianeR@Tarbell.com)  
Lic. # 02008957



© 2011 Tarbell Real Estate  
All rights reserved. This notice  
is not intended to solicit  
other business.



## Valley of the Mist Quilters Guild

27275 Ynez Rd. #435 Temecula, CA 92592

Newsletter Editor: Cheri McDowell Webmaster: Tina Sandoval

[votmq@yahoo.com](mailto:votmq@yahoo.com)

<http://www.valleyofthemistquilters.com>

Follow us on Facebook



### MISSION STATEMENT

Formed in 1990, Valley of the Mist Quilters Guild is a non-profit charitable, educational and social organization in the Temecula Valley. We promote the knowledge of and appreciation for all aspects of quilting and fiber arts with an active philanthropy program.

### Our Meeting Location

**Community  
Recreation Center  
30875 Rancho  
Vista Rd.  
Temecula, CA**

Exit the 15 Freeway at Rancho California Rd. and go East.  
Go to Ynez Rd. and turn right.  
Go to Rancho Vista Rd. and turn Left  
The CRC is approximately 1.5 miles on the right-hand side.

**All Sewers  
Welcome**



\* **General Meeting**  
Tues., May 9th @  
6:15 pm

\* **May Birthdays:**  
Bring door prize  
& snack to share

\* **Bring Donations**  
for Basket  
Bonanza

\* **Bring Block of  
Month & Strip  
Club Strips**

\* **Bring Veteran's  
Donations**

\* **Bring \$ for  
Merchandise &  
Monthly Mini**

\* **Bring Pres. Quilt  
blocks**

\* **Bring Show &  
Tell**

\* **Sign up for  
Workshops**

\* **Board Meeting**  
Monday, May  
15th @ Moore's  
6:30 pm

\* **Get newsletter  
articles in  
EARLY!**

