



Baste & Banter

Member Showcase

Inside This Issue

Nov. Program	1
President's Message	2
Room Set Up & Veterans Update	3
Sharpening Service	4
Quilt Show News	5&6
Holiday Party	7
Elections & Charming Strips	8
Challenge Quilt Winners	9
Merchandise & Opportunity Quilt	10
Monthly Mini	11
Philanthropy	12
Cookbook Contest	13
Quilter of Month	14
Show & Tell	15
Snacks/Door Prizes & Library	16
Block of Month	17
Correspondence	18
Places to Go	19
Advertisers	20&21
Reminders	22

Join us for a favorite meeting every year, our MEMBER SHOWCASE! On Nov. 14th, three of our talented members are bringing their quilts and talking about their personal quilting journeys. Bring a friend/guest and plan to enjoy a special evening with:

Jan Dolan is part of the Merchandise team. She has been quilting for over 30 years and is a long-time member of the VOMQG. Jan likes to take classes and has enjoyed the many opportunities the Guild has offered to learn from top instructors. She also enjoys "Challenges" and has created a few for the Guild and participated in many others that were offered. Quilting has been a journey that has brought friendships and creativity to her world.

Gloria Bachmann took an adult education class in the late 1980's at Granada Hills High School to learn beginning quilting. After that she made a few quilts, but didn't really get started until she retired and moved to Murrieta Hot Springs in February, 1997. At that time the guild meetings were held at her homeowner's banquet room so she attended her first quilt guild meeting in March, 1997 and has been a guild member ever since. Gloria has learned so much from speakers, workshops, friendship groups, retreats, and philanthropy projects. Lately, she makes simple, fast and finished quilts instead of challenging herself. With so many friends made at the guild, she can't ever see herself not quilting or participating in the guild activities.

Cindy McAlister started quilting the summer of 2012 when a friend asked her to hang out with her on the California Quilt Run. At Quilter's Coop in Old Town, they had the "Halloween Ghastly Line" of fabric which features 3 sisters. Cindy has two sisters and thought what cute Halloween decorations that would make with some added borders. After that, she was pretty much hooked and took a beginning quilt class at The Quilter's Coop.

Cindy & John have been married for 28 years & have 4 children ranging from 16-25. They spent the first two years of marriage in Germany, then lived in Dothan, Alabama until 2001 when they moved to California. John is in the National Guard Army full time and they have moved a lot in the last few years. One thing she has noticed is that the quilting community always welcomes people.

Cindy says that she has met some wonderful people and gained friends, all thanks to quilting. She always loved quilts long before she started making them.

**Tuesday, Nov.
14
6:15 Social Time
6:45-9**



President's Message



Although it was not at all what I was expecting, I really enjoyed **Leora Raikin's October presentation.** I found it uplifting, moving, and all in all, a very good use of my time. I enjoyed it more than many other guild presentations I've seen in recent years. If you feel you didn't learn enough about quilting that night, well, all I can say is that not every meeting is going to move your skill set from A to B. However, once in a while, if you're lucky, if you're

open to it, you might get to hear about one textile artist's personal journey in a way that honors her great-uncle's fateful path to creativity. And as a bonus, you might recognize that she has been able to connect her own passion with her late uncle's artistic legacy in a thoroughly satisfying way. **Bravo, Leora Raikin.** Thank you for sharing your story with us.

Unfortunately, Leora had to cancel her scheduled workshop, however we will reschedule it as soon as we can.

For our November program, we are excited to see a trunk show presented by three of our own members: **Gloria Bachmann, Cindy McAlister, and Jan Dolan.** I am always interested to see a collection of my guild-mates' work. You can only see so much at Show & Tell!

Looking forward to December, we will celebrate the end of the year with a delicious potluck meal and an optional quilt related gift exchange. We will be joined by several guests in December, including representatives of the three local and very deserving nonprofits who will benefit from our quilt show revenue: **4 Paws 4 Patriots, Round Up Hope, and the Temecula Food Pantry.** We're also hosting the **Inland Empire director of U.S. Vets,** Eddie Estrada, as well as one of our D.A.R. partners in collecting items for our veterans, Carol Marderosian.

Don't forget our vets' item for November is chapstick! As always, if you have any other items, such as toothpaste, shaving cream, razors, men's deodorant, etc., feel free to bring these things in any month. We will always accept them and get them to our vets. We thank you for your kindness with these donations; please know that you're doing a good thing and it is greatly appreciated.

As for twin-size quilts, we can use them! These should be able to fit a twin-size bed, at least 64" x 80", in non-juvenile, non-feminine color schemes. No need to create something in red, white and blue.

Thank you, Ellen French, President



Monthly Programs & Room Set Up

Valley of the Mist Quilters Guild
Program and Room Set Ups

	January	February	March	April	May	June	July	August	September	October	November	December
									Anniversary Past Pres Trunk Show			
Program	Speaker	Speaker	Speaker	Speaker	Speaker	Brown Bag	Quilters University	Phil. Sew In	Challenge Quilt	Speaker	Member Showcase	Holiday Party
Block of the Month	yes	yes	yes	yes	yes	no	no	no	yes	yes	yes	no
Challenge Quilt	yes	yes	yes	yes	yes	no	no	no	yes	no	no	no
Charm Squares	yes	yes	yes	yes	yes	no	no	no	yes	yes	yes	no
Door Prizes	yes	yes	yes	yes	yes	no	no	no	yes	yes	yes	no
Library	yes	yes	yes	yes	yes	no	no	no	yes	yes	yes	no
Merchandise Table	yes	yes	yes	yes	yes	no	no	no	yes	yes	yes	no
Monthly Mini	yes	yes	yes	yes	yes	no	no	no	yes	yes	yes	no
Opportunity Quilt	yes	yes	yes	yes	yes	yes	no	no	yes	yes	yes	no
Philanthropy	yes	yes	yes	yes	yes	no	no	no	yes	yes	yes	no
Show and Tell	yes	yes	yes	yes	yes	yes	yes	no	yes	yes	yes	no
Refreshments	yes	yes	yes	yes	yes	yes	yes	yes	yes	yes	yes	yes
						Board provides			Dessert contest			Members Potluck

Veterans Update



MONTHLY U.S. VETS DONATION PLAN

January.....BAR SOAP (Full size, wrapped. 1 bar = 1 ticket)
 February.....MEN'S SOCKS (white or black, crew socks are best. 1 pair = 1 ticket)
 March.....FULL SIZE SHAMPOO (1 bottle = 1 ticket)
 April.....TOOTHBRUSH (individually packaged. 1 brush = 1 ticket)
 May.....MEN'S DEODORANT (1 deodorant = 2 tickets)
 June.....MEN'S DISPOSABLE SAFETY RAZORS (1 razor = 1 ticket)
 July.....DECKS OF PLAYING CARDS
 August.....WASH CLOTH (1 wash cloth = 1 ticket)
 September.....MEN'S SHAVE CREAM (1 can = 2 tickets)
 October.....TOOTHPASTE (Full size, please. 1 tube = 1 ticket)
November.....CHAPSTICK (1 tube = 1 ticket)



Please bring your donations to each Guild meeting.....tickets will be given for some special prizes, and you will be helping to support our Veterans at March Air Base.

Bring your Tools, Knives, Scissors!



November 14th Guild Meeting

Bob's Sharpening Service will be present to meet all your sharpening needs
HE WILL BEGIN TAKING ORDERS AT 6:00pm

Bob Myers from Cut-sharp will set up in the patio area where we enter. He is able to sharpen all kinds of tools, knives, scissors **AND ROTARY CUTTING BLADES**. We are offering this as a **service to our members, and he is donating 25% of the revenue back to the Guild**. So dig out those rotary blades, your sewing shears, dull kitchen knives & machetes and bring them to the meeting that night! Depending on the response, everyone should get his or her items back before going home.

WORK GUARANTEED— HUSBANDS WELCOME!

Cash, check, & credit cards (over \$30)



SCISSORS:

Home & Utility Scissors up to 5"	\$5.00
Knife edge scissors up to 5"	\$8.00

SEWING SHEARS:

Fabric Shears 5' to 8"	\$6.00
Large Fabric Shears over 8"	\$8.00
Pinking Shears up to 5"	\$6.00
Pinking Shears over 5"	\$8.00

ROTARY CUTTER BLADES

\$1.00 per blade

GARDEN TOOLS

Shovels, Hoes, Pruners, Loppers	\$6.00 to \$8.00
---------------------------------	------------------

FIXED BLADE KNIVES BASED ON BLADE LENGTH:

Under 6".....\$4.00	6" to 8".....\$5.00
8" to 12".....\$6.00	over 12".....\$7.00
Serrated up to 9".....\$6.00	Serrated over 9".....\$8.00

OTHER

Tweezers, veggie peelers	\$2.00
Pizza cutter, Ulu knife, Electric knives	\$7.00
Cleaver, Hatchet, Axe (per edge), Hunting knives over 5"	\$7.00
Machete	\$9.00

Other items by quote. He does not do salon shears, clipper blades or chain saw blades.

*Repairs & restoration: an additional charge may be made for very blunt knives, broken tips, chips and nicks, improperly sharpened (previously), long bolster.

Price quoted prior to commencing work. Typically, \$1.00 to \$5.00 upcharge.



QUILT SHOW 2017

A huge thank you to everyone who hung quilts, donated quilts or helped with the quilt show in any way, especially my wonderful committee who accepted responsibility for the all of the facets of the show I asked them to handle. They picked up the ball, ran with it and did such a wonderful job.

We grossed \$13,739.00 on our auctions, vendor sales table, and vendor fees and that was in spite of the 95 degree heat.

If you have ropes, signs, stray quilts etc., please bring them to the November general meeting or let me know and I will pick them up.

I have some medium size quilts left from our vendor table. I will put your name on these, bag them and bring them to the November meeting. You can take them back or leave them for our next year's show - your choice.



The 2018 quilt show committee is now forming. Please sign up and help **Rita Dominguez** make the 2018' show the best and most profitable ever!

Gail Ledbetter, Quilt Show Chair, 2017



Quilt Show, 2017





YOUR 2018 QUILT SHOW NEEDS YOU!

Our annual Old Town Temecula Outdoor Quilt Show and auction have now grown to be too large for one person to oversee. We have lost most of the help we used to get from the city and the live auction has enlarged enough to require its own chairperson. **It seems like the time has come for someone to volunteer to chair either the large quilt live auction or the remainder of the quilt show** as a co-chairman or as the quilt show assistant.

We would like to get **sponsors** to help us with the expenses the city used to cover, and enable us to give more of our proceeds to our chosen charities. With only one chair-person handling the show there is hardly time to accomplish this.

Gail Ledbetter, who has been the QS chair for the past three years, will be an auxiliary member of the QS committee and will be happy to answer your questions, give advice when asked and walk you through the different facets of the show and auction. There are procedure guidelines, as well as ongoing help from members of the quilt show committee and the board.

The Quilt Show is by far the guild's largest fund raiser of the year but it takes a team to really do it justice. Our members come up with lots of good ideas to improve and grow the show but one person can only do so much. We have many members with skills and talent in many different areas. We also have many new members who have so much to share. **Our annual Outdoor Quilt Show is special and unique to this area, and in order to keep it growing and flourishing, your help is needed!**

If you can help us with this, please sign up to be on the QS committee and let Rita Dominguez know you would like to help her chair this event.

Coming in December!

Valley of the Mist Quilters Guild

ANNUAL HOLIDAY PARTY

December 12, 2017
6-9 pm

6:00 SET UP

6:15 DRINKS AND HORS D'OEUVRES

6:30 POTLUCK DINNER

7:00 GIFT EXCHANGE

You may attend the potluck without participating in the gift exchange. We do have a lot of fun with it and hope you participate.

If you do choose to participate, please bring a wrapped gift (no name identity) valued at approximately \$20 or more. (please no less so we can keep it equitable for everyone) Gifts should be either sewing/quilting related, holiday themed or spirits. Rules of the exchange: In the interest of time, each person will receive a number when they turn in their gift. We will start the exchange with the number one & proceed in numerical order to pick gifts. After you choose and open a gift, you may decide to keep the gift or steal from another person. **EACH GIFT CAN BE STOLEN ONLY ONCE** with one exception. At the end of the exchange, the member who holds number 1 may keep her gift or steal any gift even if it was stolen previously.

POTLUCK SIGN UP WITH:

Laurie Gonzalez, Hospitality, at November meeting or
951 377 9639, lagonzo55@gmail.com



Guild Elections

Nominations for 2018 board

Don't forget we will vote on our elected board positions at the November meeting!

We have had such great response to our call for help and we now have additional positions filled as follows:

Show & Tell Assistant - Liz Lehner

Membership - Cheri McDowell & Linda Bretton

Newsletter - Diane Lapio

Everyone just keeps on giving! THANK YOU!

The following positions are still available so let me know if you can help with one of these:

- **Historian/Photographer** (mostly need a photographer at meetings using your cell phone)
- **Librarian** (allow check out of library books and DVD's)
- **Opportunity Quilt Chair/Committee members** (decide on design/pattern & piece with help -great project for a friendship group to take on)
- **Publicity & Public Affairs** (mostly need publicity for the Quilt Show)
- **Quilt Show Assistant** (help Chair with specific assignments for the Quilt Show)

We're down to a short list and I'm excited that we are so close to having a completely filled board. Please let me know if you have an interest in any of these positions.....I promise you that we will help you learn the position and it's a wonderful way to meet new guild friends. We have procedure books for most jobs and description of duties.

Thanks for your consideration.

Pat Jordan

Parliamentarian



Charming Strips



If you signed up for Halloween, Fall, or Christmas strips....be sure to remember to bring them to the November meeting!

I look forward to seeing you all at the meeting and, as always , you can call, text or email with any questions.

Janice Quackenbush ❤️ Janice.kay@me.com 909-772-5098





Challenge Quilt Winners

Many, many thanks to everyone who entered a quilt in our September Challenge, "Houses". There were all so beautiful and there was such diversity. **They were all winners in my book.** That said, we had four quilts that took the prizes... Shirley Brown



1st Place: Sandy Besanson



2nd Place: Jan Dolan



3rd Place: Miyo Inouye-Kretsch



4th Place: Cindy McAllister



Sunday, Nov. 5, 2017

Merchandise Table

The Merchandise table in October was really decked out in spooky decorations and fabulous Fall and Halloween goodies won by 6 lucky winners. We were missing Miyo at this meeting due to illness but that didn't stop her from making a cool black and lime green "Miyo" bag. Here are the names of our winners and what they took home: **#1-Jeanette Stevens**, "Purple Basket" purple and black fabrics, beaded necklace and a 3-tiered tool kit. **#2- Laurie Gonzalez**, "Boo to You" with 5 scented candles and candle mat, 64 Charm Squares, Cutting Edge Stops, craft magazine. **#3-Janice Emerson**, "Black basket, fabric bundle, kit, and gift certificate for Primitive Gatherings. **#4-Alexa Anderson**, Moda "Honey Bun", Leaf Button, kit and 2 ¼ yds. fabric. **#5-Rose Rains**, Zippered Pouch, 3 yds. of fabric, fabric bundle, pattern. **#6 Elaine Geometti**, "Miyo" bag, lavender sachet, books and patterns, Fat ¼'s, Rooster Pincushion. Merchandise earned **\$204** for the Guild Treasury.

November will be the last time our team presents Merchandise for 2017. Our team of **Miyo Inouye-Kretsch, Kay Catalano, and Jan Dolan** have had so much fun putting together items Guild members have donated. Please don't stop donating! We have a great team for Merchandise 2018 and they can use your help with donations of new, gently used items. We can't wait to see what they bring to the Merchandise table.

Opportunity Quilt



At our last meeting I had sign up sheets for white glove volunteers at the Road to California show in Ontario from **January 18 - 21, 2018. We still need four or five more people to volunteer or our new opportunity quilt, Flora Telavera, will not be able to go to the show for ticket sales.** All volunteers will get **free admission** to the show all four days for doing only two hours of work. They provide the white gloves and an apron so that you are easily identified and visitors can ask you to show the back of quilts. You get to see them up close and point out unique things about some very spectacular quilts.

The **November guild meeting is the last chance to sign up** as Road To CA requires we get the names of volunteers in to them by the end of the month. **Please sign up by the membership table and fill out an information form.** I also have the packet of tickets for each member of the guild for the new opportunity quilt which will have the winning ticket drawn at next year's quilt show. **Thanks to all who have and will volunteer.**

Gloria Bachmann



Monthly Mini

Hello all, Maureen and Tawnya here for Monthly Mini.

You know, it never ceases to amaze us how wonderful our guild members are! All of you are always quick to jump in and help where needed and volunteer your talents month after month to help raise moneys for all of our causes and projects. The monthly mini raffle is no exception. Just when we think that we have no more minis to give away, more arrive! And this month is extra special!

First of all, this month we will have not one, but two minis to tempt you all with once again. The first mini, was made by **Gloria Bachman**, and is a paper pieced little number entitled the **"Anniversary Star"**. It was created to celebrate Valley of the Mist's anniversary. Gloria has such a great sense of color in this piece. The darks and lights complement each other and work so well when they are echoed in the borders. The little accent print of aqua and little black circles create movement in the star that makes our eye move to the borders in a circular spin, which in turn bring us back to fixate on the center! Don't you just love quilts that move you!! It will make a nice addition to anyone's mini collection!

The second mini was created by **Laurie Gonzales** and if you love royal purples combined with pretty little

prints, then this quilt is going to sing to you. I love to see pinwheels dance together and these pinwheels are doing just that! The border print is a lovely light petite floral with a dark thread stippling that adds undeniable interest to the total design. Its **"Purplelicious"**, and if you have a daughter or grand daughter, she will know what I'm talking about! So which ever quilt you are lucky enough to win, I am sure that you will be more than delighted with your stroke of good luck!

Ok, now for the surprise! We have been given a Christmas mini to raffle off also. This year we are going to do something a little different! We saved all the tickets purchased from past months, and **we are going to draw from those already purchased to get the winner of the christmas mini!**

The only thing is, you **have to be present to win**, and it will be raffled off at the November meeting! We don't have a picture of it, which only adds to the suspense. So we will see you all there in November, and until then, happy quilting!



Philanthropy



Philanthropy: The love of humanity through caring and nourishing.

We are a philanthropic organization, which legally means we must contribute a certain portion of our income and our time back to the community. However, the main reason is that many of you have brought community needs to our attention and we have committed as individuals and as an organization to be part of the solution in our community. We do this through direct financial support using a portion of our annual auction proceeds, which go to three local organizations:

- **4 Paws for Patriots** which provides trained companion/assistance dogs to Veterans
- **Temecula Community Pantry**, which provides assistance to low-income families and individuals experiencing homelessness in the Temecula area.
- **Round-Up Hope**, a therapeutic equestrian center for the disabled serving Southern California's Inland Empire.

Additionally all of you have given of your time, your "stash" and your compassion to make quilts, pillowcases, baby products and Christmas stockings for the following 5 organizations":

- **U.S. Vets – Veterans at Risk Program at March ARB** – We provided quilts, pillowcases and basic toiletries and clothing items as well as suits for the Veterans to use for interviewing for jobs.
- **Alternatives to Domestic Violence** – We provided quilts, throws and pillowcases for the residents, which they will receive throughout the year, but especially at Christmas.
- **SAFE Alternatives for Everyone** – We provided Christmas stockings for the P.A.L. at risk youth program
- **Pet beds** – Mats of various sizes are given to local and privately run animal shelters to support the care of the animals.
- **Rancho Springs Rady Neo Natal Intensive Care Unit** – We provided comfort/ changing pads, small neonatal blankets for placement inside the incubators, and small crib quilts.

Heartfelt thanks from your Philanthropy Committee.



NEXT PHILANTHROPY WORKDAY:
November 25th - 10:00-3:00
Assistance League Community WorkRoom
28720 Via Monteza
Temecula, CA 92590
Call: Karen Wurfel for more information
(661)733-4037



Cookbook Contest

We only need 82 more recipes



Goal Prize

We're Cookin'
Cookbook Contest



Grand Prize
\$100 Cash

When we reach our goal of 300 recipes,
there will be a drawing for a quilt kit from
Hoffman Fabrics, valued at \$150

Here's how you enter to win...1 ticket for every hard copy recipe you bring to me at the meetings. 2 tickets for every recipe you enter on line. There will be a drawing at each general meeting from that night's entries. All tickets will be saved for the big drawing...so... the more recipes you enter, the more your chances to win. The section we are heaviest in is Main Dishes...that is as it should be. Could use more Soups & Salads and Veggies & Sides.

To enter your recipes on line go to:

www.typensave.com

User name: VOTMQG Password: onion333

Any questions call me at (951) 210-0560 or email me at
sebrown236@gmail.com



Quilter of the Month



We all know **Gail Ledbetter** as the amazing chair of our annual quilt show. We already know that she is full of creativity and the ability to handle fine detail at the same time. Let's see what else we can find out about her.

She was born in Providence, Rhode Island, (her dad was in the Merchant Marines), but they moved to Yorba Linda, CA when she was a mere 18 months old. She grew up there and graduated from Brea Olinda High School. Her husband, Adrian, was 2 years ahead of her in school. They got engaged while she was still in high school and were married in the Yorba Linda Methodist Church where her parents had also been

married many years before.

Gail has had several jobs such as the phone company, real estate and director of marketing and sales for Homebuyers' Guide, where she says she learned her organizational skills. Mostly she has been a devoted mother, grandmother and wife, and of course quilter.

Adrian retired from the Brea Fire Department as a captain at the young age of 52. They rented out their house and moved to Baja for the winters, staying in a trailer on their property here for the summers. They camped out at first, and then they began to build a house in Baja, which is still a work in progress. She says the weather is a lot like Palm Springs but with the ocean right there. They never get tired of their home in Baja. She can see dolphins out her window. They are in an American community that is close knit and safe.

They came back here to help their son raise the his boys, who were 1 ½ and 3 at the time. They co-parented for a time, and after their son died, they took an even larger roll with their grandsons. One has now graduated from high school and the other will be graduating at the end of this school year.

As a teenager, Gail tried to make her own clothes, but was not always successful. In her 20's she took a class where she received some personalized patterns. She kept getting more and more proficient. She always loved textiles and colors. Gail began her quilting passion when a friend in Baja taught her some basics over 15 years ago. After they came back to help with the boys, Gail took a 10 week sampler class for beginners.

Gail says that at some point, quilting became an obsession. She has the most fun picking out the fabrics, because she loves to shop. She likes making the tops but has no desire to learn to do the quilting. As soon as she finishes a top, she's ready to go on to the next one. She likes piecing and paper piecing and does a bit of appliqué, but is not very fast. She wants to begin to design her own quilts. She likes to change the hanging quilts with the seasons. Her home is beautifully decorated with her exquisite quilts.

With a generous heart, Gail says she will be around in an advisory capacity for the quilt show, but she wants no assigned job. After 2 ½ years, she is more than ready to turn it over to Rita and her team.


Gail came to the guild when Gloria was president. Her first volunteer job was to be a Vanna at the auction and put a quilt in the quilt walk. Then she joined the quilt show committee, later became assistant and then chair. As a chair, she needed all of her organizational skills, particularly the first year as she took over midway when Pauline moved to Colorado. She says it was good she had no other guild jobs, as it took all of her time.

Gail has taken some of the classes and remarks that she has learned something from each. She hopes to take more now that she will not be so busy. She is in a friendship group and has many friends in the guild.

Since 1997 she has been a vegetarian, eating no meat or egg. She is very involved in a spiritual path. Also, she describes herself as "a gym rat." She has worked out 3 times or more a week for 40 years!!! Now she is more intense in her workouts, which are primarily weights.

As I was leaving, Adrian said, "She is my favorite quilter." What a love story.

(Submitted by Marlene Oaks)





Show & Tell

Please come to our table and sign the quilt name/description and your name into our register. Then sign a ticket for each quilt and place it in the jar. **In November, we will have a drawing for the gift boxes we are preparing.** We have tables in the back where we would like you to lay out your quilts that you will be showing so all can see them before the meeting and at break. When it's time to Show & Tell, just pick up your quilt (s) and line up close to the stage steps. Please tell everyone your name and anything interesting about your quilt when showing (add the quilter's name). We will help hold your quilt so you can be free to show it off!

For **November**, please bring Thanksgiving or Fall quilts




For **December**, please bring Christmas quilts that we can lay on the stage edge to make the room festive. There will not be any formal Show and Tell.

Remember, we always like to see your recently completed quilts regardless of the theme of the month.

Dot Demmin and Patricia Ogden



A few of the
Oct.. Show &
Tell quilts



Reminder: Snacks & Door Prizes



Birthday Month	Bring Door Prize	Bring Snack	Monthly Program
January	yes (plus Dec.)	yes (plus Dec)	Speaker
February	yes	yes	Speaker
March	yes	yes	Speaker
April	yes	yes	Speaker
May	yes	yes	Speaker
June	no (bring in Sept.)	no (bring in July) (board members to bring snacks)	Basket Bonanza
July	no (bring in Sept.)	yes (plus June)	Quilters "U"
August	no (bring in Sept.)	yes	Philanthropy Sew
September	yes (plus June-Aug)	no, (bring in October)	Guild Birthday Party
October	yes	yes (plus Sept.)	Speaker
November	yes	yes	Speaker
December	no (bring in Jan.)	no (bring in Jan.)	Holiday Party/Potluck



LIBRARY NEWS

Library Book and Pattern Sale Continues!
Books for 50 Cents each or buy 2 and get 1 free.
Patterns \$1.00 buy 2 and get 1 free.

Many books have been donated to the library this year. Please come and check them out at the library table at our meetings. Just sign your name and return the next meeting.

Your Librarian, Rita



Block of the Month

Block of The Month 2017: Block #11

Block is due at the January 2018 meeting.

This month we are continuing our color scheme for the year: black, white, the monthly birthstone color, and a shade (or tint) of that color. This month's color is yellow, so your second color should be a yellow shade or tint. Please look at the January newsletter for the color chart.

This block is called Retro Bloom and is one of the Janome 100 blocks in 50 days. It is designed by Nydia Kehnle and is a paper-pieced block. We encourage you to make two blocks, one to enter in the drawing and one to keep. If you know how to paper-piece, print out four templates for each block and use your favorite technique. Otherwise, we are providing the basic instructions that Nadia gave with her block and encourage you to look up further instructions online.

Printing out paper piecing template. Please pick up a template at the November guild meeting or get it from the guild web site. Make sure when you print that the setting is for 100% -- no scaling. Print four templates for each block.

Cut list -- For one block:

You will save fabric if you use strips of fabric and don't cut to size for each piece. We are giving the size you need for each piece and this takes more fabric, but may be easier for beginning paper-piecers to understand.

Light Yellow; Piece A1: Four 3" X 4.25" rectangles;

White; Pieces A2 & A3: Eight 3.25" X 5.25" rectangles

Black; Pieces A4 & A5: Eight 3" X 5" rectangles; Piece A7: Four 2" X 3.5" rectangles;
Piece A8; Four 3.5" X 6.25" rectangles

Yellow; Piece A6: Four 2.5" X 6.25" rectangles

Assembling the block:

On the foundation paper, the outer line is part of the block and is the seam allowance. Some of the lines have been drawn into the seam allowance, so you don't forget to include these when building the square. Cut the foundation away from the printed page on the outer line.

When paper piecing, you will be placing the fabric on the unprinted side of the paper and looking through it to see where to place the fabric, but sewing on the printed side on the line between the two pieces you are working with. It is recommended that you shorten your stitch length when paper piecing to make removing the paper easy without pulling out the stitching. We recommend making it slightly smaller, but not so short that you can't unsew when necessary. If the paper tears, you can tape it and sew over the tape. The most important thing is to sew on the entire line between each piece and even extend the line a quarter inch on each end.

Step 1: For the first two pieces, on the reverse side of the foundation, place the light yellow fabric right side up so it extends outside the lines of the A1 section at least a quarter inch on all sides. You can use two-sided tape or a pin to hold it in place. Don't place a pin so it extends over the line between A1 and A2.

Step 2: Now place the white A2 piece facing the A1 piece, overlapping the line between A1 and A2 by at least ¼ inch. I test flip it open to make sure the A2 fabric will cover the A2 section once sewn with at least ¼ inch extra on all sides. Use another pin to hold in place.



Step 3: Turn foundation paper over and sew on line between the two pieces – extend ¼ inch on each end. Turn paper over and press open the two pieces with iron or fingers. Carefully trim the extra fabric around each piece to ¼ inch.

Repeat steps 2 and 3 for each subsequent piece, going in order of the piece numbers.

When all four foundations are complete, arrange as shown and sew the four squares together, using the border line on the paper as a guide. You can remove the paper to make it easier once you are sure of the placement. Removing the paper before or after sewing together is your choice. Leaving the paper on will prevent the fabric from stretching, but it can get bulky and make removing the paper more difficult. Repeat to make a second block!

This is great practice for half square triangles. Have fun!

Adriane Ridder & Shelly McNeely
Block of the Month Coordinators



Line between A1 & A2.



Correspondence

Valley Quilters Guild 2018 quilt show is February 9th and 10th 2018.

Betty Barney and Rosalie Reed are in charge of Quilt Acquisitions for this show.

We are sending this packet out to Quilt Shops and Quilt Guilds with the hope that you will pass out the enclosed entry forms to anyone interested in entering a quilt in our show. **We are celebrating our 38th quilt show.** Surely, it has to be one of the longest running local quilt shows in Southern California

We display over 100 quilts, and have vendors from near and far. Ann Turley is our 2018 quilt judge, and Julie Zgliniec is our quilt appraiser. Julie will only be available on Saturday February 10th for quilt appraisals.

We cordially invite any quilter interested in having their quilt displayed in our show to fill out an application and mail it to: Betty Barney at 822 Pike, Hemet, CA 92545. **Remember ALL quilts need a sleeve, no matter the size of the Quilt.**

If you need additional entry forms, please go to our website at valleyquilters.org or contact me at babarney103@gmail.com

May your thread never break and you needle never bend.

(EDITOR'S NOTE) We received the above letter with several more information & applications sheets. However, there is not enough room in the newsletter to include them all. Please see their website for all of the forms & instructions if you wish to enter a quilt.



Places To Go.....Quilts To See

- **NOVEMBER 3 & 4, 2017: FALLBROOK QUILT SHOW
"QUILTED TREASURES"**
Quilts, Vendors, Auction, Holiday Boutique & Country Store
Fri. & Sat. 10 AM - 4 PM
SonRise Christian Fellowship, 463 S. Stage Coach Lane, Fallbrook, CA
INFORMATION: www.fallbrookquiltguild.com
- **JANUARY 17-21, 2018: ROAD 2 CA QUILT CONFERENCE & SHOWCASE**
Antique, Traditional, Modern & Art Quilts, over 200 Vendors, Classes, Lectures,
Bus Tours, Raffle Quilts, Appraisals & MORE
Preview Night Wed. Jan 17: 7PM-9PM, Thurs-Sat Jan 18-20 9AM-6PM
& Sun. Jan 21: 10AM-3:30 PM
4 day admission: \$16
Ontario Convention Center: 2000 E. Convention Center Way, Ontario, CA 91764
INFORMATION: www.road2ca.com
- **FEBRUARY 9 & 10, 2018: VALLEY QUILTERS GUILD 38th ANNUAL
QUILT SHOW**
Quilts, Vendors, Boutique, Consignment, Featured Quilter & Quilt Appraiser
Valley-Wide Recreation Center: 901 West Esplanade, San Jacinto, CA
Admission: \$10, no strollers or carts
INFORMATION: www.valleyquilters.org
- **FEBRUARY 22-25, 2018: QUILTCON**
A Modern Quilt Show, presented by The Modern Quilt Guild
500 Quilts, Vendors, Workshops, Lectures, & Exhibits
Thurs. Feb 22 - Sat. Feb 24: 10AM-6PM
Sunday Feb. 25: 10AM-4PM
1 Day pass: \$10, 4 Day pass: \$35
Pasadena Convention Center: 300 Green St., Pasadena, CA
INFORMATION: www.quiltcon.com





Bonnie E. Hallett
Affordable—Starting at .01 per inch
Fast Turnaround—Usually under 2 weeks
Computer guided Pro-Stitcher

**Hallett's Quilting
Service**

35109 Highway 79 #212
Warner Springs, CA 92086
760-782-3763
hallettb@att.net

COZY Creative CENTER

756 Jamacha Road, El Cajon, CA

Just 1.5 miles
south of
Interstate 8.
Take 2nd St
exit in
El Cajon.



619-670-0652

CozyQuilt.com

BERNINA
Sewing Machines

brother
Sewing Machines

Handi Quilter
Sewing Machines

Koala
Sewing Machines

GO!
Signature
DEALER

Open 7 days
a week



**Are Your
Housing Needs
Changing?**

**Tarbell,
REALTORS**

If You Are Experiencing:

- An Empty Nest
- An Expanding Family
- A Divorce
- A Relocation
- A Probate

You may have questions about how these life changes can affect your decision to sell your home.



**Tarbell,
REALTORS**

**Adam
PIERSON**

(951) 733-4468

AdamP@tarbell.com

CalBRE Lic #02008956



**Adriane
RIDDER**

(626) 893-5647

AdrianeR@tarbell.com

CalBRE Lic #02008957

Service you deserve. People you trust.

We Can Help You Find The Answers

Together, we can:

- Analyze the Current Value of Your Property
- Determine if This is a Good Time to Sell
- Maximize the Return on Your Investment
- Discuss How to Prepare Your Property for Sale
- Locate Your Next Home
- Consider Options to Keep the Property as a Rental

**Don't wait! Call Today for a FREE Market
Analysis of your home's value.**

* If your home is listed, please disregard this notice. It is not intended to solicit other brokers listings.

I'd Rather Be Quilt' n

14 Years Long-Arm Machine Quilting
Professional Quality Work @ Affordable Prices
Custom/Pantographs
Pantographs Quilted Edge to Edge
Large Pattern & Thread Selection

Quilter's Dream Battings (100% Cotton, 70/30, poly, wool)
Warm & Natural Batting
Smoke-Free Environment

Ruth A. O'Neill

951-699-4887 Temecula



Quilts of Valor

Norma E. Enfield

P.O. Box 366

Murrieta, CA 92564

We are a 501(c)(3) non-profit organization

**Creating Comfort, Love & Respect
for our Veterans, one quilt at a time**

(951) 698-8791

quiltingtwin@verizon.net

www.QOVFTemecula.org

**To Advertise in this
Newsletter**

**Please Contact:
Cheri McDowell
mcdowell22@verizon.net**

Thank You for Supporting Our Advertisers

Fat Quarters Quilt Shop



728 Civic Center Dr.
(formerly Escondido Ave)
Vista, CA 92084
760-758-8308

www.fatquartersquiltshop.com

Monday thru Saturday 10:00 am – 5:30 pm
Closed on Sunday

Over 4000 bolts of the **NEWEST** fabrics!
Check out our 25% off Daily Sales!

Stop by and be inspired -
Meet your friends at Fat Quarters Quilt Shop!
Quilting the world together one stitch at a time since 1999!

Fantabulous Backs

Extra Wide Quilting Fabrics by the yard

Top designers like Kaffe Fassett, Anna Marie Horner, Riley Blake and many others.

Order online, via email or phone.

www.fantabulousbacks.com
619-804-6062
fantabulousbacks@gmail.com
@fantabulousbacks

For your convenience, we accept all major credit cards or checks.

Swirls & Curles
LONGARM CUSTOM QUILTING SINCE 1990
Where every quilt is a custom quilt

Quilters Budget Special

Choose from 10 of our custom patterns for this special
Polyester batting included

Small size quilt	50" x 60"	\$30
Medium size quilt	60" x 75"	\$60
Large size quilt	75" x 92"	\$100

Backing fabric not included with special. Please have your backing ready for quilting. This special is not good with any other discount and does not include tax, shipping, or binding.

No limit, bring as many quilts as you wish.

Like us on Facebook and Twitter and yelp

Quilting by Carrie Matheny
www.swirlsandcurlslongarmquilting.com

All major credit cards and Paypal accepted | swirlsandcurlslongarmquilting@gmail.com | 619.804.6062

For your convenience, we carry warm and natural batting and dozens of extra wide backing fabrics



Valley of the Mist Quilters Guild

27275 Ynez Rd. #435 Temecula, CA 92592

Newsletter Editor: Cheri McDowell Webmaster: Tina Sandoval

votmq@yahoo.com

<http://www.valleyofthemistquilters.com>

Follow us on Facebook



MISSION STATEMENT

Formed in 1990, Valley of the Mist Quilters Guild is a non-profit charitable, educational and social organization in the Temecula Valley. We promote the knowledge of and appreciation for all aspects of quilting and fiber arts with an active philanthropy program.

Our Meeting Location

Community Recreation Center
30875 Rancho Vista Rd.
Temecula, CA

Exit the 15 Freeway at Rancho California Rd. and go East.
Go to Ynez Rd. and turn right.
Go to Rancho Vista Rd. and turn Left
The CRC is approximately 1.5 miles on the right-hand side.

All Sewers Welcome



Meeting Reminder

- ✱ **General Meeting**
Tues., Nov.. 14th
@ **6:15 pm**
- ✱ **Bring Veteran's Donations**
- ✱ **Sign up for Workshops**
- ✱ **Bring \$\$ for Monthly Mini, op quilt & merchandise**
- ✱ **Bring Show & Tell**
- ✱ **Submit recipes for Guild Cookbook**
- ✱ **Sign up for 2018 Board position!**
- ✱ **Bring tools for Bob's Sharpening Service**
- ✱ **Bring Charming Strips**
- ✱ **Nov. birthdays, bring snack & door prize**
- ✱ **Board Meeting**
Mon., Nov.20th
Prim.Gathering
6:30 pm
- ✱ **Get newsletter articles in EARLY!**

