



Baste & Banter

Inside This Issue

Oct. Program	1
President's Message	2
Room Set Up & Veterans Update	3
Quilt Show News	4&5
Elections	6
Merchandise Table & Library News	7
Opportunity Quilt & Retreat	8
Philanthropy	9
Charming Strips & Workshops	10
Cookbook Contest & Monthly Mini	11
Quilter of Month	12
Show & Tell	13
Snacks/Door Prizes	14
Block of Month	15
Coming Up Next	16
Places to Go	17
Advertisers	18&19
Reminders	20



Leora Raikin

returns to our Guild on October 10th
to share her love of
African Folklore Embroidery.



Leora started African Folklore Embroidery as a means to share her passions of embroidery, education and South Africa. She is a South African native who learned the techniques of embroidery and stitching from her mother as a young girl. Her fun and artful designs, many inspired by life in South Africa, can be incorporated into quilts, wallhangings, bags and wearable art. Her lecture will be on **Fusing Creative Worlds.**

Bring a guest & join us for a remarkable evening with Leora, her interesting story, and her amazing art forms.



Tuesday, Oct. 10
6:15 Social Time
6:45-9 Meeting



President's Message



I am very excited about this year's **Old Town Temecula Outdoor Quilt Show!** I hope all members are planning to hang quilts this year. It's a wonderful way to participate in the workings of the Guild. **Gail Ledbetter** has, once again, done an excellent job of organizing this event and keeping us all on track throughout the year. I helped "queue the auction quilts" last weekend, which meant organizing them all into a numerical order so they are ready to hang for the auction. Since we are live-streaming the auction this year, it meant we also had to take a picture of each quilt so it could be posted on Facebook and on our website. We fumbled around a bit but finally found our stride, with **Shelley Wilson** behind the camera, and much-appreciated tall helpers **Adrian Ledbetter and Ernie Dominguez** holding them up. Special thanks to all who turned out to help with this chore.

And what a fabulous bunch of quilts! I was very impressed by the variety and quality of the quilts we will be so proud to auction! **If our live-streaming post comes across your Facebook page, please re-share it to your FB friends and encourage all of them to re-share it too.** It's important that this post travel as far around the country as we can get it, since anyone, almost anywhere, can bid on these lovely quilts.

Our board has approved moving our Guild's "stash" & equipment from a small space storage unit to a larger one. Thanks to tireless legwork done by **Karen Wurfel**, we now have a storage unit space about twice the size, with later hours and inside lighting, for much less money than we expected to have to pay. (The manager at Cube Smart gave us a discount for being a nonprofit. Thank you, Karen!!)

We so appreciate all the work that is done all year by all of you who volunteer to help. If you are new to the Guild, volunteering to fill a post is the best and quickest way to feel you are an integral part of the Guild, and to meet and get to know everyone as well. There are still a few very important jobs that need someone to step up and say, "I'll do that." **Please review the 2018 Election board** at the October meeting and see what you might find fulfilling. We will all be grateful!

Thank you for being a part of Valley of the Mist!

Ellen French, President



Monthly Programs & Room Set Up

Valley of the Mist Quilters Guild Program and Room Set Ups

	January	February	March	April	May	June	July	August	September	October	November	December
Program	Speaker	Speaker	Speaker	Speaker	Speaker	Brown Bag	Quilters University	Phil. Sew In	Challenge Quilt	Speaker	Member Showcase	Holiday Party
Block of the Month	yes	yes	yes	yes	yes	no	no	no	yes	yes	yes	no
Challenge Quilt	yes	yes	yes	yes	yes	no	no	no	yes	no	no	no
Charm Squares	yes	yes	yes	yes	yes	no	no	no	yes	yes	yes	no
Door Prizes	yes	yes	yes	yes	yes	no	no	no	yes	yes	yes	no
Library	yes	yes	yes	yes	yes	no	no	no	yes	yes	yes	no
Merchandise Table	yes	yes	yes	yes	yes	no	no	no	yes	yes	yes	no
Monthly Mini	yes	yes	yes	yes	yes	no	no	no	yes	yes	yes	no
Opportunity Quilt	yes	yes	yes	yes	yes	yes	no	no	yes	yes	yes	no
Philanthropy	yes	yes	yes	yes	yes	no	no	no	yes	yes	yes	no
Show and Tell	yes	yes	yes	yes	yes	yes	yes	no	yes	yes	yes	no
Refreshments	yes	yes	yes	yes	yes	yes	yes	yes	yes	yes	yes	yes
						Board provides			Dessert contest			Members Potluck



Veterans Update

MONTHLY U.S. VETS DONATION PLAN

January.....BAR SOAP (Full size, wrapped. 1 bar = 1 ticket)

February.....MEN'S SOCKS (white or black, crew socks are best. 1 pair = 1 ticket)

March.....FULL SIZE SHAMPOO (1 bottle = 1 ticket)

April.....TOOTHBRUSH (individually packaged. 1 brush = 1 ticket)

May.....MEN'S DEODORANT (1 deodorant = 2 tickets)

June.....MEN'S DISPOSABLE SAFETY RAZORS (1 razor = 1 ticket)

July.....DECKS OF PLAYING CARDS

August.....WASH CLOTH (1 wash cloth = 1 ticket)

September....MEN'S SHAVE CREAM (1 can = 2 tickets)

October.....TOOTHPASTE (Full size, please. 1 tube = 1 ticket)

November.....CHAPSTICK (1 tube = 1 ticket)

Please bring your donations to each Guild meeting.....tickets will be given for some special prizes, and you will be helping to support our Veterans at March Air Base.




Quilt Show News

The big day is almost here! Sat Oct 7, 10:am - 4:00 pm

- * Please remember to **"like" us on the Guild Facebook** page and share posts with all of your social media contacts. The success of our live-streaming and on line bidding depends on members sharing the info.
- * **We need help hanging ropes Friday evening 10/6 from 5:00 pm - about 7:30 pm.** The more helpers, the earlier we will be finished. Bring Ladders or step stools, and men and strong boys to pull the ropes tight. We will meet at the corner of Old Town Front Street and 6th street in front of the Gardeners Cottage.
- * On **Sat morning, 10/7, you will need to have your display quilts hung before 10 am.** The earlier the better as others will need help after yours are hung. We hang Philanthropy quilts on the Rancon building and there are so many of them that Ida will need lots of help. Gloria is hanging for several people at the Chaparral Building, Shirley will be hanging 28 Challenge quilts at the coin shop area, and the list goes on....cruise around town and see who needs help. Men are needed at the auction site to help hang the 60 auction quilts.
- * **Bring ladders and step stools** if possible. There will be binder clips and skirt hangers at Gloria's corner on Front and 6th in front of the Gardeners Cottage and at the large quilt auction site in the theater courtyard.
- * Please **do not hang quilts in front of doorways** or walkways leading up to doors even though there may be ropes in these spots. Sometimes it is easier to stretch the ropes across doorways & walkways rather than cut them.
- * If you are concerned about your quilts getting dirty, you may want to hang a sheet behind them as some of the buildings are a little dusty.
- * If possible, wear **blue pants, shorts or skirts, white tops and an apron**, so visitors can identify us and get info from us.
- * Marilyn will be emailing you regarding your **volunteer assignments** and Gail will be emailing regarding your **hanging space** to you about a week to 10 days before the show.
- * At the end of the day **when taking down your quilts please take down the ropes they hung on** if at all possible. You can bring these to the next GM you attend and Gail will collect them. Her family goes through town after the show collecting signs, banners and ropes that are still there but they can use all the help they can get.
- * Your **high school students can get community hours** for helping at the show and hanging and taking down ropes so rally those kids and grandkids.
- * Please **no individual selling of quilts at our show.** It creates a liability for the guild and competes with our auctions.
- * Call or email Gail if you have any questions or concerns. **951 312 4927 gail200@icloud.com**

Most of all, HAVE FUN AND ENJOY THE SHOW!



MEN WANTED!!!

Quilters, it's time to rally those big, strong husbands, sons, and grandsons to help with the hanging of the ropes Friday evening October 6th about 5:00 p.m. This is the night before our SPECTACULAR 2017 Old Town Temecula Outdoor Quilt Show.

Members of the quilt show committee will be circulating throughout the room at the October meeting with a volunteer sign up sheet. Remember, high schoolers can get community service hours for helping hang the ropes and for helping in various ways during the show.

We can all help to make this our best quilt show ever!!

Quilt Show 2017 Vendors

The Old Town Temecula Outdoor Quilt Show is quickly approaching. We are excited to continue the Vendor area again this year in the Civic Center Conference Room. The room is located on Mercedes Street next to the parking structure. Look for the signs to direct you. We would like to welcome some new vendors, as well as, returning vendors. Listed below are the scheduled vendors.

The Batty Lady: Quilt batting and threads.

Bling My Needles: Handcrafted jewelry created from vintage thimbles. Also has fabrics, charms and laces.

Patti Cakes Quilt Shop: Fabrics, notions, pre-cuts, patterns and appliqué.

Dragonfly Dyeworks: Hand dyed fabric, clothing & accessories, and large selection of Kona cotton solids.

Quilters Woodworks: Quilt racks, quilt safes, thread racks, ironing cradles, ironing board tops, ruler racks, cutting boards, and my little stool.

Quilt 'In with Soul: African fabrics and other assorted fabric and baskets.

VOMQG Booth: Throw and crib size quilts for direct sale.

The Vendor area will be open from **10:00 am - 4 pm**. Stop in to do some shopping for yourself or maybe find a gift or two to have on hand for the upcoming holidays.

See you at the Show!

Jeanette Stevens, Vendor Chair



Guild Elections

Members,

It is my job as Parliamentarian to present the **2018 slate of elected officers** for the Valley of the Mist Quilters Guild. **We are still taking nominations at the October meeting** and will close the nominations after they are presented. We will vote for these officers at the **November guild meeting**.

If you wish to nominate someone, **please get their approval to run** and nominate them at the October meeting. Although we currently have a full slate of officers for the Executive Board, any **other nominations are encouraged** and an election will be decided by majority vote. We also have several open positions for our appointed positions so please let me know if you are interested.

Current slate of 2018 Elected Officers:

President: **Ellen French**

1st Vice President: **Marlene Oaks**

2nd Vice President: **Shelley Wilson**

Secretary: **Janice Emmerson**

Treasurer: **Laura Alvarado**

Ways and Means: **Sherry Riddle**

Open appointed board positions that need a volunteer to step up for:

Facility Coordinator

Historian/Photographer

Librarian

Membership Chair

Newsletter Editor

Opportunity Quilt Chair

Parliamentarian

Publicity/Public Relations

Quilt Show Assistant

SCCQG Representative

Show & Tell helper



Committees that need volunteers:

Quilt Show (help plan and be a part of the quilt show in small or large tasks....takes a lot of people to organize the quilt show)

Opportunity Quilt (help decide on the 2018 quilt pattern/design and help with the construction of the opportunity quilt)

Philanthropy (show up at the monthly sew in and help make quilts, pillow cases and other items important to the community)

Ambassador (help greet members and inform new members and guests of the lay-out at guild meetings, explain what the Guild does and what our programs are for the year)

Thanks to all those who volunteered as we are off to a good start! Please let me know if you'd like to help. We have a great guild but it does take a lot of volunteers to keep it going strong.

Yours in Quilting!

Pat Jordan, Parliamentarian

Newsletter Editor Wanted

Are you interested in learning a new computer skill? I was, so I decided to volunteer as Newsletter Editor, and I have enjoyed it the past 2 years! If you are already familiar with a publishing program, such as Publisher, or Pages, you will be a perfect fit! If not, but you are interested, I will help you get started and learn a program. I have been using Pages, but others will work. Its been a lot of fun, not difficult, and now I have a new skill I can always use. Please contact me for details!

Cheri McDowell 951-302-7107/ mcdowell22@verizon.net

Merchandise Table

Our table was gaily decorated with fall foliage and merchandise. We had 6 offerings including a Primitive Gatherings gift certificate and a "Miyo" bag. There was lots of fabric in warm fall colors, books and patterns as well to be won. **Here are the lucky winners:**



#1 went to **Linda Harlander**. She was thrilled to get the "donut" pincushion, pattern and 6 solid fabric fat quarters. #2 **Cindy McAllister** received a Primitive Gatherings gift card, books, pattern, and ruler fabric. #3 and #5 went to **Idabelle Colvin** after her purchase of lots of tickets. Ida left with many fabric bundles, notions, patterns, and a cornucopia filled with even more fall fabrics. #4 was won by **Kathy Silva** which included a Pumpkin teapot with cups and yardage. #6 **Ruth O'Neill** took home the fall bag with matching zipper pouch and a Catherine's Garden kit.

I would like to thank **Carole Donahoe** for volunteering to help with the Merchandise table as the other 2 Merchandise team members were off on glorious vacations in faraway places. Merchandise did well that night adding **\$224 to the Guild's Treasury**.

Please check your through your quilting stuff and think of Merchandise as a place to donate gently used items, sewing notions, patterns, books and fabric that you don't think you can use. We are collecting for next year's Merchandise team. Jan Dolan



LIBRARY NEWS

Library Book and Pattern Sale!
Books for 50 Cents each or buy 2 and get 1 free.
Patterns \$1.00 buy 2 and get 1 free.

Many books have been donated to the library this year. Please come and check them out at the library table at our meetings.

Just sign your name and return the next meeting.

Your Librarian, Rita

Opportunity Quilt

Our current opportunity quilt **Sweet Tweets** will be awarded to a lucky winner at the end of the large quilt auction on quilt show day, **October 7th**. Our **new 2018 opportunity quilt will be unveiled at our meeting on October 10th**.

The **Road to California quilt show** will be from **Thursday, January 18 to Sunday, January 21, 2018** at the Ontario Convention Center. Road officials have informed me that we will be allowed to sell opportunity quilt tickets at the show on **Thursday, January 18, 2018**. In order to be permitted to sell tickets we are **required to provide 20 hours** of white glove volunteers at the show.

If you haven't done this before, I'll explain. You sign up for a 2-hour shift as a white glove docent at the show. I will have sign up sheets at the October and November guild meetings. Road requires that the names and emails of volunteers be turned in to them by the end of November. They allow only 2 people to sign up for the same time slot. You may volunteer for any of the four days of the show. You will receive a wrist band for **free admission** to all four days of the show if you volunteer. Road will provide you with the white gloves and an apron to wear during your shift so that you are easily identifiable to visitors. They will assign you a space to work and you get to touch the quilts and look at the backs. You point out any interesting features to visitors.

I will also need 2 or 3 volunteers to sell **opportunity quilt tickets on Thursday, January 18th**. This job is a **sit down job** if being on your feet for the two hour white glove shift is difficult for you. You still get free admission to the show as a volunteer. **So check your calendars and decide the day you plan to attend the show, then sign up as a volunteer so that our spectacular new opportunity quilt will be able to get to the show.** Gloria Bachmann



Annual Retreat



Just a reminder ladies.....our **annual Vina de Lestonnac retreat** will be here before you know it. **April, 2018**, is right around the corner. Everyone who has signed up needs to pay in full by the February 2018 meeting, as there are several members on the waiting list who are very interested in attending.

Please see Lynn or Sherry at the next meeting and we can let each of you know exactly what your balance is.

You won't want to miss this fun-filled weekend retreat with lots of sewing and some surprises in store.


Sherry Riddle and Lynn Korito



Philanthropy



Philanthropy TO DO's:

- 
1. Please bring your finished Philanthropy items to the October 10th Guild meeting.
 2. If you have any kits you will be unable to complete by our Nov. meeting, please bring those also.
 3. We will have pillowcase kits at the October meeting that can be returned in November.

Here are the items we continue to need:

- Baby Blankets: crib size or 36" x 42" (one yard by width of fabric)
- Pillowcases: Young-child, Teen (boy and girl), and Men's
- Lap quilts: Young-child, Teen (boy and girl) and Women's – approximately 40" x 55"
- Men's twin sized quilts : 63" x 80-84".

You and your friendship groups have until January to submit Veteran's quilts as they are opening their new facility and will hold a Grand Opening Party TBA.

Thank you again, Karen and Ida

Our selected Philanthropic agencies will attend the November 14th Guild Meeting to be introduced and pick up their donations.



Charming Strip Club



If you signed up for the **Halloween fabric** exchange, don't forget to bring your strips to the meeting, or send them with someone if you cannot be there. Sign up for **Christmas fabric strips** to be exchanged in November.

Questions, call Janice Quackenbush @ 909-772-5098



Workshops



"Mixed Media Creativity through African Folklore Embroidery" is the title of the workshop Leora Raikin will be teaching on **Saturday, October 14th.** If you love appliqué,

embroidery, stitching, beading, fiber art, colors and fabric, this workshop will be a perfect fit. **The fee is \$30 for members, \$40 for non-members and a mandatory kit purchase is an additional \$35.** The kit will include everything you need to complete a pattern, including threads, so all you need to bring to class is a pair of scissors. The workshop is scheduled from **10AM-4PM** at the **Glen Oaks Clubhouse** in Wine Country. Please be sure to

bring a lunch. Space is still available in this class and **remember, the price for workshops is going up \$5 next year**, so this is your last chance for a \$30 class, as it is the final workshop of the year.

Leora balances her career as mother and a teacher of African appliqué, beadwork, raffia, and borders with frequent trips to her homeland of South Africa, where she collects inspiration for her art. She brings with her an abundant variety of kits which include needle, hand-dyed threads, and beads, from which class participants will select and purchase. Visit her colorful website afl embroidery.com, to perhaps select a pattern you wish to complete.

Leora has taught over 6,000 people in classes throughout the U.S. and Canada, and at Road to California. Do not let this opportunity to meet and learn new techniques from Leora Raikin pass you by.

Our **January workshop with Bonnie Hunter** is already full, however, there is a waiting list if you are interested.

For questions or to sign up:
(951) 294-8030 sandybesanson@gmail.com



Cookbook Contest



We missed our deadline to get special discounts. However, the board decided to continue until we get the 300 recipes needed, then we will hold them until another set of discounts becomes available....so please ...don't stop contributing.



WE STILL NEED 160 MORE RECIPES!

We're Cookin' Guild Cookbook Contest

Contest extended until we reach our goal of 300 recipes!

Grand Prize

\$100 gift certificate

to the restaurant or quilt shop of your choice!

Here's how you enter to win...1 ticket for every **hard copy** recipe you bring to me at the meetings. 2 tickets for every recipe you **enter on line**. There will be a drawing at each general meeting from that night's entries. All tickets will be saved for the big drawing...so... the more recipes you enter, the more your chances to win.

To enter your recipes on line go to:

www.typensave.com

User name: VOTMQG Password: onion333

After you input your recipe(s) printout "Proofs" to check. Bring proofs to me to get 2 tickets for the drawing

Any questions call Shirley Brown at (951)210-0560 or email me at sebrown236@gmail.com



Monthly Mini



Hello All! Maureen Nelson and Tawnya O'Herron here for

Monthly Mini. This month's little quilt is a **bit of a surprise**, because I have not seen it, but have a description of it. Donated by **Valerie Rogers**, this mini will be all about Fall. Named "**Harvest Time**", we can only expect we might see a few pumpkins and those rich fall colors that come with the season. Valerie used a Sweet Pea design out of Australia. It is made on her Brother 10 needle embroidery machine, and features Appliqué, quilting and embroidery. I have a feeling that this is going to be a happy little addition to the holidays ahead, so come prepared to win the drawing. **Tickets are \$1.00 each, or 7 for \$5.00.** See you at the meeting, and until then, "Keep on Quilting!"

Quilter of the Month



What a joy it is to introduce Ida Colvin to you. I know you know her as the Philanthropy co-chair and as a member of the guild, but there is much more.

Idabelle (named after her great grandmother) was born & raised in San Bruno. She went to Cal Poly San Luis Obispo, obtaining her degree in construction management. She became interested in drafting in high school, then architecture, and finally to a field that was exciting to her and contained elements of her studies. She currently works at Boeing applying her skills in amazing ways.

Her 1st job was in environmental reconstruction and she travelled widely for her job. Coincidentally, John Colvin was fresh out of the Marines and a friend of his father's recommended John for an opening in the same company where Ida worked. So they met at work and became friends. Ida was transferred to Pleasanton and John was sent there for training. Ida was the only person he knew in that area so they began to spend a lot of time together, and soon became engaged. Ida began having strange health symptoms and was diagnosed with M.S., so they moved the wedding up and were married at S. Lake Tahoe 21 years ago this November. They have 2 wonderful children.

Ida and her mom were very close, and when her mom got into quilting, it was natural for Ida to follow. They started a pinwheel quilt for a friend's baby. Her mom then took a class with Carol Doak and learned paper-piecing (see the photo of the quilt with the little perfect stars which her mom made). When her mom passed, Ida inherited many things, including 200 pounds of fabrics, mostly batiks, and a Grandmother's Flower Garden quilt made by Ida's great-grandmother, Idabelle Mitchell.

Missing her mom, Ida felt that to learn more about quilting would help her feel close to her, so she took a class in Orange County near her work. Later she saw the stars that were in her mother's quilt in a quilt on the wall at Pieced with Love Quilt Shop, so she took the class and made a larger version of the stars using her mom's batiks.

Ida likes to make traditional and paper pieced quilts. She wants to learn free motion quilting, as does her husband, John. She appreciates all quilts and says she hasn't ventured into art quilts yet.

Idabelle and Jack Mitchell, her great grandparents, owned property near Highway 40 that included sandstone caves that contain all formations found in various other caves. Her grandparents gave the property to the state for a state park that has been closed for 8 years, but is having a grand re-opening next month. She and her family will be there as honored guests.

Ida found the guild five years ago through Dru Farrell who worked at the Quilter's Coop in Old Town. Ida looked the guild up, checked out the website, and came to the next meeting not, knowing anyone. Two years ago she decided it was time to get more involved. Since she has a heart for philanthropy, she was drawn to that and got to see 1st hand what a difference we make. She was particularly moved by the Christmas/Holiday party for the veterans and the sincere thankfulness they showed as they received our gifts.

She is thrilled that her daughter, Johanna, is now interested in quilting. For three years, Ida has been going to our retreats, and last year Johanna also came. They made 2 sizes of chicken quilts, which are hanging in Palumbo's Ristorante for the Quilt Walk.

Ida and family are active in church, where she works in the infant room one Sunday a month.


She is proud to be part of such a great guild with a big heart. Ida loves the classes and variety of things taught, and feels the importance of keeping the art of quilting alive and well.

Submitted by Marlene Oaks






Show & Tell



A few of
the Sept.
Show & Tell
quilts



SHOW & TELL MONTHLY THEMES;

Use as inspiration the next project! We always want to see completed quilts after workshops too!

October- Harvest, Pumpkins, Halloween quilts

November- Thanksgiving, appliquéd, or strip/string/crazy quilts

December- informal format of decorating the stage with your favorite December holiday quilts

Reminder: Snacks & Door Prizes



Birthday Month	Bring Door Prize	Bring Snack	Monthly Program
January	yes (plus Dec.)	yes (plus Dec)	Speaker
February	yes	yes	Speaker
March	yes	yes	Speaker
April	yes	yes	Speaker
May	yes	yes	Speaker
June	no (bring in Sept.)	no (bring in July) (board members to bring snacks)	Basket Bonanza
July	no (bring in Sept.)	yes (plus June)	Quilters "U"
August	no (bring in Sept.)	yes	Philanthropy Sew
September	yes (plus June-Aug)	no, (bring in October)	Guild Birthday Party
October	yes	yes (plus Sept.)	Speaker
November	yes	yes	Speaker
December	no (bring in Jan.)	no (bring in Jan.)	Holiday Party/Potluck



A week of late-night quilting has Mrs. Bobbins ready for Halloween.



Block of the Month

Block of The Month 2017: Block #10

Block is due at the November meeting.

This month we are continuing our color scheme for the year: black, white, the monthly birthstone color, and a shade (or tint) of that color. This month's color is pink, so your second color should be a red shade. Please look at the January newsletter for the color chart.

This block is called a water wheel and is a 9 patch variation. We encourage you to make two blocks, one to enter in the drawing and one to keep. Please sew with an accurate quarter inch. We are using a basic short cut method for the half-square triangle sections. You will need to trim them to size to allow for slight inaccuracies with the various levels of sewers we have. If you are accurate – cut $4\frac{7}{8}$ " squares, otherwise we have put 5".

Cut list -- For one block:

From both white & pink fabrics: One 5" squares; Four $2\frac{1}{2}$ " squares

From black fabric: Two 5" squares; Eight $2\frac{1}{2}$ " squares

From red fabric: Four $2\frac{1}{2}$ " squares

Assembling the block:

To make the half square triangle sections, draw a diagonal line on the back of white and pink 5" squares. Place each of these squares right sides together with a black 5" square. Sew $\frac{1}{4}$ " from each side of the drawn line. Cut on the drawn line. Press to the black. Use a ruler to square up these sections to $4\frac{1}{2}$ " squares.


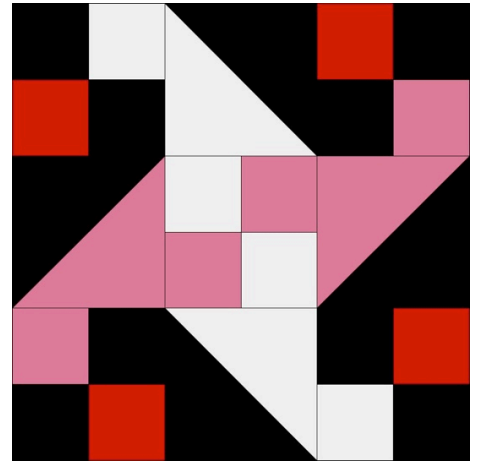
- Lay out pieces to match photo 3. Assemble the four patches in each corner and the center. Press to the darker fabric. Sew together in rows. Press toward the half square triangles. This will allow you to butt the seams to get a good fit when sewing rows together.

- Sew rows together.

- Press and using a $12\frac{1}{2}$ " square up ruler, trim to get a $12\frac{1}{2}$ " block. Repeat to make a second block!

This is great practice for half square triangles. Have fun!

Adriane Ridder & Shelly McNeely
Block of the Month Coordinators



Coming Up Next Month



November 14th Guild Meeting

Bob's Sharpening Service will be present to meet all your sharpening needs
HE WILL BEGIN TAKING ORDERS AT 6:00pm

Bob Myers from Cut-sharp will set up in the patio area where we enter. He is able to sharpen all kinds of tools, knives, scissors **AND ROTARY CUTTING BLADES**. We are offering this as a **service to our members, and he is donating 25% of the revenue back to the Guild**. So dig out those rotary blades, your sewing shears, dull kitchen knives & machetes and bring them to the meeting that night! Depending on the response, everyone should get his or her items back before going home.

W O R K



SCISSORS:

Home & Utility Scissors up to 5"	\$5.00
Knife edge scissors up to 5"	\$8.00

SEWING SHEARS:

Fabric Shears 5' to 8"	\$6.00
Large Fabric Shears over 8"	\$8.00
Pinking Shears up to 5"	\$6.00
Pinking Shears over 5"	\$8.00

ROTARY CUTTER BLADES

\$1.00 per blade

GARDEN TOOLS

Shovels, Hoes, Pruners, Loppers	\$6.00 to \$8.00
---------------------------------	------------------

FIXED BLADE KNIVES BASED ON BLADE LENGTH:

Under 6".....\$4.00	6" to 8".....\$5.00
8" to 12".....\$6.00	over 12".....\$7.00
Serrated up to 9".....\$6.00	Serrated over 9".....\$8.00

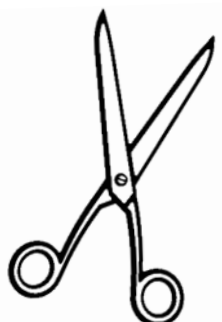
OTHER

Tweezers, veggie peelers	\$2.00
Pizza cutter, Ulu knife, Electric knives	\$7.00
Cleaver, Hatchet, Axe (per edge), Hunting knives over 5"	\$7.00
Machete	\$9.00

Other items by quote. He does not do salon shears, clipper blades or chain saw blades.

*Repairs & restoration: an additional charge may be made for very blunt knives, broken tips, chips and nicks, improperly sharpened (previously), long bolster.

Price quoted prior to commencing work. Typically, \$1.00 to \$5.00 upcharge.



Places To Go.....Quilts To See



- **SEPT. 8-OCT. 7, 2017: WEST COAST FIBER ARTS**
Exhibitions: Designing Weavers & Color-Bytes
Escondido Arts Municipal Gallery, 262 Grand Ave.,
Escondido
Tues: 11AM-5PM, Thurs-Sat: 11AM-4PM
INFORMATION: (760)480-4101, www.escondidoarts.org

(Besides being a quilter, our Guild member **Kathy Silva** is also a weaver! Look for her lovely double weave table runner at this exhibition)

- **SEPT. 23-OCT. 7, 2017: OLD TOWN TEMECULA QUILT WALK**
Quilts displayed inside designated shops in Old Town Temecula
INFORMATION: www.valleyofthemistquilters.com
- **OCTOBER 7, 2017: OLD TOWN TEMECULA OUTDOOR QUILT SHOW**
Saturday, 10 am -4 pm Quilts hung all over Old Town Temecula
10 am-12:30 pm: Small Quilt Silent Auction, 1 PM Large Quilt Live & Streaming Auction
Vendors, Opportunity Quilt, Challenge Quilts, Featured Quilter: Peggy Martin
INFORMATION: www.valleyofthemistquilters.com
- **OCTOBER 7 & 8, 2017: IDYLLWILD QUILT SHOW**
"BACK IN THE DAY"
Quilts, Apron challenge, door prizes, vendors, theme gift baskets, opportunity quilt
Sat. & Sun. 10 AM-4 PM \$7 Admission (spouses free)
Buckhorn Camp, 24641 Hwy. 243, Idyllwild, CA
- **NOVEMBER 3 & 4, 2017: FALLBROOK QUILT SHOW**
"QUILTED TREASURES"
Quilts, Vendors, Auction, Holiday Boutique & Country Store
Fri. & Sat. 10 AM - 4 PM
SonRise Christian Fellowship, 463 S. Stage Coach Lane, Fallbrook, CA
INFORMATION: www.fallbrookquiltguild.com





Bonnie E. Hallett
Affordable—Starting at .01 per inch
Fast Turnaround—Usually under 2 weeks
Computer guided Pro-Stitcher

**Hallett's Quilting
Service**

35109 Highway 79 #212
Warner Springs, CA 92086
760-782-3763
hallettb@att.net

COZY Creative CENTER

756 Jamacha Road, El Cajon, CA

Just 1.5 miles
south of
Interstate 8.
Take 2nd St
exit in
El Cajon.



619-670-0652

CozyQuilt.com

BERNINA
made to create

brother

**Handi
Quilter**
Inspired by a Quilter, for Quilters

**Koala
studios**

**accuquilt
GO!**
Signature
DEALER

Open 7 days
a week



**Are Your
Housing Needs
Changing?**

**Tarbell,
REALTORS**

If You Are Experiencing:

- An Empty Nest
- An Expanding Family
- A Divorce
- A Relocation
- A Probate

You may have questions about how these life changes can affect your decision to sell your home.



**Tarbell,
REALTORS**

**Adam
PIERSON**

(951) 733-4468

AdamP@tarbell.com
CalBRE Lic #02008956



**Adriane
RIDDER**

(626) 893-5647

AdrianeR@tarbell.com
CalBRE Lic #02008957

Service you deserve. People you trust.



**Don't wait! Call Today for a FREE Market
Analysis of your home's value.**

* If your home is listed, please disregard this notice. It is not intended to solicit other brokers listings.

I'd Rather Be Quilt' n

14 Years Long-Arm Machine Quilting
Professional Quality Work @ Affordable Prices
Custom/Pantographs
Pantographs Quilted Edge to Edge
Large Pattern & Thread Selection

Quilter's Dream Battings (100% Cotton, 70/30, poly, wool)
Warm & Natural Batting
Smoke-Free Environment

Ruth A. O'Neill

951-699-4887 Temecula



Quilts of Valor

Norma E. Enfield

P.O. Box 366

Murrieta, CA 92564

We are a 501(c)(3) non-profit organization

**Creating Comfort, Love & Respect
for our Veterans, one quilt at a time**

(951) 698-8791

quiltingtwin@verizon.net

www.QOVFTemecula.org

Moore's

Sewing Machines • Ceiling Fans • Vacuums
Specialists in Sales & Service
A Fourth Generation Family Business

Mission Viejo • 25390 Marguerite Pkwy. • (949) 580-2520

Orange • 2265 N. Tustin St. • (714) 279-6830

Huntington Beach • 15041 Goldenwest St. • (714) 899-3222

Corona • 591 N. McKinley St. #105 • (951) 736-5457

Victorville • 16210 Bear Valley Road • (760) 240-4477

Temecula • 26490 Ynez Road, Ste. F & G • (951) 297-3796

Outlet Center • 22532 Avenida Empresa, RSM • (949) 829-9459

www.moores-sew.com

Thank You for Supporting Our Advertisers

Fat Quarters Quilt Shop



728 Civic Center Dr.
(formerly Escondido Ave)
Vista, CA 92084
760-758-8308

www.fatquartersquiltshop.com

Monday thru Saturday 10:00 am – 5:30 pm
Closed on Sunday

Over 4000 bolts of the **NEWEST** fabrics!
Check out our 25% off Daily Sales!


Stop by and be inspired -
Meet your friends at Fat Quarters Quilt Shop!
Quilting the world together one stitch at a time since 1999!

Fantabulous Backs

Extra Wide Quilting Fabrics by the yard

Top designers like Kaffe Fassett,
Anna Marie Horner, Riley Blake
and many others.

Order online, via email or phone.



www.fantabulousbacks.com

619-804-6062

fantabulousbacks@gmail.com

[f](https://www.facebook.com/fantabulousbacks) [t](https://twitter.com/fantabulousbacks) @fantabulousbacks

For your convenience, we accept all major
credit cards or checks.



LONGARM CUSTOM QUILTING SINCE 1990

Where every quilt is a custom quilt

Quilters Budget Special

Choose from 10 of our custom
patterns for this special

Polyester batting included

Small size quilt	50" x 60"	\$30
Medium size quilt	60" x 75"	\$60
Large size quilt	75" x 92"	\$100

Backing fabric not included with special. Please have your backing ready for quilting. This special is not good with any other discount and does not include tax, shipping, or binding.

No limit, bring as many quilts as you wish.

Like us on Facebook
and Twitter and yelp

Quilting by Carrie Matheny
www.swirlsandcurlslongarmquilting.com

All major credit cards and Paypal accepted | swirlsandcurlslongarmquilting@gmail.com | 619.804.6062

For your convenience, we carry warm and natural batting and dozens of extra wide backing fabrics



To Advertise in this
Newsletter

Please Contact:
Cheri McDowell
mcdowell22@verizon.net

Valley of the Mist Quilters Guild

27275 Ynez Rd. #435 Temecula, CA 92592

Newsletter Editor: Cheri McDowell Webmaster: Tina Sandoval

votmq@yahoo.com

<http://www.valleyofthemistquilters.com>

Follow us on Facebook



MISSION STATEMENT

Formed in 1990, Valley of the Mist Quilters Guild is a non-profit charitable, educational and social organization in the Temecula Valley. We promote the knowledge of and appreciation for all aspects of quilting and fiber arts with an active philanthropy program.

Our Meeting Location

**Community
Recreation Center
30875 Rancho
Vista Rd.
Temecula, CA**

Exit the 15 Freeway at
Rancho California Rd.
and go East.
Go to Ynez Rd. and
turn right.
Go to Rancho Vista
Rd. and turn Left
The CRC is
approximately 1.5
miles on the right-
hand side.

**All Sewers
Welcome**



**DON'T
FORGET!**



**General
Meeting
Tues., Oct.
10th
@ 6:15 pm**



**Submit recipes
for Guild
Cookbook**



**Bring Veteran's
Donations**



**Sign up for
2018 Board
position!**



**Sign up for
Workshops**



**Bring \$\$ for
Monthly Mini,
op quilt &
merchandise**



**Board Meeting
Mon., Oct. 16
Prim.Gathering
6:30 pm**



**Bring Show
& Tell**



**Get newsletter
articles in
EARLY!**

