



Baste & Banter

Inside This Issue

April Program	1
President's Message	2
Programs	3
Block of the Month	4
Challenge Quilt	5
Philanthropy	6
Show & Tell	7
Opportunity Quilt & Brown Bag	8
Show & Tell / Places	9
Monthly Programs & FOR SALE	10
Patt's Workshop	11
Advertisers	12-13
Reminders	14



GET READY FOR PATT BLAIR!

Patt Blair, not to be confused with Major League Baseball's shortstop Pat Blair, is an artist-turned-quilter, emphasis on the artist. She lives in the mountain community of Mt. Baldy, California, and she is our guest speaker in April.

Pat has been involved in many art forms since she was a teenager, including brush and pen lettering, so you could be forgiven for confusing her with White House calligrapher Pat Blair. (And who knew there was such a position as "White House calligrapher" anyway?!) In any case, lettering skills aside, Patt was first an oil painter, and then a watercolorist.

She was introduced to quilting by friends she walked regularly with, and, intrigued, she looked into it. Although she has a great appreciation and respect for traditional quilting, Patt says she was "previously ruined" for that approach to quilting by long exposure to the expansive color choices afforded by traditional art media. As a result, she found fabric colors and choices to be very limiting. When she finally discovered a painting-with-dye class in 2001, she realized she could combine fabric with dyes, paints, even inks, and create textile-based works of art that way. By 2003, according to her website, she was "competing and placing in locally and nationally judged contests." Most recently, her art quilt Summer Hunt placed third in the Art, Critter category at Road to California in 2016.

Patt has been teaching her art quilting techniques since 2004, and we are pleased to welcome her to Valley of the Mist Quilters Guild.

The Meet & Greet with Patt is at **Palumbo's** in Old Town Temecula.

Tuesday, Apr 10
6:15, Social Time
6:45-9 Meeting



PRESIDENT'S APRIL MESSAGE



Happy Spring everyone! The year is now well under way, and hopefully you're all making things happening in your sewing rooms! Or where ever it is that you sew! One of these days I will have enough time to finally get my own sewing room set up to facilitate actual sewing in there. (In the meantime, I set up on the dining room table, like a lot of other people.) I have only finished 4 quilts this year, although I have three others in stages, so I'm looking forward to when I can legitimately say I have seven done.

We have to tackle a review of the guild's bylaws this year. The review committee will be chaired by our Parliamentarian, Shirley Brown. If you would like to be a part of the review process, please contact Shirley and let her know you are interested. The review may result in changes as minor as correcting typos that somehow got past the reviewers last time, or it may involve significant wording changes. In any case, a copy of the bylaws with all changes clearly marked will be made available for review by each of you.

While pondering the bylaw reviews, I have spent a lot of time considering the bylaws in their entirety, and the primary thing that concerns me is that we not lose sight of the fact that we are, first and foremost, a nonprofit entity. While of course we try to have as much fun as we can each month, and we are an inherently social group, the other two facets of our mission are far more important. Those two goals are to further quilting education in our members and the community at large (through our quilt show, mainly) and to be charitable—doing philanthropic good works. I really couldn't be prouder of the philanthropy work we do, between creating quilts and other items for those in need, but also raising money each year to donate to deserving organizations. As a nonprofit, these two things--education and charitable contributions—should drive us in all we do. I would ask each of you—from those who head up or serve on a committee to those who hold a board position, as well as those of you who come each month to enjoy the various speakers--to keep these goals in mind as you go about the work of the guild.

Thank you for all your donations to the ladies in need at our local domestic violence shelter, as well as your donations to our Basket Bonanza fundraiser in June. They are greatly appreciated!

Please consider coming to the monthly Philanthropy Committee meetings. They can always use extra help, whether you help cut kits or sew blocks together or put bindings on. In fact, it's pretty amazing how much work gets done with so little help. Yes! We need YOU! Also, please keep Philanthropy in mind as you sort things in your sewing room. If you conclude you will never get a kit sewn up or figure out what to do with a collection of fabric, hand it off to Philanthropy. Trust me, they'll figure it out, and they always need good fabric to use. If you have unused "masculine" fabrics you won't use, hand them off to Karen and Ida! "Masculine" fabrics do not have to depict a 68-point buck posing alertly in the forest—they mostly just need to NOT be feminine or juvenile.

Thanks for all your help and dedication.
Quilt on,

Ellen French, President

Programs

BONNIE HUNTER

JANUARY 9, 2018 Lecture: Addicted to Scraps

JANUARY 10, 2018 Workshop: Jared Takes a Wife

Addicted to Scraps! This Lecture takes you through Bonnie's years of scrap quilting and how she has organized her materials for an easily accessible work flow for quilting. Also includes discussion of trade tools that she has found to be helpful. Her patterns and supply lists are available for download on her site.

JILL SCHUMACHER

February 13, 2018 Lecture: Tips and Tricks for Machine Quilting

February 14, 2018 Workshop: Feathers and Background Stitches

Jill Schumacher is amazing in that she is an award-winning quilter AND she is an outstanding instructor! This is your opportunity to play with free-motion quilting and gain confidence.

JEAN IMPEY

March 13, 2018 Lecture: Finding Your Passion

March 14, 2018 Workshop: Spider Webs

Jean Impey resides in San Juan Capistrano, CA. She is passionate about quilting, speaking and teaching all levels of quilters. She teaches a wide variety of quilting classes.

PATT BLAIR

April 10, 2018 Lecture: What's My Line

April 11, 2018 Workshop: Media Mixer with Part

Patt is a talented artist and in multiple mediums. She is a wonderful teacher and many of our members have enjoyed her classes.

MIKE MCNAMARA

May 8, 2018 Lecture: The Quilts of Mike McNamara

May 9, 2018 Workshop: Magic Square

Mike likes to reinvent blocks and use them in new ways. Some of his recent projects included the Double Wedding Ring, Sunbonnet Sue, Pickle Dish, Drunkard's Path, Broken Dishes and Sunrays.

BASKET BONANZA

June 12, 2018: Annual In-House Fund Raiser. No speaker, no workshops

QUILTER'S UNIVERSITY

July 10, 2018: Members Mini-Workshops. No speaker.

PHILANTHROPY SEW-IN

August 14, 2018: Annual philanthropy sewing evening. No speaker, no workshops.

ANNUAL GUILD BIRTHDAY PARTY

September 11, 2018: Dessert challenge and challenge quilts. No speaker, no workshops.

MEMBER SHOWCASE

November 9, 2018: Lectures and Trunk Show of Members. No speaker, no workshops.

HOLIDAY PARTY

December 11, 2018: Holiday party and potluck. Optional gift exchange.

Block of The Month 2018: Block #4

April is here and so is block #4. This block is due at the May meeting. This is another nine-patch variation, but we were inspired by last month's speaker, Jean Impey. This is a simple friendship star variation but we are making simple by just cutting off the corners to make the star. This goes together really fast and if you are having trouble – you are thinking too hard!

The fabrics you need this month are our focus fabric – Effervescence – Wild by Robert Kaufman, your coordinating fabric based on the colors in the focus fabric, a black fabric and a white fabric.

We will be selling fat quarters of the focus fabric at the meetings for \$2 each. It should only take one fat quarter to make the twelve blocks for this year.

We encourage you to make two blocks, one to enter in the drawing and one to keep.

Cut list – For one block:

- Focus fabric: one $2\frac{1}{2}$ " X $5\frac{1}{2}$ " rectangle
- Coordinating fabric: four $4\frac{1}{2}$ " squares
- White fabric: four $4\frac{1}{2}$ " squares
- Black fabric: one $4\frac{1}{2}$ " square, three $2\frac{1}{2}$ " X $5\frac{1}{2}$ " rectangles




Assembling the block:

- Use the photos to get the color placement.
- After cutting your coordinating fabric (mine is orange), fold one block in half. Stack all blocks together **right sides up with the square with the fold marks on top. Refer to pictures 2 and 3.** Use a ruler with a $\frac{1}{4}$ " line or just eyeball it and line up the ruler so the cutting edge is $\frac{1}{4}$ " away from the fold mark on one side and $\frac{1}{4}$ " away from the bottom corner.
- Cut this corner off. Look at picture 3. This should give you the same angle for each of your star points.
- Sew the feature fabric and black rectangles to the trimmed color squares. See picture 4 (photo is zoomed in): line up the long edge of $2\frac{1}{2}$ " X $5\frac{1}{2}$ " rectangle along the cut you made in the last step. Just have the tip of the rectangle ($\frac{1}{4}$ ") hang over the top edge. Press toward the color fabric.
- Trim these squares to $4\frac{1}{2}$ " square as in picture 5.
- Layout pieces in correct order as shown in photo one.
- Using a precise $\frac{1}{4}$ " seam allowance and right sides together, sew the horizontal rows together. Alternate pressing of seams to allow the to nest against each other in the next step.
- Keep rows in order and now sew rows together. If pressed correctly, the seams should nest and help patches aligned.
- Press seams and square the block to $12\frac{1}{2}$ " x $12\frac{1}{2}$ ". Repeat to make a second block to keep!

Don't worry if the stars are a little wonky – that is part of their charm.

Adriane Ridder & Shelly McNeely

Block of the Month Coordinators



2018 Valley of the Mist Quilt Guild Challenge

Cats & Dogs



Prizes

Prizes

Prizes

Judging Categories

1. Originality
2. Creativity
3. Workmanship

Rules:

- Each member may enter 1 quilt in challenge.
- Quilt must have been made since September of 2017.
- There is no minimum size of quilt. Maximum, no bigger than 240" perimeter (see me if it is).
- Quilt must be made of fabric, made by hand or machine, sandwiched with batting and quilted.
- Quilt must have label with name and date. This must be covered with blue painters tape at judging time.
- Please sign up for challenge with Sandy Besanson at guild meetings January 9 - August 14.
- Quilts must have a cat or dog or both "Cats and Dogs," as many as you want, must be main perspective.
- No group quilts.

Questions:

Call or email me,

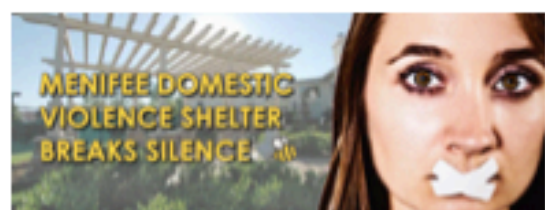
Sandy Besanson

951) 294-8030

sandybesanson@gmail.com



Philanthropy News – for April 2018



Click on the picture on the right and the video will pop up or use the link below.
https://youtu.be/hSD_zU8GWB1 from an interview by Meniffee Buzz.

Each month we will focus on a different organization that we are supporting. This month we will finish up with the Alternatives to Domestic Violence (ADV). We have attached a YouTube video from an interview with Florence White, CEO of ADV, Meniffee. If you look at the first 4 minutes you can see the actual facility, followed by the 20-minute interview if you wish.

We will continue to collect items for ADV according to the chart below. We delivered the sewing and arts/craft supplies plus all of your other donations. We looked at the room they are dedicating for sewing and arts/crafts. The residents are sorting and organizing the space themselves, but we will be going back in to look at the room and see what else is needed. Please bring your ADV items to the Philanthropy area.



Month	Collections for Alternatives to Domestic Violence
April	Cleaning supplies: Bleach, all purpose cleaner, Lysol, toilet bowl cleaner, glass cleaner, sponges.
May	Art Supplies: Colored Pencils, crayons, coloring books, children's scissors, colored paper; beading supplies; card making supplies.
June	Office supplies: copy paper, Printer Ink HP 8720 and 8600, tape, pens and pencils.
July	Body wash, hand soap, bar soap, shampoo, conditioner, toilet paper, paper towels.

We have had a few new ladies join us on Saturday workdays, and that helped us prepare kits, add borders to increase quilt size, and cut batting/backing. We welcome any who want to come. They do not need to be members of the Guild if you have a friend who would like to join you, and we are also able to sign off on school volunteer hours.

NEEDS: WE ARE STILL IN NEED OF DONATIONS OF MALE APPROPRIATE FABRICS in 2 yrd + CUTS

Next Philanthropy Workday:

Saturday April 28th: 10:00-3:00
 Assistance League - 28720 Via Montezuma
 Temecula, CA 92590

MILE-A-MINUTE DEMONSTRATION By Gloria Bachmann

Come and see how to use up all of those odd pieces,
 triangles and strips.
 Bring all sewing or cutting supplies, your lunch and
 drinks.

Call Karen Wurfel for more information:
 661-733-4037 or email: kjwurfel@gmail.com



Opportunity Quilt

We will have representatives from the **Beach Cities Quilt Guild** in Mission Viejo visiting us in April with their opportunity quilt. Please bring a little extra money to buy a ticket or more from them. **We like to support our sister guilds in their efforts.** I will be taking **Flora Talavera**, our opportunity quilt, to Mission Viejo on April 12th for their monthly meeting. They have always been generous in buying tickets to support us. I also have our guild logo pins for sale and tote bags with our name and logo. Stop by and see me for pins or totes and to pick up your packet of opportunity quilt tickets if you haven't already done that.

Gloria Bachmann



Brown Bag & Basket Bonanza



Just two months until our Brown Bag event! I cannot thank you enough for your generosity so far, this guild is really amazing. Keep cleaning out your sewing rooms and I will be in the back, at our guild meeting, collecting your donations. I think this is going to be an exciting evening. I hope all of the friendship groups are working on their baskets as this has proven to be one of the best parts of the evening! So far their baskets have been beyond creative and amazing !

Thank you all in advance for your assistance in this endeavor!

Sherry Riddle

Charm Strips

Hello my fellow Quilters and Happy Spring!

April's Theme is **Moda's Grundge**.

We have 14 people signed up to exchange, please remember to cut your quilt store-quality fabric at 2.5 inches X the width of the fabric. Please group your sets of three strips together and tag with your initials. It makes separating them so much easier for us. Please include a bag with your name on it as well.

NOTE: The theme for May is Fall Fabrics and Colors

Sign-ups for May's Fabric are still open. Come visit our table and add your name to the list!

Happy Quilting,

Janice Quackenbush & Georganne Beebe



Merchandise Table

Congratulations to the following winners of the themed baskets. **Gloria Bachmann** for "Jelly Bean Critters", **Laurie Gonzalez** for "Irish Green", **Charlotte Carpenter** for "Clovers Galore", **Ida Colvin** for "Rag Quilt Kit" and **Linda Harlander** for "Walk in the Hills". Look for Spring time themed items at the upcoming meeting. Tickets are only a \$1 each or 7 tickets for \$5. It's a fun way to support the Guild and you could also be a lucky winner!!

Please keep the Merchandise Table in mind as you are sorting through your all of your fabric stashes, books, notions and other quilt materials. New and gently used items are gladly accepted and appreciated. We had a St. Patrick's Day and Easter theme at our last meeting. Our table earned \$131 at the March meeting. Thank you to all participants!!

See you at the April meeting!

Jeanette Stevens and Elaine Giometti



Show & Tell

Thank you all for the many quilts that you showed last month, it was a thrill to see them. An important part of our monthly meetings is our inspirational Show & Tell. The #1 "Most Interesting and Fun" agenda item is the Show & Tell portion. We all love seeing our members' projects develop. We also offer a prize at the end of the year with chances to win offered for every quilt that you bring to show.

We have staging tables in the back to display your quilts for the entire meeting. When it's time for Show & Tell, bring your quilt(s) and line up at the stage steps. Please Your Name and, the Quilter's name and then share any interesting facts about your work. We will help display your Quilt while you present it to the Group.

For April, please bring your **Easter themes, Spring flowers, pastels and garden quilts** or anything else that you may be working on. Next month being May, we encourage you to bring Cinco de Mayo or Mother's Day themed quilts.

We look forward to hosting the monthly Show & Tell! See you April 10th.

Dot Demmin and Liz Lehner
951.461.2443



Places to Go, Quilts to See

L.A. COUNTY QUILTERS GUILD

Friday, April 27, 2018 from 9am - 5pm

Saturday, April 28, 2018 from 9am - 3 pm

Greek Orthodox Church of Long Beach, 5761 E Colorado Street, Long Beach, CA

"Quilts: From the Bolt to the Bed"

Featuring: Jeannette Krebsbach

2018 CHULA VISTA QUILT SHOW

Friday, May 18, 2018 from 10am - 4pm (\$5 Entrance 'Donation')

Saturday, May 19, 2018 from 10am - 4pm (\$5 Entrance 'Donation')

Community Congressional Church's Bradley Hall, 276 F Street, Chula Vista, CA

Show Floor to feature over 150 quilts and display items from local artists

Second Floor to feature a Vender and Craft Mall

Key Raffle Item: "Fan-tastic!" Opportunity Quilt (\$1/chance or 5 chances/\$6)

BEACH CITIES QUILTERS GUILD

FANTA-SEA OF QUILTS QUILT SHOW

June 2, 2018 from 10am - 5pm (\$10)

June 3, 2018 from 10am - 4pm (\$10)

Soka University Gymnasium, 1 University Drive, Aliso Viejo, CA

Quilt Show w/ Merchant Market, Opportunity Quilt Drawing, Auction* and More

***AUCTION at 1pm on Saturday the 2nd**

Monthly Program & Room Set Up

Valley of the Mist Quilter's Guild Program and Room Set-Ups

	Jan	Feb	Mar	Apr	May	Jun	Jul	Aug	Sep	Oct	Nov	Dec
Program	Speaker	Speaker	Speaker	Speaker	Speaker	Basket Bonanza	Quilter's University	Phil. Sew-In	Challenge Quilt	Speaker	Member Showcase	Holiday Party
Block of the Month	yes	yes	yes	yes	yes	no	no	no	yes	yes	yes	no
Challenge Quilt	yes	yes	yes	yes	yes	no	no	no	yes	no	no	no
Charm Strips	yes	yes	yes	yes	yes	no	no	no	yes	yes	yes	no
Door Prizes	yes	yes	yes	yes	yes	no	no	no	yes	yes	yes	no
Library	yes	yes	yes	yes	yes	no	no	no	yes	yes	yes	no
Merchandise Table	yes	yes	yes	yes	yes	no	no	no	yes	yes	yes	no
Monthly Mini	yes	yes	yes	yes	yes	no	no	no	yes	yes	yes	no
Opportunity Quilt	yes	yes	yes	yes	yes	yes	no	no	yes	yes	yes	no
Philanthropy	yes	yes	yes	yes	yes	no	no	no	yes	yes	yes	no
Show & Tell	yes	yes	yes	yes	yes	yes	yes	no	yes	yes	yes	no
Refreshments	yes	yes	yes	yes	yes	yes	yes	yes	yes	yes	yes	yes
						Board provides			Dessert contest			Members Potluck

NOTICE, FOR SALE!



A friend of the GUILD has a JUKI overlock machine model #MO643DE for sale. She is asking \$500.00 OBO.

Please contact Gloria Bachmann at 951 696-8253 if you are interested.

PATT BLAIR'S WORKSHOP



Can you believe this little quilt top is created using fabric, napkin and Kleenex tissues, stamps ,stencils, marking pens and pencils? You will design your own whimsical version of what you chose to adhere to fabric. All will be beautiful. I will bring several types of napkins, tissues, and stamps for you to play with but I encourage you bring something you love too. You'll chose items, lay them around on your fabric piece 'til you are 'happy', then adhere them to your art quilt top with my instruction.

PATT'S KIT includes the items on the SUPPLY LIST and **is available for \$15**. The workshop is on Wednesday, April 11, from 10am to 4pm at the Glen Oaks Hills Community Club House, 40101 De Portola, Temecula, CA 92592.

Student Supply List

- A smooth surface white trash bag-like kitchen size 13 gal. to protect work table
- A few paper towels for clean up - hand wipe
- Small amount of painters or masking tape
- Plastic throwaway plate (any size, white is best)
- A black Pigma Pen (I like smaller point ones but bring what you own)
- Appx. ¼ yard freezer paper to use as a stencil and/or palette
- Small Paper scissors
- Stencil brush
- A zip loc type bag or equivalent to protect and transport your finished piece home.
- a small throwaway magazine to be used as a glue application surface.

DESIRABLE : Things you already own

- A printed napkin or 2 you might love, a couple interesting stamps you already own, stamp pad, even interesting tissue paper, newspaper images (I'll be bringing some).
- Any stencil or rubber stamp you want to play with
- If you have one with you, a few shareable classroom hair dryers will be helpful.
- 1 or 2 Shiva paint sticks (the metallic and neutral tones work well for this) .4.
- A few choice Prismacolor pencils you already own. I'll bring some.
- A Brayer if you already own one.(Brayers will roll added images flat).
- A flat paint brush (approx 1/2" to 3/4" wide)
- A used tea bag, dried, cut open and emptied...i.e. just the tea bag tissue

Patt will provide the following materials:

- A Materials Fee will be payable to Patt in class by check or cash :
- Prepared fabric piece
- Matte Medium
- Choice of assorted stamped tissues, napkins, papers
- Class instructions.
- A collection of Misc. media supplies for use in class.
- 1" foam brush per student

Please Support Our Advertisers



Bonnie E. Hallett

Affordable—Starting at .01 per inch
Fast Turnaround—Usually under 2 weeks
Computer guided Pro-Stitcher

**Hallett's Quilting
Service**

35109 Highway 79 #212
Warner Springs, CA 92086
760-782-3763
hallettb@att.net

COZY Creative CENTER

756 Jamacha Road, El Cajon, CA

Just 1.5 miles
south of
Interstate 8.
Take 2nd St
exit in
El Cajon.



619-670-0652

CozyQuilt.com

BERNINA
made to create

brother

**Handi
Quilter**
Designed by a Quilter, for Quilters

**Koala
studios**

GO!
Signature
DEALER

Open 7 days
a week

**Are Your
Housing Needs
Changing?**

**Tarbell,
REALTORS**

If You Are Experiencing:

- An Empty Nest
- An Expanding Family
- A Divorce
- A Relocation
- A Probate

You may have questions about how these life changes can affect your decision to sell your home.

We Can Help You Find The Answers

Together, we can:

- Analyze the Current Value of Your Property
- Determine if This is a Good Time to Sell
- Maximize the Return on Your Investment
- Discuss How to Prepare Your Property for Sale
- Locate Your Next Home
- Consider Options to Keep the Property as a Rental

**Adam
PIERSON**
(951) 733-4468
AdamP@tarbell.com
CalBRE Lic #02008956

**Adriane
RIDDER**
(626) 893-5647
AdrianeR@tarbell.com
CalBRE Lic #02008957

Service you deserve. People you trust.

* If your home is listed, please disregard this notice. It is not intended to solicit other brokers listings.

**Don't wait! Call Today for a FREE Market
Analysis of your home's value.**


I'd Rather Be Quilt' n

14 Years Long-Arm Machine Quilting
Professional Quality Work @ Affordable Prices
Custom/Pantographs
Pantographs Quilted Edge to Edge
Large Pattern & Thread Selection

Quilter's Dream Battings (100% Cotton, 70/30, poly, wool)
Warm & Natural Batting
Smoke-Free Environment

Ruth A. O'Neill

951-699-4887 Temecula



Quilts of Valor

Norma E. Enfield

P.O. Box 366

Murrieta, CA 92564

We are a 501(c)(3) non-profit organization

**Creating Comfort, Love & Respect
for our Veterans, one quilt at a time**

(951) 698-8791

quiltingtwin@verizon.net

www.QOVFTemecula.org

**To Advertise in this
Newsletter
Please Contact:
Sheri Eramo
Inerm@aol.com**

Thank You for Supporting Our Advertisers

Fat Quarters Quilt Shop



728 Civic Center Dr.
(formerly Escondido Ave)
Vista, CA 92084
760-758-8308

www.fatquartersquiltshop.com

Monday thru Saturday 10:00 am – 5:30 pm
Closed on Sunday

Over 4000 bolts of the **NEWEST** fabrics!
Check out our **25% off Daily Sales!**


Stop by and be inspired -
Meet your friends at Fat Quarters Quilt Shop!
Quilting the world together one stitch at a time since 1999!

Fantabulous Backs

Extra Wide Quilting Fabrics by the yard

Top designers like Kaffe Fassett,
Anna Marie Horner, Riley Blake
and many others.

Order online, via email or phone.



www.fantabulousbacks.com

619-804-6062

fantabulousbacks@gmail.com

[f](https://www.facebook.com/fantabulousbacks) [t](https://twitter.com/fantabulousbacks) @fantabulousbacks

For your convenience, we accept all major
credit cards or checks.



LONGARM CUSTOM QUILTING SINCE 1990

Where every quilt is a custom quilt

Quilters Budget Special

Choose from 10 of our custom
patterns for this special

Polyester batting included

Small size quilt	50" x 60"	\$30
Medium size quilt	60" x 75"	\$60
Large size quilt	75" x 92"	\$100

Backing fabric not included with special. Please have your backing ready for quilting. This special is not good with any other discount and does not include tax, shipping, or binding.


No limit, bring as many quilts as you wish.

Like us on Facebook
and Twitter and yelp

Quilting by Carrie Matheny
www.swirlsandcurlslongarmquilting.com

All major credit cards and Paypal accepted | swirlsandcurlslongarmquilting@gmail.com | 619.804.6062

For your convenience, we carry warm and natural batting and dozens of extra wide backing fabrics



Reminders

Valley of the Mist Quilters Guild

27275 Ynez Rd. #435 Temecula, CA 92592

Newsletter Editor: Diane Lapio Webmaster: Tina Sandoval

votmq@yahoo.com

<http://www.valleyofthemistquilters.com>

Follow us on Facebook



MISSION STATEMENT

Formed in 1990, Valley of the Mist Quilters Guild is a non-profit charitable, educational and social organization in the Temecula Valley. We promote the knowledge of, and appreciation for, all aspects of quilting and fiber arts with an active philanthropy program.

Our Meeting Location

**Community
Recreation Center
30875 Rancho
Vista Rd.
Temecula, CA**

Exit the 15 Freeway at
Rancho California Rd.
and go East.
Go to Ynez Rd. and
turn right.
Go to Rancho Vista
Rd. and turn Left
The CRC is
approximately 1.5
miles on the right-
hand side.

**All Sewers
Welcome**

HERE ARE THE IMPORTANT THINGS FOR APRIL!

General Meeting: Tuesday, April 10, 2018 @ 6:45pm

**Board Meeting: Monday, April 16th, 2018 @ 6:30pm at
Primitive Gatherings**

April Birthdays: Please bring a snack and a door prize.

Bring your latest quilt to share with us at SHOW & TELL

**Please choose to join the Board, MANY positions are
still available.**

