



# Baste & Banter

## Meet Mike McNamara



**Mike McNamara** (call him "Mac") is our May speaker, and he has traveled down to us from San Francisco. He is a very creative quilter with many interests (such as puzzle solving, poetry and other literary pursuits, and art and quilt history), all of which have no doubt influenced his quilt making journey.

Mac's quilt making is prolific and eclectic, incorporating emotion, curves, spontaneity and reinterpretation being more the norm than standard geometrics and straight lines. It is more important to him that his quilts express emotion and meaning rather than following standard quilt show judging guidelines. He's said that he considers a quilt a success "if it makes people laugh, or if it makes people say, 'Hey, that looks like kids made that quilt.' I love kid art."

Mac made his first quilt in 1976, by hand, from materials not usually found in quilts. As his quilting progressed, he was eventually involved in the Names Project (the AIDS Memorial Quilt). He has made many quilts for lost friends, and he has helped many other people make panels for their lost loved ones.


Making quilts to help others is also important to Mac. He helps make quilts for those in need, from veterans to disaster victims to women and children in shelters, as well as to assist fundraisers in his community.

Mac is a member of both the Northern California Quilt Council (NCQC) and the Southern California Council of Quilt Guilds (SCCQG). He is also a member of the Pajaro Valley Quilters' Assoc. in Santa Cruz as well as the Quilters' Connection of Watertown, MA.

We look forward to his presentation and workshop! Please make him feel welcome.

There is a **Meet & Greet with Mike** at Rustico's Ristorante and Pizzeria (29940 Hunter Rd. Ste. 102) at 4:30 pm, in Murrieta! Please contact **Shelley Wilson** to make your reservation!

[shelley.gbt@gmail.com](mailto:shelley.gbt@gmail.com)



### Inside This Issue

May Program	1
President's Message	2
2018 Programs	3
Block of the Month	4&5
2018 Cookbook	5
Workshop Info	6
Library Display & 2018 Quilt Show	7
Quilt Show Survey	8
Charm Strips & Merch Table	9
Challenge Quilt	10
2018 Board	11
2019 Retreat	12
Opportunity Quilt & Basket Bonanza	13
Show & Tell and Quilts To See	14
Announcements	15
Door Prizes & Set-Up	16
Advertisers	17&18
Reminders	19

**Tuesday, May 8**  
**6:15, Social Time**  
**6:45-9 Meeting**

## President's Message



I am sorry to miss the guild meeting this month, but I know Shelley Wilson will handle the meeting very well in my absence! I will be in Ohio, visiting my quilting buddy Jay Johnson, near Cincinnati. We will spend the time sewing, snacking, laughing, and shopping for more fabric! I promise to bring my door prize and snack to the June meeting.

I will be working on the 2019 Opportunity Quilt, which the Board approved in April. The pattern is "Ohmigosh!" by the late Susan Garman. You can google it. Deanna Carpinelli tells me it's a hot pattern right now, with versions of it all over Pinterest and Instagram. It has almost 10,000 pieces! Insane, yes? That's why it's called Ohmigosh! I'll be getting some

help from Rita Dominguez and Lynn Korito.

I thought I should say a few words about the issue of copyright as it relates to quilt patterns. I work in a quilt shop that sells a lot of patterns. Most of them are the intellectual property (that's what it's called in the field of law) of my boss, Lisa Bongean. We have signs all over the store asking people to please refrain from taking pictures of quilts hanging up unless they have purchased the pattern. This is to protect the copyrights of the people who designed those quilts.

In the course of many conversations with quilters over the years, I've found that many of them do not understand the details of copyright, and many also don't understand why we can't let them take pictures in the store. Some people only want to take a picture in order to remember fabric choices, for example. And if you're buying the pattern, then you may do so. Other people want that picture so they can go home and re-create the quilt for themselves without buying the pattern. This is wrong, unfair to the designer, and illegal besides. In any case, the person who designed the pattern and went to the trouble to calculate fabric quantities and write out all the directions owns the rights to the image and its written directions.

Many people believe that a guild has the right to copy patterns without permission simply because it's a guild, or that it's okay to copy patterns because it's for an educational purpose. Neither is true. A pattern designer might grant written permission to make a limited number of copies of a pattern so an opportunity quilt might be made by a lot of people working on it, but then again, she or he might not. Another common misunderstanding is that you can take someone else's pattern and change some percentage of it and now it's yours. The percentage always varies. I've heard everything from 5% to 15%. Again, **not true**. If the first pattern was someone else's original idea, changing 15% of the details doesn't make it yours. Now if it's an old, common pattern in the public domain (no copyright attached), such as the log cabin, shoo-fly, Ohio Star, etc., you may certainly design a pattern using that block without worry. But you need to create the directions on your own, from the ground up, yourself. I mention this because I've recently found a pattern by a local pattern designer, which is very clearly a complete copy of an original pattern by designer Carrie Nelson (Miss Rosie's). The fabrics have changed, and very little else. Compared side-by-side, one has been clearly hijacked from the other. Very wrong.

Borrowing or loaning patterns—that's legal—but do not copy them. Remember: the designer is trying to make a living. Help her (or him) do that by paying for your pattern.

Quilt on!

Ellen French, President





## 2018 Programs



### BONNIE HUNTER

**January 9, 2018 Lecture:** Addicted to Scraps

**January 10, 2018 Workshop:** Jared Takes a Wife

Addicted to Scraps! This lecture takes you through Bonnie's years of scrap quilting and how she has organized her scraps and leftovers to be easily accessible and workable into her quilt making. Also includes discussion of tools of the trade that she finds helpful in scrap quilting. You can download the pattern and supply list from the Bonnie Hunter website.



### BECKY McDANIEL

**February 13, 2018 Lecture:** My Appliqué Journey

**February 14, 2018 Workshop:** Paper Pieced Crazy Cushion

This project is paper pieced with 3 different pattern designs: Star Jasmine, Pineapple (Not showing) and flying geese. It has a zipper & strap for carrying to wherever you need to have a cushion! The finished size is 16" x 16" x 3".



### JEAN IMPEY

**March 13, 2018 Lecture:** Finding Your Passion

**March 17, 2018 Workshop:** Spider Webs

Jean Impey resides in San Juan Capistrano, California. She is passionate about quilting, speaking and teaching all levels of quilters. She teaches a wide variety of quilting classes.



### PATT BLAIR

**April 10, 2018 Lecture:** What's my Line

**April 11, 2018 Workshop:** Media Mixer with Patt

Patt is a talented artist and works in multiple mediums. She is a wonderful teacher and many of our members have enjoyed her classes.



### MIKE MCNAMARA

**May 8, 2018 Lecture:** The Quilts of Mike McNamara

**May 9, 2018 Workshop:** Magic Square

Mike likes to re-invent blocks or give them a new setting, such as Double Wedding Ring, Sunbonnet Sue, Pickle Dish, Drunkard's Path, Broken Dishes, Sunrays, to name a few.

### BASKET BONANZA

**June 12, 2018:** Annual in-house fund raiser. No speaker, no workshops

### QUILTERS UNIVERSITY

**July 10, 2018:** Member Mini Workshops. No speaker

### PHILANTHROPY SEW-IN

**August 14, 2018:** Annual philanthropy sewing evening. No speaker, no workshops.

### ANNUAL GUILD BIRTHDAY PARTY

**September 11, 2018:** Dessert challenge, & challenge quilts. No speaker, no workshops.



### JILL SCHUMACHER

**October 9, 2018 Lecture:** Tips and Tricks for Machine Quilting

**October 13, 2018 Workshop:** Feathers & Background Stitching

Jill Schumacher is amazing in that she is an award-winning quilter AND she is an outstanding instructor! This is your opportunity to play with free-motion quilting and gain confidence.

### MEMBER SHOWCASE

**November 9, 2018:** Lectures and Trunk Show of Members. No workshops.

### HOLIDAY PARTY

**December 11, 2018:** Holiday party potluck and optional gift exchange

# Block of the Month

## Block of The Month 2018: Block #5

Here we go, block number five. I can't believe we are almost half way through the year. This block isn't due until the September meeting. This is a simple nine-patch variation, but it does have eight half-square triangles. We are going to teach you a simple method to make the eight from one square of each color. If you want to make it the one square at a time way, then you need to cut four  $2\frac{7}{8}$ " squares of both the white and the black fabric and skip cutting the one 6" square of each.

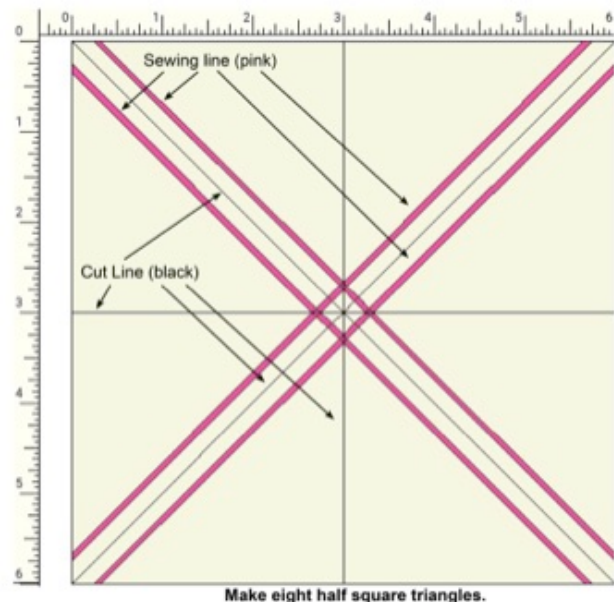
The fabrics you need this month are our focus fabric -- Effervescence -- Wild by Robert Kaufman, your coordinating fabric based on the colors in the focus fabric, a black fabric and a white fabric.

We will be selling fat quarters of the focus fabric at the meetings for \$2 each. It should only take one fat quarter to make the twelve blocks for this year.

We encourage you to make two blocks, one to enter in the drawing and one to keep.

### Cut list -- For one block:

Focus fabric:	four $2\frac{1}{2}$ " squares
Coordinating fabric:	four $2\frac{1}{2}$ " X $4\frac{1}{2}$ " rectangles
White fabric:	four $2\frac{1}{2}$ " X $4\frac{1}{2}$ " rectangles, one $4\frac{1}{2}$ " square, and one 6" square
Black fabric:	four $2\frac{1}{2}$ " squares, and one 6" square



### Make 8 half-square triangles. (Refer to illustration above on the right.)

- Draw diagonal lines from each corner on the wrong side of the white, 6 inch square piece of fabric.
- Lay this on top of the black 6 inch square of fabric, right sides together. Pin the two together near the edge, at the midpoint of each side.
- Sew,  $\frac{1}{4}$ " away from the drawn lines on each side of the line as shown by the pink lines in the illustration.
- Take out the pins and place on cutting mat so you can make all cuts without lifting the square. Make the four cuts shown in the illustration – first cut vertically, 3 inches from one side, then horizontally, 3 inches from the bottom, finally make the two diagonal cuts between the sewn lines.
- Press the eight half-square triangles toward the black fabric. Trim to  $2\frac{1}{2}$ " square if oversized.

### Assembling the block:

- Use the block photo for color placement and watch orientation carefully at each step.
- Assemble the corner four-patches using 2 half-square triangles, one black  $2\frac{1}{2}$ " square & one focus fabric  $2\frac{1}{2}$ " square for each corner. Press away from the focus fabric.
- Assemble the two-patch units using the rectangle pieces. Place a color piece with a white piece and sew the long seam.



## Block of the Month, con't.

Press away from the color.

- Layout pieces in correct order as shown in the block photo.
- Using a precise 1/4" seam allowance and right sides together, sew the horizontal rows together. Alternate pressing of seams to allow them to nest against each other in the next step.
- Keep rows in order and now sew rows together. If pressed correctly, the seams should nest and help patches align.
- Press seams and square the block to 12 1/2" x 12 1/2". Repeat to make a second block to keep!

Remember this block isn't due until September because of the summer schedule. If you have any problems or questions, please give either one of us a call.

Adriane Ridder & Shelly McNeely  
Block of the Month Coordinators

## "We're Cookin' " Cookbook Contest



**Thank you** all for your wonderful support! We have reached our goal of **300 recipes!** I had promised to re-open the book until May 31st. However, we received a sizable discount if all materials were submitted by that date. I apologize for the change.

*Here's where we are to date:*

- 27 appetizers
- 49 soups & salads
- 30 veggies and sides
- 86 main dishes
- 37 breads
- 49 desserts

P.S. I have one recipe without an author's name. If you provided a recipe for **Blueberry Scones**, please let me know via email so I can input your name!

[shirleyelainebrown@gmail.com](mailto:shirleyelainebrown@gmail.com)

# Workshop

Mike's workshop will be held on May 9, 2018 from 10am to 4pm at the Glen Oaks Clubhouse, located at: 40101 De Portola, Temecula.

## Magic Square

**The Magic Square** is a very fun design to use as a block or to use as fabric in a quilt. I'll explain at the lecture and workshop. It is simply a device to manipulate fabric. It can result in blocks to make an entire quilt, or it can be used as "fabric" to add to your arsenal of quilt-making tools.

Many, many (many) moons ago Sylvia Einstein showed me this device or block. We hadn't found it in any treasury of quilt-making blocks or devices. However, Sylvia liked it so well she kept using it and named it Magic Square (see URL below). It is an old-timey device that has been used since quilt-making has been around – I presume. Whatever, this device is for those who have a love of puzzles and making quilts where the typical block is not easily discerned – think Japanese Pine Bark (Japanese Jigsaw – see URL below).

### What to bring to class:

Sewing machine and its accoutrements  
Cutting board and rotary cutting tool  
Medium sized ruler  
A love of puzzles.

**For fabric:** first exercise bring nine 9-inch squares. Five of these 9-inch squares are the same fabric. The other four 9-inch squares should be four different fabrics that play well together and show contrast.

Fabric for following exercises: since we'll be improvising or choosing our next size, just bring more fabric, fat quarters (about 20 ?) would be just fine, but bring fabric you like to use.

Lunch time: ugly fabric contest. All students should bring in a fabric that is ugly to them, or at least difficult to use. We'll see who wins.

### Reference:

Sylvia Einstein Quilts

<https://www.pinterest.com/sandycoop/sylvia-einstein/>

Sylvia Einstein Magic Square

<https://www.pinterest.com/pin/131589620337181341/>

Tracey Brookshier Japanese Jigsaw:

<https://www.pinterest.com/pin/369647081893361924/>



## Mellman Library Display

### To our Members:

This year VOTMQG is, again, scheduled to exhibit small quilts at the Grace Mellman Community Library. Quilts are exhibited in the library rotunda beginning Sept. 1st and continuing through Oct. 5th. On Friday, Oct. 5th, the day before the outdoor Quilt Show, the quilts are taken down and returned to their respective quilters, as per their instructions.

Maximum size approximately: 26" x 48"

Minimum size approximately: 16" x 20"

If you have any questions and/or have a quilt you would like to display that fits the criteria, please contact me.

Annette Fecteau  
951.699.5665  
[nettiesniche@yahoo.com](mailto:nettiesniche@yahoo.com)



## 2018 Quilt Show

**The 2018 Quilt Show is Saturday, October 6, from 10am to 4pm.**

This year, we will be having the challenge quilts on display at the Temecula Convention Center courtyard. The Convention Center will have vendors and the small quilts that will be sold.

We would like baby and lap quilts into their own category to sell them outright from our own vendor booth!! You'll set the price for your quilt and then be able to get up to 50% back as maker.

The live auction will sell our bed-sized quilts, twin size through king size. Wall quilts and mini's will be sold at our small quilt auction along with table runners and totes.

It is important that all of us plan to display our quilts in the show. Please do not think we don't need yours, because we do! They will all hang from storefronts, balconies and railings around Old Town Temecula to create a beautiful visual treat for visitors! We also need your auction quilts! I have made quilts for the Guild's largest fundraiser day and walk through Old Town with pride, enjoying all of our quilter's quilts!

Remember... we need lots of helping hands to make our show a success.

Please join us at our next quilt show meeting, Friday, May 11 at 1pm. We meet at the Grace Mellman Community Library in Temecula. Everyone is welcome to attend. Bring your ideas and suggestions.

Rit Dominguez,  
Quilt Show Chair

# Quilt Show Survey

## *Mission Statement:*

*Formed in 1990, Valley of the Mist Quilters Guild is a non-profit charitable, educational and social organization in the Temecula Valley. We promote the knowledge of, and appreciation for, all aspects of quilting and fiber arts with an active philanthropy program.*

Your Quilt Show Committee would appreciate your sharing some information with us. As you can note above in our Mission Statement, we “*promote the knowledge of, and appreciation for, all aspects of quilting and fiber arts..*”

The Committee is looking at ways to expand our quilt show audience and guild member participation by recognizing that many of our members participate in other fiber arts besides quilting. We need to gather information on your interest in displaying some other forms of textile art including, but not limited to: wearable art; textile dolls; weaving; 3 dimensional textile art such as wool appliqué and wool felting fabric basket weaving; needle point; embroidery and other textile arts I may not be thinking of. After reviewing many Quilt Show sites, other Guilds have included these items in their shows also.

This does not mean that the Guild would teach all of these things. We would refer people to other organizations that support these arts such as American Sewers Guild or the Vista Weavers Guild, or classes at local quilt stores. We would allow these groups to provide flyers about their activities/classes to promote their organizations as a way of thanking the local quilt stores and other organizations for supporting us. A display such as this can also be considered part of our education goal, also in our mission statement above, related to expanding public awareness of textile arts.

Including these items may possibly expand our audience, without a lot of additional work. We are looking at a location that might be indoors or in a shaded area with a docent on site the full time. We would start small this year with a limited number of entries depending on the final location and the interest you indicate through this questionnaire.

Please let us know if you would be interested in displaying a “special item” from one or several categories. After we receive your responses, we will make a final decision.

**We will have sign-up forms at the May Guild meeting.**

Karen Wurfel





## Charm Strips

Hello my fellow Quilters and Happy May Day!

**May's Theme is Fall Colors!**

We have 12 people signed up for the exchange this month. Please remember to cut your quilt store-quality fabric at 2.5" x the width of the fabric. Please group your sets of three strips together and tag them with your initials. It makes separating them so much easier for us. Please include a bag with your name on it as well.

NOTE: Charm Strips will be back in September. We are taking the "summer off" for the Basket Bonanza, Quilter's University and the Philanthropy Sew-In!

Happy Quilting, everybody!!

Janice Quackenbush & Georganne Beebe



## Merchandise Table

We had a Springtime theme at our last meeting. Our table earned \$134 at the April meeting. Thank you to all participants!!

Congratulations to the following winners of the themed baskets. **Gloria Bachmann** for "It's Springtime", **Linda Harlander** for "Blocks of the Month", **Marjean Marich** for "Three Fun Kits", **Ida Colvin** for "Under Construction" and **Kathy Silva** for "Tea Time". Look for **Patriotic** and **Summer** themed items at the upcoming meeting. Tickets are only a \$1 each or 7 tickets for \$5. It's a fun way to support the Guild and you could also be a lucky winner!!

As you are sorting through your fabric stash, books, notions, quilt patterns, etc., please keep the Merchandise Table in mind. New and gently used items are gladly accepted and appreciated. We will collect items at the monthly meetings.

See you at the May meeting!  
Jeanette Stevens and Elaine Giometti



# Challenge Quilt

## 2018 Valley of the Mist Quilt Guild Challenge

### *Cats & Dogs*



Prizes

Prizes

Prizes

#### Judging Categories

1. Originality
2. Creativity
3. Workmanship

#### Rules:

- Each member may enter 1 quilt in challenge.
- Quilt must have been made since September of 2017.
- There is no minimum size of quilt. Maximum, no bigger than 240" perimeter (see me if it is).
- Quilt must be made of fabric, made by hand or machine, sandwiched with batting and quilted.
- Quilt must have label with name and date. This must be covered with blue painters tape at judging time.
- Please sign up for challenge with Sandy Besanson at guild meetings January 9 - August 14.
- Quilts must have a cat or dog or both "Cats and Dogs," as many as you want, must be main perspective.
- No group quilts.

#### Questions:

Call or email me,

Sandy Besanson

951) 294-8030

sandybesanson@gmail.com



## Board Members

<u>POSITION</u>	<u>NAME</u>	<u>NAME</u>	<u>NAME</u>
<b><u>Elected Positions:</u></b>			
<b>PRESIDENT</b>	Ellen French		
1st VICE PRESIDENT	<b>OPEN</b>		
2nd VICE PRESIDENT	Shelley Wilson		
TREASURER	Laura Alvarado		
SECRETARY	Janice Emmerson		
WAYS and MEANS	<b>OPEN</b>		
<b><u>Appointed Positions:</u></b>			
ADVERTISING COORDINATOR	Sheryl Eramo		
AMBASSADOR COORDINATOR	Cindy McAlister		
BASKET BONANZA	Sherry Riddle		
BLOCK OF THE MONTH COORDINATORS	Adrianne Ridder	Shelley McNeely	
CHALLENGE QUILT COORDINATOR	Sandy Bensanson		
CHARM STRIPS COORDINATORS	Janice Quackenbush	Georgianne Beebe	
CORRESPONDENCE SECRETARY	Vickie Jensen		
DOOR PRIZE COORDINATOR	Joyce Schmidt		
FACILITY COORDINATOR	Laurie Gonzales		
FRIENDSHIP GROUP COORDINATOR	Linda Bretton		
HISTORIAN/PHOTOGRAPHER	<b>OPEN</b>		
HOSPITALITY HOSTESS	Laurie Gonzales		
INTERNAL AUDITOR	Lynn Korito		
LIBRARIAN	<b>OPEN</b>		
MEMBERSHIP CHAIRS	Cheri McDowell	Linda Bretton	
MERCHANDISE COORDINATOR	Jeanette Stevens		
MONTHLY MINI COORDINATOR	Charolette Baker		
NEWSLETTER EDITOR	Diane Lapio		
OPPORTUNITY QUILT CHAIR	<b>OPEN</b>		
OPPORTUNITY QUILT SALES	Gloria Bachmann		
PARLIAMENTARIAN	Shirley Brown		
PAST PRESIDENT/PRESIDENTS QUILT	Pat Jordan		
PET BED COORDINATOR	Tawnya O'Herron		
PHILANTHROPY CHAIRS	Karen Wurfel	Ida Colvin	
PUBLICITY & PUBLIC RELATIONS	<b>OPEN</b>		
QUILT SHOW CHAIR	Rita Dominguez		
QUILT SHOW ASSISTANT	Janice Quackenbush		
RETREAT COORDINATOR, 2018	Sherry Riddle	Lynn Korito	
RETREAT COORDINATOR, 2019	Jeanette Stevens		
SHOW & TELL COORDINATOR	Dot Demmin	Liz Lehner	
SCCQG REPRESENTATIVE	Carole Donohoe,	Janice Quackenbush	Gretchen Bryant
WEBSITE COORDINATOR	Tina Sandoval		
WORKSHOP COORDINATOR	Deanna Carpinelli	Teresa Thompson	



## 2019 Retreat News

The VOMQG Spring Retreat will be March 29-31, 2019, at the beautiful Vina de Lestonnac facility. The cost of our retreat is \$350 per person, with payment in full due on or before February 12, 2019. We do have a wait list started at this time, as the Retreat is FULL. If you signed up and cannot attend, please let us know as soon as possible, so we may contact those on the waiting list to fill your spot.

We have the updated 2019 Retreat Registration Form for those that are signed up for you to complete, **sign and return at the May Meeting**. Please stop over by the Merchandise Table to pick yours up.

See you at Guild!

Jeanette Stevens and Elaine Giometti  
2019 Retreat Coordinators



Our group this year had a great time!





## Opportunity Quilt

Our opportunity quilt, **Flora Talavera**, will be going to Long Beach in June. The Long Beach guild, Quilters by the Sea, will be at our meeting on May 14th with their beautiful opportunity quilt. Bring a few extra dollars to buy some tickets to support our sister guild. If you haven't picked up your packet of tickets for our quilt, stop by and see me to get them. I also have our guild logo pins and tote bags for sale. Since we found a case of our old cookbooks, I will be selling those for the discounted price of \$6.00. The recipes are still good and it will be a few months before our new cookbook is published. I bought many to give to friends, relatives, and as gifts when invited to a home for a dinner or party.

## Basket Bonanza

We have collected some wonderful things for our upcoming brown bag event and I am really excited. You have all been so generous and because of each of you I know this will be a **very successful event**. We sent out call for fabric and I cannot tell you how much I received at our April guild meeting. Thank to all so much, I was overwhelmed!

We are going to have 4 sewing machines, this year, on our silent auction table! That's pretty exciting! Our very own **Tawnya O'Herron** donated a big beautiful basket that she put together that will be on the table with our friendship baskets. If anyone else has that inclination, that too, would be wonderful.

The **May meeting** will be your **last chance to bring donations**. I will be in the back, by the hospitality table, happy for your donations!

Sherry Riddle

Thank you all in advance for your help and your generosity.



## Show & Tell

**Thank you all** for the many quilts that you showed last month. It was a thrill to see them. An important part of our monthly meetings is our inspirational Show & Tell. Please come to our table and sign the quilt name/description and your name into our register. Then sign a ticket for each quilt and place it in the jar. In November we will have a drawing for the gift boxes we are preparing. Your quilts can be displayed on the tables in the back of the room. Please bring them up front at the announcement and we will help hold your quilt so you can be free to show it off!

For **May**, please bring **Cinco de Mayo**, or **Mother's Day** quilts.

Remember, we always like to see your recently completed quilts regardless of the theme of the month.

**Next month, June**, we encourage you to bring **Father's Day, Graduation, summertime or vacation quilts**.

We look forward to hosting the monthly Show & Tell! See you May 8th.

Dot Demmin and Liz Lehner

[951-461-2443](tel:951-461-2443)

## Places To Go.....Quilts To See

**JUNE 2-3, 2018: BEACH CITIES QUILTER'S GUILD**

**SUNSHINE, LOLLIPOPS and RAINBOWS**

**Opportunity Quilt Drawing - Vendors - Hoffman Challenge**

**Auction - Saturday @ 2:30pm**

**Saturday hours: 10am to 5pm & Sunday hours: 10am to 4pm**

**Admission is \$10 (No strollers, please)**

**Soka University, #1 University Drive, Aliso Viejo, CA**

**INFORMATION: [beachcitiesquilts.org](http://beachcitiesquilts.org)**

**AUGUST 3-4, 2018: BIG BEAR LAKE QUILTER'S GUILD**

**2018 ANNUAL QUILT SHOW**

**Opportunity Quilt drawing**

**Friday hours: 10am to 6pm & Saturday hours: 10am to 5pm**

**Admission (for both days!) \$5**

**The Lodge at Big Bear Lake, 40650 Village Drive, Big Bear Lake, CA**

**INFORMATION: [bigbearlakequiltersguild.com](http://bigbearlakequiltersguild.com)**

**Sept. 20-22, 2018: SAN DIEGO QUILT SHOW**

**Guest Artist: Rita Hutchens**

**Vendors & Classes**

**Thursday/Friday: 10am to 6pm & Saturday: 9am to 4pm**

**Admission is \$10**

**San Diego Convention Center, Halls G&H**

**111 W. Harbor Drive, San Diego, CA**

**INFORMATION:**

**[info@sandiegoquiltshow.com](mailto:info@sandiegoquiltshow.com)**




## Announcements

Hello, everyone,

We are having **Quilt Sunday** at the Temecula United Methodist Church on May 20. We want to recognize and honor local quilt artists. If you would like to have a quilt hung, it needs to be turned in to Marlene Oaks or the church office **by May 18**.

Thank you,  
**Marlene Oaks**



~~~~~

Hello,  
I wanted to reach out to you and let you all know about an opportunity for you. My mother is having issues with painful and debilitating arthritis and it is affecting her ability to continue on in her favorite hobby of quilting. I am wanting to let you know that she is going to be getting rid of her quilting supplies collection including fabrics & material, Ready-to-Sew cuts of fabrics and other precut fabric pieces, as well as patterns, magazines, notions and even equipment. If you are interested in taking advantage of her collection then please come to our yard sale that she is bringing her things to. Her loss can be your gain....she says it's time to get rid of everything as she wants to clear out her hobby room and garage where she stores all her stuff.

We're having it at my home address; **848 Santo Tomas Dr. Hemet in Sierra Dawn Estates (South)** on **FRIDAY, MAY 4<sup>TH</sup> & SATURDAY MAY 5<sup>TH</sup> FROM 9am TO 4pm** (This is located West of Lyon and South of Whittier)

I hope you can stop by on Friday and pick up some great stuff and help my mom get rid of her collection of supplies, etc.

Hope to see you come on out as I  
would love to meet you all.

Linda Recinos

For contact info:

Linda Brown  
951.766.0066

Household Items - furniture

**Quilting** Supplies & Fabrics  
MUST GO  
**YARD SALE**  
Friday & Saturday  
**MAY 4<sup>TH</sup> & 5<sup>TH</sup> 9am – 4pm**  
**848 Santo Tomas Drive – Sierra Dawn South**

## Reminder: Snacks & Door Prizes

| Birthday Month | Bring Door Prize    | Bring Snack                                        | Monthly Program       |
|----------------|---------------------|----------------------------------------------------|-----------------------|
| January        | yes (plus Dec.)     | yes (plus Dec)                                     | Speaker               |
| February       | yes                 | yes                                                | Speaker               |
| March          | yes                 | yes                                                | Speaker               |
| April          | yes                 | yes                                                | Speaker               |
| <b>May</b>     | <b>yes</b>          | <b>yes</b>                                         | <b>Speaker</b>        |
| June           | no (bring in Sept.) | no (bring in July) (board members to bring snacks) | Basket Bonanza        |
| July           | no (bring in Sept.) | yes (plus June)                                    | Quilters "U"          |
| August         | no (bring in Sept.) | yes                                                | Philanthropy Sew      |
| September      | yes (plus June-Aug) | no, (bring in October)                             | Guild Birthday Party  |
| October        | yes                 | yes (plus Sept.)                                   | Speaker               |
| November       | yes                 | yes                                                | Speaker               |
| December       | no (bring in Jan.)  | no (bring in Jan.)                                 | Holiday Party/Potluck |

## Monthly Programs & Room Set Up

### Valley of the Mist Quilters Guild Program and Room Set Ups

|                    | January | February | March   | April   | May     | June           | July                | August       | September       | October | November        | December        |
|--------------------|---------|----------|---------|---------|---------|----------------|---------------------|--------------|-----------------|---------|-----------------|-----------------|
| Program            | Speaker | Speaker  | Speaker | Speaker | Speaker | Basket Bonanza | Quilters University | Phil. Sew In | Challenge Quilt | Speaker | Member Showcase | Holiday Party   |
| Block of the Month | yes     | yes      | yes     | yes     | yes     | no             | no                  | no           | yes             | yes     | yes             | no              |
| Challenge Quilt    | yes     | yes      | yes     | yes     | yes     | no             | no                  | no           | yes             | no      | no              | no              |
| Charm Squares      | yes     | yes      | yes     | yes     | yes     | no             | no                  | no           | yes             | yes     | yes             | no              |
| Door Prizes        | yes     | yes      | yes     | yes     | yes     | no             | no                  | no           | yes             | yes     | yes             | no              |
| Library            | yes     | yes      | yes     | yes     | yes     | no             | no                  | no           | yes             | yes     | yes             | no              |
| Merchandise Table  | yes     | yes      | yes     | yes     | yes     | no             | no                  | no           | yes             | yes     | yes             | no              |
| Monthly Mini       | yes     | yes      | yes     | yes     | yes     | no             | no                  | no           | yes             | yes     | yes             | no              |
| Opportunity Quilt  | yes     | yes      | yes     | yes     | yes     | yes            | no                  | no           | yes             | yes     | yes             | no              |
| Philanthropy       | yes     | yes      | yes     | yes     | yes     | no             | no                  | no           | yes             | yes     | yes             | no              |
| Show and Tell      | yes     | yes      | yes     | yes     | yes     | yes            | yes                 | no           | yes             | yes     | yes             | no              |
| Refreshments       | yes     | yes      | yes     | yes     | yes     | yes            | yes                 | yes          | yes             | yes     | yes             | yes             |
|                    |         |          |         |         |         | Board provides |                     |              | Dessert contest |         |                 | Members Potluck |

## Hallett's Quilting Service

Long Arm Quilting Services



Bonnie Hallett

35109 Highway 79 SPC 212  
Warner Springs, CA 92086

Phone: 760-782-3763

Cell: 858-735-8329

E-mail: hallettb@att.net

## COZY Creative CENTER

756 Jamacha Road, El Cajon, CA

**New Hours:**

M-Sat: 10-5:30.

Sun: 12-4.

**15**  
*Cozy Years*

619-670-0652

**CELEBRATING**  
**15 COZY**  
**YEARS**

CozyQuilt.com

Open 7 days a week

Are Your  
**Housing Needs**  
Changing?



**Tarbell,**  
REALTORS

### If You Are Experiencing:

- An Empty Nest
- An Expanding Family
- A Divorce
- A Relocation
- A Probate

You may have questions about how these life changes can affect your decision to sell your home.



**Tarbell,**  
REALTORS

**Adam**  
**PIERSON**

(951) 733-4468

AdamP@tarbell.com

CalBRE Lic #02008956



**Adriane**  
**RIDDER**

(626) 893-5647

AdrianeR@tarbell.com

CalBRE Lic #02008957

Service you deserve. People you trust.

### We Can Help You Find The Answers

Together, we can:

- Analyze the Current Value of Your Property
- Determine if This is a Good Time to Sell
- Maximize the Return on Your Investment
- Discuss How to Prepare Your Property for Sale
- Locate Your Next Home
- Consider Options to Keep the Property as a Rental

\* If your home is listed, please disregard this notice. It is not intended to solicit other brokers listings.

**Don't wait! Call Today for a FREE Market Analysis of your home's value.**

## I'd Rather Be Quilt' n

14 Years Long-Arm Machine Quilting  
Professional Quality Work @ Affordable Prices  
Custom/Pantographs

Pantographs Quilted Edge to Edge

Large Pattern & Thread Selection


Quilter's Dream Battings (100% Cotton, 70/30, poly, wool)

Warm & Natural Batting

Smoke-Free Environment

**Ruth A. O'Neill**

951-699-4887 Temecula



## Quilts of Valor

Norma E. Enfield

P.O. Box 366

Murrieta, CA 92564

We are a 501(c)(3) non-profit organization

Creating Comfort, Love & Respect  
for our Veterans, one quilt at a time

(951) 698-8791

quiltingtwin@verizon.net

www.QOVFTemecula.org

To Advertise in this  
Newsletter  
Please Contact:  
**Sheri Eramo**  
**lnerm@aol.com**



# Thank You for Supporting Our Advertisers

## Fat Quarters Quilt Shop



728 Civic Center Dr.  
(formerly Escondido Ave)  
Vista, CA 92084  
760-758-8308

[www.fatquartersquiltshop.com](http://www.fatquartersquiltshop.com)

Monday thru Saturday 10:00 am – 5:30 pm  
Closed on Sunday

Over 4000 bolts of the **NEWEST** fabrics!  
Check out our 25% off Daily Sales!


Stop by and be inspired -  
Meet your friends at Fat Quarters Quilt Shop!  
Quilting the world together one stitch at a time since 1999!

## Fantabulous Backs

Extra Wide Quilting Fabrics by the yard

Top designers like Kaffe Fassett,  
Anna Marie Horner, Riley Blake  
and many others.

Order online, via email or phone.



[www.fantabulousbacks.com](http://www.fantabulousbacks.com)

619-804-6062

[fantabulousbacks@gmail.com](mailto:fantabulousbacks@gmail.com)

[f](https://www.facebook.com/fantabulousbacks) [t](https://twitter.com/fantabulousbacks) @fantabulousbacks

For your convenience, we accept all major  
credit cards or checks.



LONGARM CUSTOM QUILTING SINCE 1990

Where every quilt is a custom quilt

### Quilters Budget Special

Choose from 10 of our custom  
patterns for this special

Polyester batting included

|                   |           |       |
|-------------------|-----------|-------|
| Small size quilt  | 50" x 60" | \$30  |
| Medium size quilt | 60" x 75" | \$60  |
| Large size quilt  | 75" x 92" | \$100 |

Backing fabric not included with special. Please have your backing ready for quilting. This special is not good with any other discount and does not include tax, shipping, or binding.


No limit, bring as many quilts as you wish.

Like us on Facebook  
and Twitter and yelp

Quilting by Carrie Matheny  
[www.swirlsandcurlslongarmquilting.com](http://www.swirlsandcurlslongarmquilting.com)

All major credit cards and Paypal accepted | [swirlsandcurlslongarmquilting@gmail.com](mailto:swirlsandcurlslongarmquilting@gmail.com) | 619.804.6062

For your convenience, we carry warm and natural batting and dozens of extra wide backing fabrics



Stich in the Ditch Club

## Valley of the Mist Quilters Guild

27275 Ynez Rd. #435 Temecula, CA 92592

Newsletter Editor: Diane Lapio Webmaster: Tina Sandoval

[votmq@yahoo.com](mailto:votmq@yahoo.com)

<http://www.valleyofthemistquilters.com>

Follow us on Facebook



## MISSION STATEMENT

Formed in 1990, Valley of the Mist Quilters Guild is a non-profit charitable, educational and social organization in the Temecula Valley. We promote the knowledge of, and appreciation for, all aspects of quilting and fiber arts with an active philanthropy program.

## Our Meeting Location

**Community  
Recreation Center  
30875 Rancho  
Vista Rd.  
Temecula, CA**

Exit the 15 Freeway at  
Rancho California Rd.  
and go East.  
Go to Ynez Rd. and  
turn right.  
Go to Rancho Vista  
Rd. and turn Left  
The CRC is  
approximately 1.5  
miles on the right-  
hand side.

**Everyone  
Welcome!**

 **May 8th  
General Meeting  
6:15pm - 9pm**

 **May Birthdays  
Bring snack &  
door prize**

 **Bring Show & Tell  
Quilts**

 **Board Meeting  
Mon., May 14th  
6:30pm  
@Primitive  
Gatherings**

