



Baste & Banter

Philanthropy Sewing Bee



Our August guild-meeting program is the annual Philanthropy Sewing Bee. This year we will focus on two major projects:

- 1) **Mile-A-Minute** quilt tops for the US Vets Program or the Alternatives to Domestic Violence Shelter.
- 2) **Christmas stockings** for the at-risk youth in the Sheriff's SAFE program.

Check in at the membership table and sign up for one of the teams described below. We need sewers, ironers, and cutters. Check into your station and set up your machine or cutting equipment. Following a very brief business meeting, we will have great fun with assembly line construction. We hope to finish several quilt tops that night and move towards our goal of 75 Christmas stockings. Guest fees are waived for this evening so bring a friend who would like to help.

Sewing Teams: Bring your sewing machine and all supplies. We suggest you use a grey or other neutral thread and prewind 3-4 bobbins.

- **Mile-A-Minute Team** - The technique is a fun, easy, "you can't make a mistake," kind of technique to use up scraps. Demonstration will be available to show you how to make the 6 1/2" blocks. A scrap bin will be provided or bring your own.
- **Block Assembly Team** - You will be sewing the 6 1/2" blocks together to form the quilt top. Sashing strips will be available.
- **Christmas Stocking Team** - Kits will be ready for assembly. We are going to use ribbon or decorative cording for the hang-up loops this year. We have some cording that will be available but feel free to bring some if you have extra.

Block Trimming Team: Bring a small mat, your favorite rotary cutter and a 6 1/2" square if you have one.

- You will be trimming the blocks to 6 1/2" square.

Ironing Team: No supplies needed:

- This can be a sitting job. You will be ironing joined pieces, and finished tops.

Hand Sewing Team: Please bring your favorite needles, binding clips, small scissors. To complete the last step of the quilts, you will be hand sewing on binding and labels. (Trimming and machine stitching of binding will have been done).

Inside This Issue

August Program	1
President's Message	2
2018 Programs	3
Block of the Month	4 & 5
Philanthropy	6
Mellman Library Show Merchandise Table	7
2018 Quilt Show	8
Charm Strips & Announcements	9
Challenge Quilt	10
2018 Board	11
Opportunity Quilt & 2019 Retreat	12
Show & Tell and Places To Go	13
Door Prizes & Set-Up	14
Advertisers	15&16
Reminders	17

**Tuesday,
August 14
6:15, Social Time
6:45-9 Meeting**

For any questions contact Karen Wurfel at [661-733-4037](tel:661-733-4037) or email:

kjwurfel@gmail.com

President's Message



Well it's August, and it's pretty dang hot. I hope you're finding time to cut and sew and finish. I've been working on the 2019 Opportunity Quilt with my pal Lynn Korito. Of 221 blocks, we have finished 135. All 110 of the double 9-patches are done, and 25 of the 111 shoo-fly blocks are done. It's kind of a slog, but we're having fun! I also have a bunch of vets' quilts kind of done — 4 sets of blocks sewn together, but they still need borders. I need to set aside a day to just do that and get them to a quilter.

I am very excited that August is here, because August is **Philanthropy Sew-In night** for guild! We are going to make a boatload of Mile-A-Minute blocks, and it's going to be a blast. Philanthropy will provide fabric, but I would encourage you all to bring your own scraps to mix in. Mile-A-Minute takes scrap STRIPS and scrap WHATEVERS. Doesn't matter how wide or narrow the strips are or how big or small the whatevers are. Just bring them! We will sew them all up and by the end of the evening you're going to be thrilled, THRILLED, I tell you, that you have learned this clever new way to use up your scraps. Of course, your scraps will never actually get used up, because they reproduce in the dark. But still, you're going to be glad you learned how to do Mile-A-Minute.

I myself learned how to do Mile-A-Minute at an August Philanthropy Sew-In, a few years back. Even though I'm the one who wrote down the instructions for how to do it, I did not create it. I don't really know who did. But it's cool and it's fun.

Bring your scraps to contribute if you want, we're happy to get them and use them, whether you are planning to be a sewer or not. If you're planning to sew, bring your machine and thread—any neutral color will do. Bring your usual sewing stuff—scissors or snippers, whatever you need. Your Ott light, bring it. If you're planning to be a presser, just show up. We have irons and ironing boards. But if you'd like to bring an iron and a pressing set-up, that's fine! If you're planning to be a trimmer, we'll have cutting mats there, but feel free to bring your own medium size cutting mat, rotary cutter, and a 6-1/2" (OR LARGER SQUARE) ruler. It will all make sense when you get here and see what the dealio is.

This is possibly my favorite month of the year, because we all get to work on philanthropy. I think philanthropy is the best work we do. And hey, if you're a quilter new to the guild, and/or you're a beginner kind of quilter, you might find yourself bonding and blending into the workings of the guild best by attending the philanthropy Saturdays. These are the last Saturday of the month, held at the Assistance League on Montezuma (Temecula). We'd sure love to have you come and help, and get to know you in the process!

Quilt on,

Ellen French
PRESIDENT



2018 Programs

BONNIE HUNTER

January 9, 2018 Lecture: Addicted to Scraps

January 10, 2018 Workshop: Jared Takes a Wife

Addicted to Scraps! This lecture takes you through Bonnie's years of scrap quilting and how she has organized her scraps and leftovers to be easily accessible and workable into her quilt making. Also includes discussion of tools of the trade that she finds helpful in scrap quilting. You can download the pattern and supply list from the Bonnie Hunter website.

BECKY McDANIEL

February 13, 2018 Lecture: My Appliqué Journey

February 14, 2018 Workshop: Paper Pieced Crazy Cushion

This project is paper pieced with 3 different pattern designs: Star Jasmine, Pineapple (Not showing) and flying geese. It has a zipper & strap for carrying to wherever you need to have a cushion! The finished size is 16" x 16" x 3".

JEAN IMPEY

March 13, 2018 Lecture: Finding Your Passion

March 17, 2018 Workshop: Spider Webs

Jean Impey resides in San Juan Capistrano, California. She is passionate about quilting, speaking and teaching all levels of quilters. She teaches a wide variety of quilting classes.

PATT BLAIR

April 10, 2018 Lecture: What's my Line

April 11, 2018 Workshop: Media Mixer with Patt

Patt is a talented artist and works in multiple mediums. She is a wonderful teacher and many of our members have enjoyed her classes.

MIKE MCNAMARA

May 8, 2018 Lecture: The Quilts of Mike McNamara

May 9, 2018 Workshop: Magic Square

Mike likes to re-invent blocks or give them a new setting, such as Double Wedding Ring, Sunbonnet Sue, Pickle Dish, Drunkard's Path, Broken Dishes, Sunrays, to name a few.

BASKET BONANZA

June 12, 2018: Annual in-house fund raiser. No speaker, no workshops

QUILTERS UNIVERSITY

July 10, 2018: Member Mini Workshops. No speaker

PHILANTHROPY SEW-IN

August 14, 2018: Annual philanthropy sewing evening. No speaker, no workshops.

ANNUAL GUILD BIRTHDAY PARTY

September 11, 2018: Dessert challenge, & challenge quilts. No speaker, no workshops.

JILL SCHUMACHER

October 9, 2018 Lecture: Tips and Tricks for Machine Quilting

October 13, 2018 Workshop: Feathers & Background Stitching

Jill Schumacher is amazing in that she is an award-winning quilter AND she is an outstanding instructor! This is your opportunity to play with free-motion quilting and gain confidence.

MEMBER SHOWCASE

November 9, 2018: Lectures and Trunk Show of Members. No workshops.

HOLIDAY PARTY

December 11, 2018: Holiday party potluck and optional gift exchange

Block of the Month

Block of The Month 2018: Block #8

This block is a loose variation on the Ohio Star block. These blocks are due at the September meeting. We are keeping with nine patch variations – have fun.

The fabrics you need this month are our focus fabric -- Effervescence – Wild by Robert Kaufman, your coordinating fabric based on the colors in the focus fabric, a black fabric and a white fabric.

We will be selling fat quarters of the focus fabric at the meetings for \$2 each. It should only take one fat quarter to make two of all the twelve blocks for this year.

We encourage you to make two blocks, one to enter in the drawing and one to keep.

Cut list -- For one block:

Focus fabric: two $2\frac{1}{2}$ " squares

Coordinating-color fabric: two $4\frac{7}{8}$ " squares

(Sub-cut both of these squares diagonally once to end up with 4 triangles)
two $2\frac{1}{2}$ " squares

Black: four $2\frac{7}{8}$ " squares

one $5\frac{1}{4}$ " square

White: four $2\frac{7}{8}$ " squares


one $4\frac{1}{2}$ " square

one $5\frac{1}{4}$ " square

Sub-cut both the white & the black $5\frac{1}{4}$ " squares through both diagonals to get 4 triangles of each color

Assembling the block:

- Use the photos for color placement and assembly help.
- To create the star points use the triangles sub-cut so far:
 1. Using one white and one black triangle piece, place them right sides together and sew a $\frac{1}{4}$ " seam. Check the seam you are sewing to make sure the black will be on the correct side when you are done and that the correct edge is being sewn. It is easier to sew if you place the flat edge against the needle and sew to the point. See photo two. Press to the black fabric. Make four of these units.
 2. Now place a color triangle piece on the white/black unit, right sides together. Sew a $\frac{1}{4}$ " seam on the long edge. Make four. Press to the color.
- To create the corner units:
 1. Draw a diagonal line on the wrong side of all four of the white $2\frac{7}{8}$ " squares. Place each of the white squares on one of the black $2\frac{7}{8}$ " squares, right sides together. Sew $\frac{1}{4}$ " from either side of the drawn diagonal line, cut in two on the drawn diagonal line. Press toward the black fabric. You should have eight $2\frac{1}{2}$ " half square triangles.
 2. Assemble the corner four-patches using 2 half-square triangles, one white $2\frac{1}{2}$ " square & one focus fabric $2\frac{1}{2}$ " square for two of the corners and one coordinating fabric $2\frac{1}{2}$ " square for the other two corners. Look at photo one for reference.



Block of the Month, con't.

Now the final assembly! Layout pieces in correct order as shown in photo one.

- Using a precise 1/4" seam allowance and right sides together, sew the horizontal rows together, alternate the pressing of the middle row with the top and bottom rows so the seams will nest in the next step.
- Keep rows in order and now sew rows together. The seams should nest and help keep patches aligned.
- Press seams and square the block to 12 1/2" x 12 1/2". Repeat to make a second block to keep!

Good luck and remember we are expecting you to turn in all your summer blocks at the September meeting.

Adriane Ridder & Shelly McNeely
Block of the Month Coordinators



Philanthropy

Thank you so much for contributing to the Alternatives to Domestic Violence throughout the year with these monthly items. Here are the suggested items for each remaining month this year.



Month	Collections for Alternatives to Domestic Violence
August	Cleaning Supplies: Bleach, all-purpose cleaner, Lysol, toilet bowl cleaner, glass cleaner, sponges, rags or paper towels.
September	Gift cards for gasoline, food or household supplies.
October	Twin bed sheets, blankets, bath towels or kitchen towels.
November	Pot and pans
December	Vacuum cleaners*

*The staff indicated that Walmart has an inexpensive vacuum cleaner for \$42. They indicated that these are the best type for a shelter, because with so many people helping, they often pick up items like legos or other items that may jam the machines. They have had more expensive vacuums, but they cost more to repair than to replace with the cheaper versions.

Good news: The sewing center is being well used! They are in need of a couple more inexpensive machines that the women may take with them when they leave.

~~~~~

## Next Philanthropy Workday:

Saturday, August 25th: 10am to 3pm  
Assistance League - 28720 Via Montezuma  
Temecula, CA 92590

This will be a regular workday or bring in your own project.

Bring all sewing supplies, an extension cord, your lunch and drinks.

Call Karen Wurfel for more information:  
661.733.4037 or email: [kjwurfel@gmail.com](mailto:kjwurfel@gmail.com)

~~~~~

Mellman Library Display

To our Members:

This year VOTMQG is, again, scheduled to exhibit small quilts at the Grace Mellman Community Library. Quilts are exhibited in the library rotunda **beginning Sept. 1st** and continuing through Oct. 5th. On Friday, Oct. 5th, the day before the outdoor Quilt Show, the quilts are taken down and returned to their respective quilters, as per their instructions.

Maximum size approximately: **36" x 48"**

Minimum size approximately: **16" x 20"**

If you have any questions and/or have a quilt you would like to display that fits the criteria, **please come see me at this month's meeting** or contact me for the needed forms!

Annette Fecteau
951.699.5665
nettiesniche@yahoo.com




Merchandise Table

This summer, as you are sorting through your fabric stash, books, notions, quilt patterns, etc., please keep the **Merchandise Table** in mind. New and gently used items are gladly accepted and appreciated. We will collect items at the monthly meetings.

The Merchandise Table will return in September!

Jeanette Stevens and Elaine Giometti



OLD TOWN OUTDOOR QUILT SHOW 2018

Old Town Quilt Show Saturday (Oct. 6, 10 am -4 pm) is only 9 weeks away!!

Next Quilt Show meeting is: **Friday, August 3** at 1 pm at the **Grace Mellman Library Temecula**.

VOLUNTEER: We need to have more volunteers! The next two general meeting we will be circulating with a clipboard to sign up volunteers. I will be calling and emailing those of you who have already submitted quilt show forms. We need a lot of members to help with small and big tasks to make our show successful.

FLIERS: We will hand out fliers between the August meeting and the quilt show. The fliers advertise the quilt show, as well as the auction for large and small quilts, as well as the live-streaming of the 1pm live auction. Please take 50 or more of them for distribution. All you need to do is leave a bundle at 3 different places where you do business, like your beauty and/or nail salon, your dentist's office, your doctor's office or any outlying quilt shops you may visit.

LIVE STREAMING: Share Live-Streaming Information: We really need all members to share the quilt show information and auction details on their Facebook pages, including that the auction will be live-streamed. I will be sending out email blasts to you all with the details and reminders as we get closer to the actual quilt show day.

DISPLAY FORMS: Your display forms are due to Rita or Janice at the August meeting or snail-mailed or scanned and emailed to Rita. It is really important to get these in because planning where to hang all those quilts is a big job and takes a while. We need lots of display quilts! All quilts qualify to hang and everyone will look beautiful hanging throughout Old Town Temecula. Specular!!!

AUCTION QUILTS: All auction and direct sale quilts must be turned in the September meeting with their forms (one form per quilt) safety pinned to them. The forms are in June newsletter and I will have some forms at the membership table at the August meeting. Please note the sizes on the forms so you will be sure to put your quilts into the proper categories.

*****PLEASE NO INDIVIDUAL SELLING OF QUILTS AT THE QUILT SHOW*****

This creates liability and insurance problems for the guild and also competes unfairly with our auctions, which are raising funds for the guild and for charity.

Rita Dominguez, Quilt Show Chair

MEN WANTED !!!!

Quilters, it's time to rally those big, strong husbands, sons and grandsons to help with the hanging of the ropes throughout Old Town Friday evening October 5th about 5 pm. This is the night before our **SPECTACULAR 20th Old Town Temecula Outdoor Quilt Show**.

Members of the quilt show committee will be circulating throughout the room at the August and September meetings with a volunteer sign up sheet. Remember, high schoolers can get community service hours for helping hang and taking down ropes and for helping in various ways during the show.

We can all help to make this **20th Outdoor Quilt Show the best quilt show EVER!!!!**

Charm Strips



September : Breast Cancer Awareness
(Anything with the pink breast cancer ribbon)

October: Lori Holt (Riley Blake fabrics)

November: Red and white




Charming strip club is inactive until next month but members can add their names via email or text any time !!!

Happy Quilting!

Janice Quackenbush ❤️

Janice.kay@me.com

909-772-5098



Announcements



The new website is up!
Take a look. It is a work in progress. There is still a bit of editing to do and some things to add. Enjoy!



Challenge Quilt Deadline

Please finish your plans for the “Cats & Dogs” challenge quilt contest. This month’s meeting (August 14th) is the last chance to enter!! Please see Sandy Besanson this month for entry details!!



Challenge Quilt

2018 Valley of the Mist Quilt Guild Challenge

Cats & Dogs



Prizes

Prizes

Prizes

Judging Categories

1. Originality
2. Creativity
3. Workmanship

Rules:

- Each member may enter 1 quilt in challenge.
- Quilt must have been made since September of 2017.
- There is no minimum size of quilt. Maximum, no bigger than 240" perimeter (see me if it is).
- Quilt must be made of fabric, made by hand or machine, sandwiched with batting and quilted.
- Quilt must have label with name and date. This must be covered with blue painters tape at judging time.
- Please sign up for challenge with Sandy Besanson at guild meetings January 9 - August 14.
- Quilts must have a cat or dog or both "Cats and Dogs," as many as you want, must be main perspective.
- No group quilts.

Questions:

Call or email me,

Sandy Besanson

951) 294-8030

sandybesanson@gmail.com



Board Members

<u>POSITION</u>	<u>NAME</u>	<u>NAME</u>	<u>NAME</u>
<u>Elected Positions:</u>			
PRESIDENT	Ellen French		
1st VICE PRESIDENT	Christine Oliver		
2nd VICE PRESIDENT	Shelley Wilson		
TREASURER	Laura Alvarado		
SECRETARY	Janice Emmerson		
WAYS and MEANS	OPEN		
<u>Appointed Positions:</u>			
ADVERTISING COORDINATOR	Sheryl Eramo		
AMBASSADOR COORDINATOR	Cindy McAlister		
BASKET BONANZA	OPEN		
BLOCK OF THE MONTH COORDINATORS	Adrianne Ridder	Shelley McNeely	
CHALLENGE QUILT COORDINATOR	Sandy Bensanson		
CHARM STRIPS COORDINATORS	Janice Quackenbush	Georgianne Beebe	
CORRESPONDENCE SECRETARY	Vickie Jensen		
DOOR PRIZE COORDINATOR	Joyce Schmidt		
FACILITY COORDINATOR	Laurie Gonzales		
FRIENDSHIP GROUP COORDINATOR	Linda Bretton		
HISTORIAN/PHOTOGRAPHER	OPEN		
HOSPITALITY HOSTESS	Laurie Gonzales		
INTERNAL AUDITOR	Lynn Korito		
LIBRARIAN	OPEN		
MEMBERSHIP CHAIRS	Cheri McDowell	Linda Bretton	
MERCHANDISE COORDINATOR	Jeanette Stevens		
MONTHLY MINI COORDINATOR	Charolette Baker		
NEWSLETTER EDITOR	Diane Lapio		
OPPORTUNITY QUILT CHAIR	OPEN		
OPPORTUNITY QUILT SALES	Gloria Bachmann		
PARLIAMENTARIAN	Shirley Brown		
PAST PRESIDENT/PRESIDENTS QUILT	Pat Jordan		
PET BED COORDINATOR	Tawnya O'Herron		
PHILANTHROPY CHAIRS	Karen Wurfel	Ida Colvin	
PUBLICITY & PUBLIC RELATIONS	OPEN		
QUILT SHOW CHAIR	Rita Dominguez		
QUILT SHOW ASSISTANT	Janice Quackenbush		
RETREAT COORDINATOR, 2018	Lynn Korito		
RETREAT COORDINATOR, 2019	Jeanette Stevens		
SHOW & TELL COORDINATOR	Dot Demmin	Liz Lehner	
SCCQG REPRESENTATIVE	Carole Donohoe,	Janice Quackenbush	Gretchen Bryant
WEBSITE COORDINATOR	Tina Sandoval		
WORKSHOP COORDINATOR	Deanna Carpinelli	Teresa Thompson	



Opportunity Quilt

Due to our philanthropy sew-in this month, I will not bring the opportunity quilt to the meeting. I can still receive money and ticket stubs for the quilt. Continue to search for where you put your tickets because time is running out to get them in.

Thanks, Gloria Bachmann

2019 Retreat News



The VOMQG Spring Retreat will be March 29-31, 2019, at the beautiful Vina de Lestonnac facility. Cost of Retreat is \$350 per person, with payment in full due on or before February 12, 2019. We do have a wait list, as the Retreat is FULL. **If you signed up and cannot attend, please let us know as soon as possible, so we may contact those on the wait list to fill your spot.**

If you are signed up to attend Retreat, if you have not already done so, we will have the 2019 registration form available for you to complete, sign and return at the August meeting.

Retreat payments can be made at each monthly Guild meeting. If you are unable to attend monthly meetings, please feel free to mail your payment to: Jeanette Stevens, 45960 Classic Way, Temecula, CA 92592. Make checks payable to VOMQG. Note "Retreat 2019" on memo line.

See you at Guild!

Jeanette Stevens and Elaine Giometti
2019 Retreat Coordinators



Show & Tell

NO SHOW AND TELL IN AUGUST!

Thank you all for the many quilts that you bring each month. It is a thrill to see them. An important part of our monthly meetings is our inspirational Show & Tell.

For August, we will not have Show and Tell, since we will be sewing for Philanthropy.

For September, please bring **Back to School themes, Kid quilts, Fall, autumn quilts.**

Remember, we always like to see your recently completed quilts regardless of the theme of the month.

We look forward to sewing with you! See you August 14th.

Dot Demmin and Liz Lehner

[951-461-2443](tel:951-461-2443)



AUGUST 3-4, 2018: BIG BEAR LAKE QUILTER'S GUILD 2018 ANNUAL QUILT SHOW

Opportunity Quilt drawing

Friday hours: 10am to 6pm & Saturday hours: 10am to 5pm

Admission (for both days!) \$5

The Lodge at Big Bear Lake, 40650 Village Drive, Big Bear Lake, CA

INFORMATION: bigbearlakequiltersguild.com

SEPTEMBER 20-22, 2018: SAN DIEGO QUILT SHOW 37th ANNUAL QUILT SHOW

Featuring: Guest Artist Rita Hutchens

Thursday/Friday hours: 10am to 6pm & Saturday hours: 9am to 4pm

Admission (for ALL 3 days) \$10

San Diego Convention Center, Halls G/H

INFORMATION: sandiegoquiltshow.com

OCTOBER 18-20, 2018: LAS VEGAS QUILTERS "POINTS WEST" QUILT SHOW & ACADEMY

Featuring: Guest Artist Marilyn Badger

Las Vegas Convention Center

INFORMATION: LVQshow.com

Reminders: Snacks & Door Prizes

Birthday Month	Bring Door Prize	Bring Snack	Monthly Program
January	yes (plus Dec.)	yes (plus Dec)	Speaker
February	yes	yes	Speaker
March	yes	yes	Speaker
April	yes	yes	Speaker
May	yes	yes	Speaker
June	no (bring in Sept.)	no (bring in July) (board members to bring snacks)	Basket Bonanza
July	no (bring in Sept.)	yes (plus June)	Quilters "U"
August	no (bring in Sept.)	yes	Philanthropy Sew
September	yes (plus June-Aug)	no, (bring in October)	Guild Birthday Party
October	yes	yes (plus Sept.)	Speaker
November	yes	yes	Speaker
December	no (bring in Jan.)	no (bring in Jan.)	Holiday Party/Potluck

Monthly Programs & Room Set-Up

Valley of the Mist Quilters Guild Program and Room Set Ups

	January	February	March	April	May	June	July	August	September	October	November	December
Program	Speaker	Speaker	Speaker	Speaker	Speaker	Basket Bonanza	Quilters University	Phil. Sew In	Challenge Quilt	Speaker	Member Showcase	Holiday Party
Block of the Month	yes	yes	yes	yes	yes	no	no	no	yes	yes	yes	no
Challenge Quilt	yes	yes	yes	yes	yes	no	no	no	yes	no	no	no
Charm Squares	yes	yes	yes	yes	yes	no	no	no	yes	yes	yes	no
Door Prizes	yes	yes	yes	yes	yes	no	no	no	yes	yes	yes	no
Library	yes	yes	yes	yes	yes	no	no	no	yes	yes	yes	no
Merchandise Table	yes	yes	yes	yes	yes	no	no	no	yes	yes	yes	no
Monthly Mini	yes	yes	yes	yes	yes	no	no	no	yes	yes	yes	no
Opportunity Quilt	yes	yes	yes	yes	yes	yes	no	no	yes	yes	yes	no
Philanthropy	yes	yes	yes	yes	yes	no	no	no	yes	yes	yes	no
Show and Tell	yes	yes	yes	yes	yes	yes	yes	no	yes	yes	yes	no
Refreshments	yes	yes	yes	yes	yes	yes	yes	yes	yes	yes	yes	yes
						Board provides			Dessert contest			Members Potluck



Please Support Our Advertisers



Hallett's Quilting Service

Long Arm Quilting Services



Bonnie Hallett

35109 Highway 79 SPC 212
Warner Springs, CA 92086

Phone: 760-782-3763

Cell: 858-735-8329

E-mail: hallettb@att.net

COZY Creative CENTER

756 Jamacha Road, El Cajon, CA

New Hours:

M-Sat: 10-5:30.

Sun: 12-4.

15
Cozy Years

619-670-0652

CELEBRATING
15 COZY
YEARS

CozyQuilt.com

Open 7 days a week

Are Your
Housing Needs
Changing?



Tarbell,
REALTORS

If You Are Experiencing:

- An Empty Nest
- An Expanding Family
- A Divorce
- A Relocation
- A Probate

You may have questions about how these life changes can affect your decision to sell your home.



Tarbell,
REALTORS

Adam
PIERSON

(951) 733-4468

AdamP@tarbell.com

CalBRE Lic #02008956



Adriane
RIDDER

(626) 893-5647

AdrianeR@tarbell.com

CalBRE Lic #02008957

Service you deserve. People you trust.

* If your home is listed, please disregard this notice. It is not intended to solicit other brokers listings.

Don't wait! Call Today for a FREE Market
Analysis of your home's value.

I'd Rather Be Quilt' n

14 Years Long-Arm Machine Quilting
Professional Quality Work @ Affordable Prices

Custom/Pantographs

Pantographs Quilted Edge to Edge

Large Pattern & Thread Selection

Quilter's Dream Battings (100% Cotton, 70/30, poly, wool)

Warm & Natural Batting

Smoke-Free Environment

Ruth A. O'Neill

951-699-4887 Temecula



Quilts of Valor

Norma E. Enfield

P.O. Box 366

Murrieta, CA 92564

We are a 501(c)(3) non-profit organization

Creating Comfort, Love & Respect
for our Veterans, one quilt at a time

(951) 698-8791

quiltingtwin@verizon.net

www.QOVFTemecula.org

To Advertise in this
Newsletter
Please Contact:
Sheri Eramo
lnerm@aol.com

Fat Quarters Quilt Shop



728 Civic Center Dr.
(formerly Escondido Ave)
Vista, CA 92084
760-758-8308

www.fatquartersquiltshop.com

Monday thru Saturday 10:00 am – 5:30 pm
Closed on Sunday

Over 4000 bolts of the **NEWEST** fabrics!
Check out our 25% off Daily Sales!


Stop by and be inspired -
Meet your friends at Fat Quarters Quilt Shop!
Quilting the world together one stitch at a time since 1999!

Fantabulous Backs

Extra Wide Quilting Fabrics by the yard

Top designers like Kaffe Fassett,
Anna Marie Horner, Riley Blake
and many others.

Order online, via email or phone.



www.fantabulousbacks.com

619-804-6062

fantabulousbacks@gmail.com

[f](https://www.facebook.com/fantabulousbacks) [t](https://twitter.com/fantabulousbacks) @fantabulousbacks

For your convenience, we accept all major
credit cards or checks.



LONGARM CUSTOM QUILTING SINCE 1990

Where every quilt is a custom quilt

Quilters Budget Special

Choose from 10 of our custom
patterns for this special

Polyester batting included

Small size quilt	50" x 60"	\$30
Medium size quilt	60" x 75"	\$60
Large size quilt	75" x 92"	\$100

Backing fabric not included with special. Please have your backing ready for quilting. This special is not good with any other discount and does not include tax, shipping, or binding.

No limit, bring as many quilts as you wish.

Like us on Facebook
and Twitter and yelp

Quilting by Carrie Matheny
www.swirlsandcurlslongarmquilting.com

All major credit cards and Paypal accepted | swirlsandcurlslongarmquilting@gmail.com | 619.804.6062

For your convenience, we carry warm and natural batting and dozens of extra wide backing fabrics



Reminders

Valley of the Mist Quilters Guild

27275 Ynez Rd. #435 Temecula, CA 92592

Newsletter Editor: Diane Lapio Webmaster: Tina Sandoval

votmq@yahoo.com

<http://www.valleyofthemistquilters.com>

Follow us on Facebook



MISSION STATEMENT

Formed in 1990, Valley of the Mist Quilters Guild is a non-profit charitable, educational and social organization in the Temecula Valley. We promote the knowledge of, and appreciation for, all aspects of quilting and fiber arts with an active philanthropy program.

Our Meeting Location

**Community
Recreation Center
30875 Rancho
Vista Rd.
Temecula, CA**

Exit the 15 Freeway at
Rancho California Rd.
and go East.
Go to Ynez Rd. and
turn right.
Go to Rancho Vista
Rd. and turn Left
The CRC is
approximately 1.5
miles on the right-
hand side.

**Everyone
Welcome!**


**August 14th
General Meeting
6:15pm - 9pm**


**Cats & Dogs
Challenge Quilt
Entries**


**Philanthropy
Sew-in**


**Board Meeting
Mon., August 20th
6:30pm
@Primitive
Gatherings**

