



Baste & Banter

GUILD GOES ALL OUT FOR PHILANTHROPY!

Inside This Issue

August Program	1
President's Message	2
2019 Programs	3
Block of the Month	4
Retreat News 2020 Opportunity Quilt	5
2019 Challenge Quilt	6
Philanthropy	7
Philanthropy & Places to Go	8
Mellman Library Display 2019 Quilt Show	9&10
Quilt Show Forms	10-14
Eleanor Burns & Show & Tell	15
Board Members	16
Room Set-up	17
Advertisers	18&19
Reminders	20

Valley of the Mist's August general meeting is devoted to the guild-wide support of its Philanthropy program. We call it a Sew-In. We all come to guild prepared to accomplish a lot for philanthropy. From year to year the organizers have tried many different things in order to maximize this opportunity for more helpers than we usually get on our monthly work days. Some of you may remember last year's Mile-A-Minute venture, which is a technique where you sew a bunch of scraps together randomly and essentially create a new piece of bigger patchwork, from which you then cut a square. We thought this was going to be an ingenious way to use up our ton of scraps. But to be frank, it wasn't that great an idea, since it just takes so long, time-wise, to get to a significant level of production, and by that time, well, it was time to pack up and go home. So live and learn! We introduced the technique to a lot of members, so they can produce their own Mile-A-Minute quilts at home, and that was a benefit.

We've scrapped that idea for 2019. (See what I did there? "Scrapped" the idea? Heh heh heh.) **Instead, we will be creating scrappy Rail Fence blocks!** We expect to be able to put together quite a lot of scrappy rail fence strip sets that will then be cut down into 9-1/2" squares and then assembled into quilt tops.

Several things:

- We need as many sewers as possible. This evening is mostly about getting as many strip sets sewn together as possible, taking advantage of our extra help. So if you can possibly sew, please bring your machine to be a sewer. This will be nothing more than sewing straight seams, strip sets of 6 rails each.
- **PLEASE BE SURE YOU HAVE AN ACCURATE 1/4" FOOT ON THAT MACHINE.**
- **Bring/use neutral colored thread: beige, cream, white, grey. No black thread please.**
- **THIS IS NOT A SPEED CONTEST!!!** Please take your time and make sure your seams remain 1/4" throughout. This is very important. Any time you have different machines sewing blocks, you run the risk of size difference. So take your time and do a good job.
- Strips have been pre-cut. All we need to do is sew, and press. We might not even cut the strip sets apart that night.
- **We will have an area set up for Christmas stocking work.**
- **We will NOT BE DOING BACKS OR BATTING OR BINDING OR OTHER HAND WORK.**

If you are not planning to sew, please plan to press or sort strips into set-bundles for sewers, or help with stocking assembly. We have collections of 2-inch pre-cut strips that are either "adult" or "juvenile." We would like to keep these separate, so please pay attention.

We will have two cutting stations set up, but we'll see how that goes. If you love to cut, please bring a ruler and your rotary cutter with a new blade.

Thank you for your willingness to help create these quilt blocks. With many of us working together, we can make enough blocks for several kids' and adults' quilts!

See you there!

Ida Colvin, Lynn Korito, Ellen French
PHILANTHROPY TEAM

Tuesday, August 13
6:15, Social Time
6:45-9 Meeting



President's Message



Hello fellow quilters and guild members,

August is here! Can you believe that fall is just around the corner?! Crazy, right? It's been a very eventful month here at the "Quack pad" (as we lovingly call it), it's my birthday month, after all. I hope you have all had a wonderful July as well. Our **Quilter's University** was a ton of fun and a great success. I hope you took home some valuable knowledge and had fun as well. A huge thank-you to our professors, **Cheri McDowell, Pat Jordan, Carol Donahoe, Jan Dolan, Shirley Brown, Sheri Eramo** and **myself**. The professors were very well prepared, as usual. We have so much talent in our guild, it's always fun learning something new!!

As you read on our front page, we are hoping for a fabulous turnout. Bring your machines and we'll see you there.

Looking toward **September**, I want to remind you that we will be celebrating our Guild's birthday. **NEWS FLASH:** The dessert challenge is **back on!!** Please see Laurie Gonzales to sign up to bring a dessert. As always, we will be displaying and voting on the challenge quilts. I can't wait to see how **WILD** everyone goes!! We are returning to our usual, fun activities like the strip exchange, block of the month, show & tell, merchandising and of course our door prizes!

P.S. The Eleanor Burns 'Still Stripping II: Forty Fabulous Years' tickets are selling quickly. Get yours before the event tickets are released on the Eleanor Burns website, Quilt in a Day. Seating is limited, see you there!

P.S.S. Our quilt show committee is the bomb (tick, tick, tick)! Thank you all.

See you soon, keep quilting and stay cool!

Janice Quackenbush ❤️
President





2019 Valley of the Mist Quilter's Guild Programs

Linda Schmidt
January 8, 2019
January 9, 2019

Lecture: Short Attention Span Trunk Show
Wednesday Workshop: Miniature Landscape 101

This is a grand quilt and garment show, where Linda will bring about 30 quilts and a few ensembles with an emphasis on artistic techniques, artistry and poetry. Techniques demonstrated in the hands-on workshop include fabric painting, leaf painting, various methods of machine and hand appliqué, machine embroidery, thread painting, use of Solvy and disappearing medium as well as free motion quilting.



Tamara Leberer
February 12, 2019
February 13-14, 2019

Lecture: The Art of Silk Fusion
Midweek Workshop: Silk Fusion and Mosaics

Tamara, from Golden, Colorado, will provide a two-day workshop combining fibers with textile medium producing rich in luxurious shine and color. In this class, the students will create two silk fusion pieces which will then be used to create a mosaic on the second day. The \$60 workshop fee includes: silk tussah fibers, silk hankies, fabric medium, silk threads, Angelina fibers, gold leafing for embellishment, fiberglass screening, brushes and the plastic drop cloths for the fusion process.



Peggy Martin
March 12, 2019
March 16, 2019

Lecture: Enjoying the Journey
Saturday Workshop: Millennium Star

Peggy will teach a quick-strip paper piecing method using assembly-line piecing on fabric strips. Beginners find this method less confusing and easy to learn, while experienced quilters are delighted by this quicker, simplified technique. See her website for photos, and detailed descriptions and supply lists.



Wendy Mathson
April 9, 2019
April 13-14, 2019

Lecture: Storm at Sea - From Traditional to Contemporary
Weekend Workshop: Storm at Sea

In another two-day workshop, Wendy will offer three pattern variations to make using the traditional "Storm at Sea" block, vastly simplified by learning a method of trimming as you sew, using squares and rectangles cut from strips. All patterns are supplied. Students are not required to purchase tools, books or kits.



Elizabeth Eastmond
May 14, 2019
May 18, 2019

Lecture: Art Quilts for the Non-Artist
Saturday workshop: Spectrum 18" Square

Elizabeth's overall philosophy on teaching classes is this: students should go away with at least one new tip, or way of doing something. Some students may even have a finished project, if the chosen class is a mini-quilt or some other small quilt. But generally, it's most important that we quilters share some time together building our community, getting to know the other quilters in our guild, and enjoy the learning and making of a new quilt. This class will use a scrappy, traditional piecing technique to create a small 25" square quilt.



Sue Rasmussen
October 8, 2019
October 9, 2019

Lecture: A Desperate Housewife's Quilt Journey
Wednesday Workshop: Curved Paper Pieced Flying Geese

Students immediately move beyond the basic paper pieced geese, by adding a dramatic twist, to design a small quilt (18" x 24") with **curved** flying geese. In this class, you will learn to design, draw, measure and sew the pattern. Sue will discuss, in detail, the many options available for using curved flying geese in borders or as central design elements — opening up new horizons to **curved** paper foundation piecing.



Block of the Month

Block of The Month 2019: Block #8

Hello all. We hope you are having a relaxing summer, but now it's time to get back to work. This month we are going to be doing a variation of the February block. It is another improv log cabin but this time your starting piece is a triangle. Remember we are using our new focus fabric, Modern Movement by Henry Glass (available at the guild meetings for \$2 per fat quarter.) You only need to use this fabric if you are turning in a block for the drawing. The blocks are due at the September 2019 meeting.

The fabrics you need this month are the focus fabric, your coordinating fabric based on the colors in the focus fabric, a grey fabric and a white fabric. As you can see in the photos, you can use a traditional arrangement of the colors or be more creative.

We encourage you to make two blocks, one to enter in the drawing and one to keep. Also, the Guild's Facebook page should have a post directing you to the YouTube instructions for this block.

Cut list -- For one block:

Starting triangle: one triangle piece, the sides should each be between 3" and 5". You decide which fabric to start with.

All fabrics: Use strips of these fabrics that vary from 1.5" to 3" wide. You need to use at least two pieces of each of the fabrics except the focus fabric – you only have to use one piece of that. This is a good use of scraps. You may be able to use some triangle pieces for the final corners.

Assembling the block:

- Lay the starting triangle right side up with the side you want to add a strip to on top. Choose any of your other fabrics and place this fabric strip right side up above the starting triangle. Position the piece to be added to make sure this strip will cover the length of the edge of the triangle with enough extra to allow for the continuation of the side. See photo 2 and look at where the arrows are pointing. Flip the piece to be added down over the starting triangle aligning the edge to be sewn.
- Sew the strips together, a precise $\frac{1}{4}$ " seam is not important. Press to the newly added fabric. Turn the unit in either direction. Remember the direction you choose and after each piece is added, you will turn your block in that direction and add the next piece. Always check that the strip is long enough.
- Use a rotary cutter and ruler and trim so the next edge you will be sewing to is straight as in photo 3. Continue turning, trimming the next edge straight, checking the fit of the piece and sewing on strips until at least one side is over 13". You can add the fabrics in any order you want. A traditional log cabin is similar to photo 1, but do what pleases you.
- Now lay your 12.5" square up ruler over the block as in photo 4. You will be able to see what needs to be added to make the block the square. Add strips to finish filling out the block, but only add to fill out these spaces. You don't necessarily need to add full strips and it is possible that triangle scrap pieces may work. See photo 5
- Using the 12.5" square up ruler, square the block to 12.5". Move the ruler around until you find the final look you like best.
- Repeat to make a second block to keep!

Adriane Ridder & Shelly McNeely
Block of the Month Coordinators



Photo 2



Photo 3




Photo 4




Photo 5

2020 Retreat News

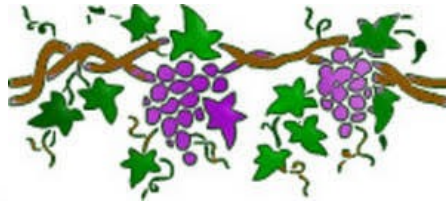
The **2020 Spring Retreat** will be the weekend of **March 27th - 29th, 2020**, at the beautiful Vina de Lestonnac facility. Cost of Retreat is \$350 per person, with **payment in FULL due on or before the February 11, 2020** General Meeting. Also, as a reminder you must be a member in good standing to attend or reserve a space at the Guild Retreats.

We do have a wait list, as the Retreat is FULL. You can add your name to the wait list at the General Meetings. If you signed up and cannot attend, please let us know as soon as possible, so we may contact those on the wait list to fill your spot.

Retreat payments can be made at each monthly Guild meeting. If you are unable to attend monthly meetings, please feel free to mail your payment to: Jeanette Stevens, 45960 Classic Way, Temecula, CA 92592. Make checks payable to VOMQG. Note "Retreat 2020" on memo line.

See you at Guild!

Jeanette Stevens and Elaine Giometti
2020 Retreat Coordinators



Opportunity Quilt 2019



The opportunity quilt will be at the **San Diego Quilt Show** all three days, August 29 - 31, 2019. The quilt show hours are 10:00 - 6:00 Thursday and Friday, and Saturday 9:00 - 4:00. I will need volunteers to help sell tickets. They require that all volunteers buy a ticket which is good for all three days. There is a volunteer entrance we are asked to use. We can enter 20 minutes early to hang the quilt before the show opens. They do not allow us to sell anything else, so no cookbooks, but we can provide flyers for our quilt show. If you can volunteer for a few hours, please let me know which day and time. I will have ticket packets at the August sew-in for those who haven't yet received them and I will take the ticket stubs and money for the opportunity quilt even though the quilt will not be at the meeting.

Gloria Bachmann

2019 Challenge Quilt

To our 22 Guild members who signed up for this year's Challenge:

I hope everything is going well with your wildlife quilt. I can hardly wait to see your quilt in September! Please remember that it must be finished, sandwiched, quilted and bound in order to qualify for Challenge 2019 judging and prizes. We will have 3 Gift Certificates as prizes to be awarded for the Best Use of Color, Outstanding Workmanship, and Most Impressive & Original Design. Good Luck to All the Challengers!

No sleeve is required. If you have any questions or comments, please email me: caroledonahoe@icloud.com.

Thank you,
Carole Donahoe, Chairperson



2019 Valley of the Mist Quilt Guild CHALLENGE: "Quilter's Going Wild, appreciating Nature's Wildlife"

Judging Categories:

1. Originality and creativity of design
2. Best use of color
3. Excellence in workmanship

Judging shall be based on the following:

4. The quilt's focus is one or more wildlife creatures.
5. Each member may enter one (1) quilt in the Challenge - show us your best!
6. The quilt is current, completed after September 2018.
7. Size of quilt has no minimum, but maximum size is a 240" perimeter (so all quilts can be displayed during judging and at the Old Town Quilt Show).
8. The quilt is made of our fave medium - fabrics, either by hand or machine, sandwiched with batting, and quilted by hand, domestic or long-arm machine.
9. The quilt is labeled with quilter's name and date. The label shall be covered at judging time, using blue painter's tape preferred.
10. Quilter shall sign up to enter the Challenge, with the Challenge Coordinator Carole Donahoe at any Guild Meeting from February until August 2019, or by email to caroledonahoe@icloud.com.
11. Quilter shall have fun and enjoy challenging fellow quilters!

AUGUST PHILANTHROPY WORK DAY DETAILS

The date: Saturday, August 31

The time: 10 am to 3 pm

The place: Temecula Valley Assistance League

The address: 28720 Via Montezuma, Temecula, 92590

The plan for what-all we'll be doing is as follows:

- 1) Pushing through more quilts, cutting/sewing quilt backs, cutting batting. We have a lot of finished tops that need to be quilted/finished. (A very good problem to have!)
- 2) Other standard Philanthropy workday activities
- 3) Cutting/prepping/sewing RAIL FENCE blocks from the August general meeting Sew-In.

If anyone has 1-1/2 yard to 2-yard cuts of fabric you don't want but think might make good borders for scrappy quilts, we can use the donations!


BRING YOUR LUNCH AND WATER!!

See you there!

Ida Colvin, Lynn Korito, Ellen French
PHILANTHROPY TEAM

Places to go, things to see!

San Diego Quilt Show 2019



San Diego Convention
Center, Hall F
111 W. Harbor Drive
San Diego, CA 92101

August 29 - 31, 2019
Thursday 10am to 6pm
Friday 10am to 6pm
Saturday 9am to 4pm



Featuring
2019 Guest Speaker
Mike "Mac" McNamara

info@sandiegoquiltshow.com

We are making great strides on organizing our guild's 2019 Quilt Show and the events leading up to the Quilt Show including the Eleanor Burns Still Stripping II: 40 Fabulous Years of Quilting show. Here is a list of events and opportunities to support the Quilt Show with the coordinator contact information for each.

Calendar items:

September 7th through October 4th Artists Exhibition (opportunity to display quilts/art pieces)

Where: Grace Mellman Library, 41000 County Center Dr., Temecula.

Contact: Paula McGaugh, 760-803-6920

September 21st through October 5th Quilt Walk (opportunity to display themed quilts)

Where: Participating stores in Old Town

Contact: Sheryl Eramo, 714-801-3574.

October 4th 6:30 – 8:30 pm Eleanor Burns Still Stripping II: 40 Fabulous Years of Quilting Show

Where: Community Rec Center, 30875 Rancho Vista Rd, Temecula (same as our monthly mtgs)

Tickets: On sale at June-September guild meetings (cash, check or credit card), \$20 members, \$25 non-members

Contact: Pat Jordan, 951-663-5345

October 5th 10-4 pm Old Town Temecula Quilt Show and Auction (Valley of the Mist Quilters Guild Quilt Show)

Where: 41000 Main St, Temecula

Contact: Rita Dominguez, 951-764-8898 OR Pat Jordan, 951-663-5345


Opportunities to support Quilt Show:

- Auction Quilt donations (make and donate quilts with quilter's share options - full donation or receive back 50% or 25% of the sale price). Rita Dominguez, 951-764-8898.
- Hand-made items to sell at show boutique. (same donation options as with auction) Contact: Shelley Wilson, 951-834-3345.
- Volunteer to help in a variety of ways during the day of the Quilt Show on October 5th. Sign-ups coming soon. Contact: Janine Anderson, 707-439-6685.
- Your quilts to hang all over Old Town during the one day Quilt Show on Oct. 5th. Quilts previously displayed are welcomed. Contact: Rita Dominguez, 951-764-8898.
- Small Quilts to hang in stores during the Quilt Walk taking place Sept 21st through Oct. 5th. Contact: Sheryl Eramo, 714-801-3574.
- Artists Exhibition Display in the Grace Mellman Library during Sept 7th through October 4th. Contact: Paula McGaugh, 760-803-6920.
- Participate in the Textile Art Display and Demonstrations program during the Quilt Show. Contact: Virginia Conkling, 714-336-7283.
- Provide sponsorships for Quilt Show. Contact: Laurie Gonzalez, 951-377-9639.
- Participate in planning Quilt Show – attend monthly meetings. Contact: Pat Jordan, 951-663-5345.


We really appreciate your support, help, and generous contributions.

Happy Quilting!

Rita and Pat



2019 Valley of the Mist Quilt Show



Quilt Show Countdown time!

Hello everyone.....we want to remind everyone that our deadline for all your quilt show contributions is quickly approaching. This includes the auction quilts, boutique items, and the quilt display forms for hanging quilts in the Old Town Temecula Outdoor Quilt Show. PLEASE REMEMBER TO BRING EVERYTHING BY THE SEPTEMBER MEETING (OR BY THE POSTED DEADLINE AT THE GUILD'S BOARD MEETING MONDAY AFTER MONTHLY MEETING HELD AT BETWEEN STITCHES QUILT SHOP). The committee is working hard, but without your help, we won't have a quilt show. The committee can do the planning and logistics, but you are essential to our success because without your quilts to display, we won't be able to show the community what a collection of beautiful quilts looks like when they are all hanging from the balconies and eaves of Old Town Temecula. It's that one day of the year when quilts become the centerpiece of Old Town. It's an incredible display to behold.

Please remember we also need auction quilts. We're hoping to have about 60 quilts to auction on October 5th. If you can't meet our deadline, please let us know what you are working on so we can include it in our plans. We'll do our best to work with you and your schedule. We certainly understand how busy you are and we really appreciate your efforts on the guild's behalf. Thank you all ♥

Rita and Pat

Hi, everyone!

We are getting very close to the Grace Mellman Library Mini-Quilt display! **Paula McGaugh** has worked so hard to make this yet another success! Paula will need the following information from you to display your quilts at the library. Paula will make arrangements to get your quilt into the display, even picking it up from you! She needs all of this information **by August 4, 2019**.

Personal Info:

Your name, e-mail address and phone number.

Digital Photo

Emailed to :

pdmcgaugh@hotmail.com

Quilt Biography Info:

The name of your quilt, your inspiration for the quilt and it's name.

The medium used, hand/machine piecing, hand/machine quilting, the size, the dollar value even if not for sale (library requested) and whether it is for sale.



Paula is ready to help with any questions at:
760.803.6920 or pdmcgaugh@hotmail.com

2019 Valley of the Mist Quilt Show

OLD TOWN TEMECULA OUTDOOR QUILT SHOW

October 5, 2019

Display of personal quilts

OPEN TO GUILD MEMBERS ONLY

You will be hanging your quilts at your assigned location on the morning of the show BEFORE 10am.

PLEASE PRINT AND FILL IN COMPLETELY – **FORMS ARE DUE AT SEPTEMBER 10TH MEETING**

For Mail-In Registration (mail to: Rita Dominguez, 40101 de Portola Road, Temecula CA 92592)

Quilter's Name: _____

Address: _____

Phone: Home _____ Mobile _____

Email that you check regularly _____

Number of quilts you wish to display in each category: _____ Wall/Baby _____

Lap/Throw _____ Twin _____ Full / Double _____ Queen _____ King _____

TOTAL _____

Number of Quilt Show labels you would like: _____

Friendship Group (if applicable) _____

Location Preference ** _____

**Please note we cannot guarantee this location.

You can prevent damage to or theft of your quilts by hanging a clean sheet behind any quilt you display and by not leaving your quilts unattended during the show.

Please read and acknowledge the following:

I understand that I alone am responsible for the safety and condition of any quilts I display in the Old Town Temecula Outdoor Quilt Show. I agree to hold harmless the Valley of the Mist Quilters Guild in the event of any damage to or theft of my property. I further understand that both the Guild and show attendees will probably photograph my quilt(s), as the quilt(s) will be hanging in a public place. I hereby grant permission to the Valley of the Mist Quilters Guild to publish any photographs of my work displayed in this show for non-commercial use.

PLEASE BRINGS QUILTS TO GUILD MEETINGS WITH FORMS ATTACHED. LAST MEETING TO TURN QUILTS/FORMS IN IS THE SEPTEMBER 10TH MEETING. EARLIER IS GREAT. WE CAN PICK UP ALSO!

Signed: _____ Date: _____

VALLEY OF THE MIST QUILTERS GUILD THANKS YOU FOR YOUR PARTICIPATION

2019 Valley of the Mist Quilt Show

OLD TOWN TEMECULA OUTDOOR QUILT SHOW LARGE QUILT AUCTION FORM

Use a separate form for each quilt.

If this is a group quilt, please list group name and individual names of all who participated.

PLEASE PRINT AND BE SURE ALL INFORMATION IS COMPLETE AND ACCURATE

Quilter(s) Name(s): (If multiple quilters, list contact person first)

Contact Phone _____ Contact E-mail that you check regularly _____

Name of Quilt to be auctioned (Required) _____

Dimensions: (more than 200" perimeter) _____ Pattern: _____

Check all that apply to this quilt:

_____ Throw _____ Twin _____ Double/Full _____ Queen _____ King

_____ Hand-pieced _____ Machine-pieced _____ Hand-quilted _____ Hand-appliquéd

_____ Machine-appliquéd _____ Machine quilted by: (name) _____

Vintage (Date: _____)

Additional details (25 words or less) _____

_____ Reserve Amount, if any: \$ _____

PLEASE read and sign the following:

I understand that this reserve amount means that if bidding does not reach this amount, the item will be returned to me, unsold. I understand that I may elect to receive 25% or 50% of the proceeds of the sale of this item or I may elect to donate 100% of the proceeds of its sale to the Guild. I understand that the Guild may choose to donate all or part of the proceeds to a charity or charities selected by the Quilt Show Committee. I choose the following option:

_____ Receive 25% of the proceeds - Please note: for payment of \$600 or more, a 1099 will be issued. A signed W-9 including your Social Security number will be required prior to payment for those receiving \$600 or more.

_____ Receive 50% of the proceeds - Please note: for payment of \$600 or more, a 1099 will be issued. A signed W-9 including your Social Security number will be required prior to payment for those receiving \$600 or more.

_____ Donate 100% of the proceeds to Valley of the Mist Quilters Guild.

Signature

Date

VALLEY OF THE MIST QUILTERS GUILD THANKS YOU FOR YOUR GENEROSITY

2019 Valley of the Mist Quilt Show

OLD TOWN TEMECULA OUTDOOR QUILT SHOW Member Donation for Boutique Direct Sale

*Use a separate form for each item. We will have a Guild boutique with quilts and other handmade items for sale at the Conference Room. All items are due with completed form by the September 16th board meeting.

QUILT DONATIONS: The perimeter of quilts should measure between 100" and 200".

Your name _____

Your address _____

City, State, ZIP code _____

Phone (Home) _____ Mobile _____

Email that you check regularly: _____

Quilt/Item Name (must have name) _____

Minimum sale price, if any: \$ _____

PLEASE read and sign the following:

I understand that the minimum price amount means that the quilt or item will not be sold for less than that amount. I understand that I may elect to receive 25% or 50% of the proceeds of the sale of this item or I may elect to donate 100% of the proceeds of its sale to the Guild. I understand that the Guild may choose to donate all or part of the proceeds to a charity or charities selected by the Quilt Show Committee. I wish to do the following (choose one):

_____ Receive 25% of the proceeds- Please note: For payment of \$600 or more, a 1099 will be issued. A signed W-9 including your Social Security number will be required prior to payment for those receiving \$600 or more.

_____ Receive 50% of the proceeds- Please note: For payment of \$600 or more, a 1099 will be issued. A signed W-9 including your Social Security number will be required prior to payment for those receiving \$600 or more.

_____ Donate 100% of the proceeds to Valley of the Mist Quilters Guild.

Signed: _____ Date: _____

VALLEY OF THE MIST QUILTERS GUILD THANKS YOU FOR YOUR GENEROSITY

For Guild Use Only:

Quilt/Item sold for \$ _____

2019 Valley of the Mist Quilt Show Mini Quilt Form

OLD TOWN TEMECULA OUTDOOR QUILT SHOW Display of Mini Quilts

Mini Quilts: Imagine a "Garden Vignette" with flower boxes and a Mini clothesline filled with your mini quilts! We are going to use this vignette at the entrance to welcome people to the 2019 VOTM Quilt Show, or to say 'thank you' as they leave.

Display Location: Temecula Civic Center Conference Room.

Size: The perimeter of each quilt should measure no more than 48" regardless of shape.

Form Delivery: Karen Wurfel or Ginger Conkling at the August Guild meeting or postmarked by August 4.

Mini Quilt Delivery: Karen Wurfel or Ginger Conkling by the September Guild meeting.

Returned to You: At the November meeting (unless you make other written arrangements on form).

Docent Guild Volunteers: If you choose to display a mini quilt(s), we hope that you would also volunteer to docent for one hour during the show. We would like two docents for each time slot. See the sign-up sheet in the registration area.

Name _____

Cell: _____ **Home:** _____

Email: _____

_____ Number of Mini Quilts to submit for display. Karen or Ginger will set-up the display. There will be a limited number of spaces so we suggest no more than three (3) per person.

Cards will be available to attach to your items at the August meeting.

Please read and acknowledge the following:

I understand that I alone am responsible for the safety and condition of any items I display in the Old Town Temecula Outdoor Quilt Show. I agree to hold harmless the Valley of the Mist Quilters Guild in the event of any damage or theft of my property. I further understand that both the Guild and show attendees will probably photograph my items, as they are displayed in a public place. I hereby grant permission the the Valley of the Mist Quilters Guild to publish any photographs of my work displayed in this show for non-commercial use.

Signed: _____ **Date:** _____

In-Person registration: FORM BROUGHT TO SEPTEMBER 10TH GUILD MEETING.

Mail-in registration: MUST BE POSTMARKED BY 9/10/19 and MAILED TO:

Quilt Registrar
32173 Jubilee Rd.
Winchester, CA 92596

Thank you for your participation in the category for our Quilt Show.

**For more information, contact Karen Wurfel at (661)-733-4037 or email: kjwurfel@gmail.com
Ginger Conkling at (714)-336-7283**

2019 Valley of the Mist Quilt Show Textile Art Form

OLD TOWN TEMECULA OUTDOOR QUILT SHOW Textile Art Form

Textile Arts: wearable art, handbags and totes, weaving, wool appliqué, wool felting, needle elting, textile dolls, needlepoint, embroidery, redwork, table runners, cloth baskets, sashiko, beading on fabric or handbags, woven fabric baskets, umbrellas, basically anything you enjoy doing that involves textiles. You may include either items you made or that you own (made by someone else). Three display options are explained below.

Display Location: Civic Center Conference Room

There are limited tables: Eight individual / group 54" round (First come, first served)

Four individual / group 36" round

Two 6' Community tables (Karen Wurfel & Ginger Conkling will set up.)

Pick up your 3 x 5 cards to label you items at the Quilt Show registration table.

Set Up Time: - for the round tables, you will bring your items and set up your table yourself. Look for your name/group name on the table. Please provide your own tablecloth. You are welcome to decorate your table to enhance the display. Make it pretty and inviting! Framed items should be placed on a stand or propped up safely. A dress form may sit next to your table with your wearable art.

Docent Guild Volunteers: If you choose to display some textile arts, we hope that you would also volunteer to docent for one hour during the show. We would like two docents for each time slot. See the sign-up sheet at the Quilt Show registration table.

_____ 1.) 54" round table for _____ just you; or _____ share it with a friend or two; or _____ share with you friendship group. General types of items (you don't need to list each item).

_____ 2.) 36' round table for _____ just you; or _____ share it with a friend or two; or _____ share with you friendship group. General types of items (you don't need to list each item).

_____ 3.) You may submit single or multiple items on a "Community Table".

Deliver to: Karen Wurfel or Ginger ConklinG at the September Guild meeting by the Philanthropy table. **Pick up:** November Guild meeting.

Individual name/ Group name _____

Contact person for group _____

Cell: _____ Home: _____ Email _____

Please read and acknowledge the following:

I understand that I alone am responsible for the safety and condition of any items I display in the Old Town Temecula Outdoor Quilt Show. I agree to hold harmless the Valley of the Mist Quilters Guild in the event of any damage or theft of my property. I further understand that both the Guild and show attendees will probably photograph my items, as they are displayed in a public place. I hereby grant permission the the Valley of the Mist Quilters Guild to publish any photographs of my work displayed in this show for non-commercial use.

Signed: _____

Date: _____

Mail in registration MUST BE POSTMARKED BY AUGUST 4, 2019 and mailed to:

Quilt Registrar
32173 Jubilee Rd.
Winchester, CA 92596

Eleanor Burns Extravaganza!

Eleanor Burns has been an icon in the quilting world for 40 years. Her first quilt book, *Make A Quilt In A Day, A Log Cabin Pattern*, was published in 1978 and since then she has authored over 100 books & patterns, designed fabrics for Benartex, Inc, and continues to delight quilters all over the world with her ongoing TV series, "**Quilt In A Day**". She has trained countless instructors, taught countless students at classes and retreats, and brought her entertaining shows to her adoring fans.

PLEASE JOIN US on Friday evening, October 4th for Eleanor's show that celebrates her 40th anniversary in quilting.....

STILL STRIPPING II, FORTY FABULOUS YEARS. Eleanor will reminisce, educate, and entertain you with her infectious joy & love of quilting. It's a show not to be missed!

FRIDAY, OCTOBER 4, 2019 6:30 PM

Temecula Community Recreation Center 30875 Rancho Vista Rd. Temecula

Tickets \$20 members & \$25 non-members – on sale at guild meetings through September

Contact Pat Jordan, 951-663-5345 or patjordan1966@gmail.com



Type to enter text

Show & Tell

Hello, everyone!

NO SHOW AND TELL IN AUGUST!

Thank you all for the many quilts that you bring each month. It is a thrill to see them. An important part of our monthly meetings is our inspirational Show & Tell.

For August, we will not have Show and Tell, since we will be sewing for Philanthropy. For September, please bring **Back to School** themes, **Kid** quilts; **Fall, autumn** quilts. Remember, we always like to see your recently completed quilts regardless of the theme of the month.

See you there,
Liz Lehner



2019 Board Members

POSITION	NAME	NAME
<u>Elected Positions:</u>		
PRESIDENT	Janice Quackenbush	
1st VICE PRESIDENT	Shelley Wilson	
2nd VICE PRESIDENT	Tawnya O'Herron	
TREASURER	Maryruth Wilson	
SECRETARY	Annette Fecteau	
WAYS and MEANS	Ellen French	
<u>Appointed Positions:</u>		
ADVERTISING COORDINATOR	Sheryl Eramo	
AMBASSADOR COORDINATOR	Patricia Ogden	
BLOCK OF THE MONTH COORDINATORS	Adrienne Ridder	Shelly McNeely
CHALLENGE QUILT COORDINATOR	Carole Donahoe	
CORRESPONDENCE SECRETARY	Vicki Jensen	
DOOR PRIZE COORDINATOR	Joyce Schmidt	
FABRIC EXCHANGE	Janice Emmerson	Candy Dalton
FACILITY COORDINATOR	Laurie Gonzales	
FRIENDSHIP GROUP COORDINATOR	Linda Bretton	
HOSPITALITY HOSTESS	Laurie Gonzales	
INTERNAL AUDITOR	Lynn Korito	
JUNE FUNDRAISER EVENT	Cindee Ferris	
LIBRARIAN	Laura Haskell	
MEMBERSHIP CHAIRS	Cheri McDowell	Bonnie Pelle
MERCHANDISE COORDINATOR	Diane Anderson	
MONTHLY MINI COORDINATOR	Charlotte Baker	
NEWSLETTER EDITOR	Diane Lapio	
OPPORTUNITY QUILT CHAIR	Candy Dalton	
OPPORTUNITY QUILT MRKTG	Gloria Bachmann	
PARLIAMENTARIAN	Chris Day	
PET BED COORDINATOR	Tawnya O'Herron	
PHILANTHROPY CHAIRS	Lynn Korito	Ida Colvin
PUBLICITY & PUBLIC RELATIONS	OPEN	
PRESIDENTS QUILT	Ellen French	
QUILT SHOW CHAIR	Rita Dominguez	
QUILT SHOW ASSISTANT	Pat Jordan	
RETREAT COORDINATOR, 2019	Jeanette Stevens	
RETREAT COORDINATOR, 2020	Jeanette Stevens	
SCCQG REPRESENTATIVE	Janice Quackenbush	
SOCIAL MEDIA COORDINATOR	Deanna Carpenelli	
SHOW & TELL COORDINATOR	Liz Lehner	
WEBSITE COORDINATOR	Hazel Martinez	
WORKSHOP COORDINATOR	Lupe Barker	



Reminders: Snacks & Door Prizes

Birthday Month	Bring Door Prize	Bring Snack	Monthly Program
January	yes (plus Dec.)	yes (plus Dec)	Speaker
February	yes	yes	Speaker
March	yes	yes	Speaker
April	yes	yes	Speaker
May	yes	yes	Speaker
June	no (bring in Sept.)	no (bring in July) (board members to bring snacks)	Basket Bonanza
July	no (bring in Sept.)	yes (plus June)	Quilters "U"
August	no (bring in Sept.)	yes	Philanthropy Sew
September	yes (plus June-Aug)	no, (bring in October)	Guild Birthday Party
October	yes	yes (plus Sept.)	Speaker
November	yes	yes	Speaker
December	no (bring in Jan.)	No	Holiday Party/Potluck

Monthly Programs & Room Set-Up

Valley of the Mist Quilters Guild Program and Room Set Ups

	January	February	March	April	May	June	July	August	September	October	November	December
Program	Speaker	Speaker	Speaker	Speaker	Speaker	Basket Bonanza	Quilters University	Phil. Sew In	Challenge Quilt	Speaker	Member Showcase	Holiday Party
Block of the Month	yes	yes	yes	yes	yes	no	no	no	yes	yes	yes	no
Challenge Quilt	yes	yes	yes	yes	yes	no	no	no	yes	no	no	no
Charm Squares	yes	yes	yes	yes	yes	no	no	no	yes	yes	yes	no
Door Prizes	yes	yes	yes	yes	yes	no	no	no	yes	yes	yes	no
Library	yes	yes	yes	yes	yes	no	no	no	yes	yes	yes	no
Merchandise Table	yes	yes	yes	yes	yes	no	no	no	yes	yes	yes	no
Monthly Mini	yes	yes	yes	yes	yes	no	no	no	yes	yes	yes	no
Opportunity Quilt	yes	yes	yes	yes	yes	yes	no	no	yes	yes	yes	no
Philanthropy	yes	yes	yes	yes	yes	no	no	no	yes	yes	yes	no
Show and Tell	yes	yes	yes	yes	yes	yes	yes	no	yes	yes	yes	no
Refreshments	yes	yes	yes	yes	yes	yes	yes	yes	yes	yes	yes	yes
						Board provides			Dessert contest			Members Potluck



Please Support Our Advertisers



Hallett's Quilting Service



Long Arm Quilting Services
Bonnie Hallett

1903 Overton Drive
Jasper, Alabama 35504

Phone: 205-265-2776
Cell: 858-735-8329

E-mail: hallettbonnie@gmail.com

Computer Guided pantograph (\$0.01/in)
Custom (\$0.06/in)
Large selection of patterns and thread
Batting available (sold by linear inch)
Other services available

I'd Rather Be Quilt'n
Cell 951-551-7985
Ruth A. O'Neill

Long-Arm Machine Quilting
Custom/Pantographs
Professional Quality Work
40+ Years Sewing Experience

Phone: 951-699-4887

Temecula, CA

Smoke-Free Environment



Quilts of Valor

Norma E. Enfield
P.O. Box 366
Murrieta, CA 92564

We are a 501(c)(3) non-profit organization

Creating Comfort, Love & Respect
for our Veterans, one quilt at a time

(951) 698-8791

quiltingtwin@verizon.net
www.QOVFTemecula.org



Are Your
Housing Needs
Changing?

Tarbell,
REALTORS

If You Are Experiencing:

- An Empty Nest
- An Expanding Family
- A Divorce
- A Relocation
- A Probate

You may have questions about how these life changes can affect your decision to sell your home.



Tarbell,
REALTORS

Adam
PIERSON

(951) 733-4468

AdamP@tarbell.com
CalBRE Lic #02008956



We Can Help You Find The Answers

Together, we can:

- Analyze the Current Value of Your Property
- Determine if This is a Good Time to Sell
- Maximize the Return on Your Investment
- Discuss How to Prepare Your Property for Sale
- Locate Your Next Home
- Consider Options to Keep the Property as a Rental



Adriane
RIDDER

(626) 893-5647

AdrianeR@tarbell.com
CalBRE Lic #02008957

Service you deserve. People you trust.

* If your home is listed, please disregard this notice. It is not intended to solicit other brokers' listings.

Don't wait! Call Today for a **FREE Market**
Analysis of your home's value.

COZY Creative CENTER

756 Jamacha Road, El Cajon, CA

Hours:

M-Sat: 10-5:30.
Sun: 12-4.



619-670-0652



CozyQuilt.com

Open 7 days a week

To Advertise in this
Newsletter
Please Contact:
Sheri Eramo
Inerm@aol.com

Fat Quarters Quilt Shop



728 Civic Center Dr.
(formerly Escondido Ave)
Vista, CA 92084
760-758-8308

www.fatquartersquiltshop.com

Monday thru Saturday 10:00 am – 5:30 pm
Closed on Sunday

Over 4000 bolts of the NEWEST fabrics!
Check out our 25% off Daily Sales!

Stop by and be inspired -
Meet your friends at Fat Quarters Quilt Shop!
Quilting the world together one stitch at a time since
1999!

Elaine's Nifty Needle

Longarm Quilting
Custom and
Edge-to-edge
Fast Turnaround

Elaine Giometti
1469 Camino Sueno
Hemet, CA 92545

417-230-1756
cegiometti@verizon.net



Reminders

Valley of the Mist Quilters Guild

27275 Ynez Rd. #435 Temecula, CA 92592

Newsletter Editor: Diane Lapio Website Co-ord.: Hazel Martinez

votmq@yahoo.com

<http://www.valleyofthemistquilters.com>

Follow us on Facebook



MISSION STATEMENT

Formed in 1990, Valley of the Mist Quilters Guild is a non-profit charitable, educational and social organization in the Temecula Valley. We promote the knowledge of, and appreciation for, all aspects of quilting and fiber arts with an active philanthropy program.

Our Meeting Location

Community
Recreation
Center
30875 Rancho
Vista Rd.
Temecula, CA

Exit the 15 Freeway
at Rancho California
Rd. and go East.
Go to Ynez Rd. and
turn right.
Go to Rancho Vista
Rd. and turn Left
The CRC is
approximately 1.5
miles on the right-
hand side.

**Everyone
Welcome!**



General Meeting, Tuesday, August 13 @ 6:15pm.

Board Meeting, Monday, August 19 @ 6:30pm.



What pattern are we
using for the Sew-In's
group project?

