



Baste & Banter



It's our annual December potluck!!

Inside This Issue

December Program	1
President's Message	2&3
Block of the Month	4
2019 Programs	5
Membership Renewal	6&7
Workshop & Merchandise Table	8
2018 Quilt Show Update	
Road to CA Notes	9
Philanthropy	10
Item for Sale	
Cookbooks	11
Board Members	12
Retreat & Showand Tell	13
Room Set-up	14
Advertisers	15&16
Reminders	17

December 11, 2018 6pm to 8:30pm

6:00 Set Up

6:15 Drinks and Hors D'oeuvres

6:30 Potluck Dinner

7:00 Gift Exchange

You may attend the potluck without participating in the gift exchange. We do have a lot of fun with it and hope you participate!

If you choose to participate, please bring a wrapped gift (no name identity) valued at approximately \$20 or more. (Please no less so we can keep it equitable for everyone.) Gifts should be either sewing/quilting related, holiday themed or spirits. Rules of the exchange: In the interest of time, each person will receive a number when they turn in their gift. We will start the exchange with the number one & proceed in numerical order to pick gifts. After you choose and open a gift, you may decide to keep the gift or steal from another person. **Each gift can be stolen only once with one exception.** At the end of the exchange, the member who holds number 1 may keep her gift or steal any gift even if it was stolen previously.



**Tuesday,
December 11
6:15, Social Time
6:45-9 Meeting**



President's Message

I hope everyone had a delightful Thanksgiving with family and/or friends, and that you each find many reasons to be thankful throughout the rest of the year and beyond.

I hope you can set a few dollars aside to donate to one of the organizations trying to take care of our fellow Californians in the wildfire areas. U.S. Red Cross is definitely involved. And then there's making quilts for those displaced. At this time, I don't know of a distribution point for this kind of effort, but we can check with the

SCCQG folks, who usually do.

Lynn Korito made a trip up to March ARB last week, to deliver some goods collected for the vets and to find out what their needs might be going into 2019. Despite what we were told in December 2017 by the man who came to our meeting and told us they were kind of stocked up into the foreseeable future on toiletries, this is not the case, as it turns out. There is an ongoing need for all the kinds of things we've been donating all along: toiletries, towels, sheets, clothing, and, of course, quilts. We have a nice hefty pile of quilts to take up this year, but as the guys (and gals) cycle in and out, there's a continuing need, as the quilts go with the person they've been gifted to. **Remember the sizes: minimum 64 x 80, but they can be both wider and longer.** If you want to buy things before the end of the year to maximize your deductions in 2018 (just save your receipts and earmark them for U.S. Vets), think expansively, and remember there are some older vets also: all standard toiletries, plus denture cleaner and foot powder, chapstick, deodorant, flashlights, stamps, USB drives, gas cards, bus passes. You can also always make a monetary donation to U.S. Vets, as they are a 501 (c) 3 nonprofit, just like we are. You can mail a donation to U.S. Vets, 15305 6th Street, March Air Reserve Base, CA 92518. Visit their website at usvetsinc.org/inlandempire.

Before I get any further, I want to again thank Pat Jordan and everyone else who worked on my President's Quilt, from the bottom of my heart. Wow!! What a beautiful and personalized quilt!! I was, and remain, overwhelmed by it. Although my family seems to think I should hang it up for display, I said no way. I don't want it sagging and fading! I sleep under it! Thank you again, it's lovely.

December's fun is just getting started, and our meeting this month is no exception. We have a potluck dinner where no one goes home hungry, and then we have a fun-filled gift exchange that is optional. Participants bring a **new, wrapped, gift valued at at least \$20.** Please do not bring the four-pack of Beatles glassware someone gave you several years ago. This is **NOT** a white elephant thing! Ideally, all participants go home with something they can use. Things that are perennially popular: OTT lights (if you can get a good deal at JoAnn's), gift cards to quilt shops, Jim Shore items, and "spirits." Okay, not bottles of Jim Beam. But bottles of Wilson Creek Almond Champagne usually cause a stir. But the advice is "quilty, Christmasy, or spirits." If you adhere to these general guidelines, you can't go wrong. Things to **NOT** bring: the aforementioned Beatles glasses, your old handbag, Christmas flower bulbs, Russell Stover chocolates. (I myself have struck out with the flower bulbs, as well as not-high-end chocolates.)

The Board hashed out the 2019 budget at the November Board meeting, and it's possible that we are expecting to spend a bit less than we hope to take in next year! It's still not finalized, and will be reviewed once more at the December Board meeting, then presented to you all for approval at the January meeting. The best way to understand how critical the Budget is, is to pretend you are self-employed. (Those of you who ARE self-employed pretty much get the Budget concept from the get-go.) You basically do not know how much money you will make in the coming year, although you have hopes. Lots of factors can affect how much you will be able to bring in, and when, such as the economy, maybe having to move because your landlord has decided to sell the house you've been renting. Then you have your expected expenses. Purely because you don't know for sure how much you will make, you should plan to rein in your expenses and cut corners where you can, just in case. This control of spending helps provide you with a cushion for the unexpected.

President's Message, cont.

The Guild's financial picture works exactly the same way. For years I've heard people comment that we have so much money in the bank, we should be able to spend it, go over budget, etc. The money in the bank is the reserve, the cushion. And the guild has had its emergencies. One year the CRC decided to leave the guild off its calendar for the Community Center. We had to scramble to find a place to meet. We finally ended up at the Four Seasons' Community Center, where several members lived. This was not an optimal place to meet, as there was no stage (show and tell and speakers' displays were very hard to see from anywhere other than the front row). Also, the floor was carpeted and the chairs were upholstered. This was problematic due to food and drink spillage, as we were responsible. And it cost us way more than the CRC did. AND, we were there for two or three years before the CRC allowed us back. This is why we have a budget, and why we need to regularly raise money to meet that budget.

I would never pressure people to donate their money to the guild (although many of us do), as many of us are really in no position financially to do so. But I will also never discourage anyone from donating to the guild in any way. (Remember, because we are a nonprofit, anything you do contribute from your own pocket is deductible. Just save your receipts and claim it.)

A word about the December Board meeting: The December Board meeting will be on the usual date and time, first Monday after the Guild meeting (this month, December 17th), starting at 6:30 pm, but will be held at the home of Cindy McAlister. **If you are an incoming board member for 2019, please plan to attend. If you are an outgoing board member, you are expected to attend as well. A potluck dinner will be provided by the outgoing board for the incoming board. Procedure manuals will be handed over. Dinner will be enjoyed. Probably wine will be imbibed. Cindy's address is 35414 Corte San Felipe, Winchester. I recommend you carpool if possible AND employ your GPS, as it's a bit tricky both to locate the house and to escape from the neighborhood.** That said, Cindy has a really lovely home with room for all of us and I am so grateful she offered to host! Thank you, Cindy!

One last thing: we still have a couple of unfilled positions for 2019: Publicity and Quilt Show Assistant. Both are vital positions and we can use your talents. A huge thank you to all our new members who have so quickly stepped up to the service plate and volunteered! Thank you so much! We so appreciate you and your willingness to get involved. It truly is the best way to both get acquainted and make a difference.

Until I see you, happy quilting!

Ellen French, President



Block of the Month

Block of The Month 2018: Block #12

It is hard to believe we are almost done with 2018. This is our last block of the year. It is another nine-patch variation with a four patch in the center. No triangles again this month! The blocks are due at the January 2019 meeting.

The fabrics you need this month are our focus fabric -- Effervescence – Wild by Robert Kaufman, your coordinating fabric based on the colors in the focus fabric, a black fabric and a white fabric.

We encourage you to make two blocks, one to enter in the drawing and one to keep. Also, the Guild's Facebook page should have a post directing you to the YouTube instructions for this block.

Cut list -- For one block:

Focus fabric: two $2\frac{1}{2}$ " squares
Coordinating-color fabric: four $2\frac{1}{2}$ " X $4\frac{1}{2}$ " rectangles
two $2\frac{1}{2}$ " squares
Black: four $2\frac{1}{2}$ " squares
White: four $2\frac{1}{2}$ " squares
four $4\frac{1}{2}$ " squares

Assembling the block:

- Use the photos for color placement and assembly help.
- To create the corner units: sew a black square to a white $2\frac{1}{2}$ " square. Press toward the black. Repeat three times. These corner units are not all the same. There are two units with the black at the top and two with the white, so place a coordinating-color $2\frac{1}{2}$ X $4\frac{1}{2}$ " rectangle right sides together each of these units, but turn two of the units around. Sew on the long edge. Press toward the color rectangle. Look closely at the photo above for reference.
- Create the center four-patch using the two focus fabric squares and the two coordinating-color $2\frac{1}{2}$ " squares. Sew a focus fabric piece to each of the color pieces. Press to the focus fabric. Now lay one of these units on the other, right sides together, with a focus fabric square on the color square of the other unit. Sew the long seam and press.

Now the final assembly! Lay out the pieces in correct order as shown in the photos.

- Using a precise $\frac{1}{4}$ " seam allowance and right sides together, sew the horizontal rows together. The top and bottom rows should be press away from the middle piece and the bottom row should be press toward the center square.
- Keep rows in order and now sew rows together. The seams should nest and help keep patches aligned.
- Press seams and square the block to $12\frac{1}{2}$ X $12\frac{1}{2}$ ". Repeat to make a second block to keep!

The winner of the October blocks at the November meeting was Jan Dolan. Congratulations! Stay tuned for more information on next year's block of the month. We have a new focus fabric that we will be selling fat quarters of at the meetings for \$2 each. We are trying to plan it so it should only take one fat quarter of the focus fabric to make two of all the twelve blocks for the year.

Adriane Ridder & Shelly McNeely
Block of the Month Coordinators





2019 Valley of the Mist Quilter's Guild Programs

Linda Schmidt
January 8, 2019
January 9, 2019

Lecture: Short Attention Span Trunk Show
Wednesday Workshop: Miniature Landscape 101

This is a grand quilt and garment show, where Linda will bring about 30 quilts and a few ensembles with an emphasis on artistic techniques, artistry and poetry. Techniques demonstrated in the hands-on workshop include fabric painting, leaf painting, various methods of machine and hand appliqué, machine embroidery, thread painting, use of Solvy and disappearing medium as well as free motion quilting.

Tamara Leberer
February 12, 2019
February 13-14, 2019

Lecture: The Art of Silk Fusion
Midweek Workshop: Silk Fusion and Mosaics

Tamara, from Golden, Colorado, will provide a two-day workshop combining fibers with textile medium producing rich in luxurious shine and color. In this class, the students will create two silk fusion pieces which will then be used to create a mosaic on the second day. The \$60 workshop fee includes: silk tussah fibers, silk hankies, fabric medium, silk threads, Angelina fibers, gold leafing for embellishment, fiberglass screening, brushes and the plastic drop cloths for the fusion process.

Peggy Martin
March 12, 2019
March 16, 2019

Lecture: Enjoying the Journey
Saturday Workshop: Millennium Star

Peggy will teach a quick-strip paper piecing method using assembly-line piecing on fabric strips. Beginners find this method less confusing and easy to learn, while experienced quilters are delighted by this quicker, simplified technique. See her website for photos, and detailed descriptions and supply lists.

Wendy Mathson
April 9, 2019
April 13-14, 2019

Lecture: Storm at Sea - From Traditional to Contemporary
Weekend Workshop: Storm at Sea

In another two-day workshop, Wendy will offer three pattern variations to make using the traditional "Storm at Sea" block, vastly simplified by learning a method of trimming as you sew, using squares and rectangles cut from strips. All patterns are supplied. Students are not required to purchase tools, books or kits.

Elizabeth Eastmond
May 14, 2019
May 18, 2019



Lecture: Art Quilts for the Non-Artist
Saturday workshop: Spectrum 18" Square

Elizabeth is in the process of adding new lectures and workshops from which we can choose at a later date. This handwork class, done with English Paper Piecing (EPP), is shown with Kaffe Fassett fabrics with a wide range of surface color for a lot of fussy cutting to get the rainbow.

Sue Rasmussen
October 8, 2019
October 12, 2019

Lecture: A Desperate Housewife's Quilt Journey
Saturday Workshop: Curved Paper Pieced Flying Geese

Students immediately move beyond the basic paper pieced geese, by adding a dramatic twist, to design a small quilt (18" x 24") with **curved** flying geese. In this class, you will learn to design, draw, measure and sew the pattern. Sue will discuss, in detail, the many options available for using curved flying geese in borders or as central design elements — opening up new horizons to **curved** paper foundation piecing.



2019 Membership Application & Renewal

Valley of the Mist Quilters Guild

PMB 435, 27475 Ynez Road., Temecula, CA 92591

Membership Form

Dues are **\$30** for the year, January 1 through December 31. Our January meeting is the renewal deadline. Please fill out the form below and either mail it to the Guild (Attn: Membership) or turn it in at the next meeting along with your payment. Make checks payable to Valley of the Mist Quilters Guild.

You must have a completed membership form included with your dues payment.

Today's Date: _____ New Member _____ Renewal _____ Membership #: _____

Name: _____ Birthday: Month/Day _____

Mailing Address: _____

City: _____ Zip: _____

Phone: Home _____ Cell _____

Email Address: (This address will be used to email your monthly newsletter and annual roster & updates) _____

- I require a printed copy of the annual roster. (Updates will be via email): Yes _____ No _____
- May we use photos of you and/or your work on our website? Yes _____ No _____
- How would you rate yourself as a quilter? Beginner _____ Intermediate _____ Advanced _____
- Are you interested in joining a friendship group? Yes _____ No _____

What type of programs or workshops would you like to see offered? Specific speakers/teachers?

New members, please tell us how you found out about the guild:

Guild Participation:

_____ Serve as an elected or appointed official, or in an auxiliary position. Indicate area of interest below.

Preference: _____

_____ Serve on any standing or special committee (Quilt Show, Philanthropy, Opportunity Quilt, Membership)

Preference: _____

Members are requested to sell or purchase \$20.00 worth of Opportunity Quilt tickets, participate in the work of the Guild and in the work of the Quilt Show. If you have any questions, please go to our website (valleyofthemistquilters.com) or contact a Board member. You can also write us at the address above.

Payment:

Membership Card:

Guest Pass:

Roster:

2019 Membership

Quilt Show Participation (1st Saturday in October)

Name: _____

Email: _____

Date _____

All members of the Valley of the Mist Quilters Guild are asked to help make our annual quilt show successful. The following list includes the most common choices available for quilt show participation. If you have another idea, please contact the Quilt Show Chairperson.

This form will be submitted to the Quilt Show Chairperson.

_____ Work on Quilt Show Committee: attend monthly committee meetings, help plan and execute the quilt show

_____ Work a minimum of 3 hours at or toward the Quilt Show

_____ Make and donate a quilt larger than 24" x 24" for the Quilt Show Auction. (This may be done as a group project friendship group or others.)

VOMQG Membership Application Page 2 Rev: 11/2018

Membership in Valley of the Mist Quilters Guild runs from January 1-December 31. Dues are payable before end of January if you are renewing. Fill out your forms & bring with your payment of \$30 to the December or January meeting or mail per instructions below. What a bargain for 12 monthly meetings, national and local speakers and workshop teachers, quilt show participation, seasonal activities, friendship groups, an active philanthropy group, community involvement and as much quilting fun as you can stand! Join or renew & tell your friends! These forms are also available on our Guild website.

Workshop Reminders

Time is running out to sign up for Linda Schmidt's January 9th class Miniature Landscape 101. A variety of techniques will be demonstrated in the hands-on workshop include fabric painting, leaf painting, various methods of machine and hand appliqué, machine embroidery and thread painting, use of Solvy and disappearing medium and free motion quilting.

Contact Deanna Carpinelli ASAP
951-694-9808
carpinelliteamoffers@gmail.com



Spaces are still available for our upcoming workshops. I will be taking signups at the December meeting, just come see me. I am also taking sign ups by phone, text, and email. My phone number is 951-634-2634, and my email is Carpinelliteamoffers@gmail.com.

We need more students for our 2 day Silk Fusion workshop and the Saturday workshop in March. There is a strong chance the workshops that don't get enough students could be canceled if we do not fill them well enough in advance. I'm looking forward to these classes myself, they are all extreme bargains and a lot of fun!

--

Deanna Carpinelli
deanna.carpinelli@camoves.com
951 634- 2634

Merchandise Table

We had a **Holiday theme** at our last meeting. Our table earned \$329 at the November meeting bringing the yearly total to \$1,424. Thank you to all participants that supported the Merchandise Table throughout this year.

Congratulations to the following winners of the themed baskets. **Cindy McAlister** for "Tote Bag", **Tina Sandoval** for "Let it Snow", **Mary Creaman** for "Tea Time", **Hazel Martinez** for "Country Christmas", **Colleen Cisneros** for "Ho! Ho! Ho!", and **Shelley Wilson** for "Quilt Crazy". The Merchandise Table will return at the January 2019 meeting. Tickets are only a \$1 each or 7 tickets for \$5. It's a fun way to support the Guild and you could also be a lucky winner!!

As you are sorting through your fabric stash, books, notions, quilt patterns, etc., please keep the Merchandise Table in mind. New and gently used items are gladly accepted and appreciated. Items are collected at the monthly meetings.

Thank you again for supporting Merchandise! See you at the December meeting!!

Jeanette Stevens and Elaine Giometti



2018 Quilt Show Update

We will not be presenting checks to the three charities chosen as recipients of a portion of the proceeds from the Quilt Show Auction (4 Paws 4 Patriots, Round Up Hope, and Quilts of Valor). Our financial review is not yet complete, but our donations will be distributed when the review is done.

I want to encourage you all to sign up to be part of the 2019 Quilt Show. It is the guild's biggest and only real public event of the year, also the biggest fundraiser. We need your help.

Putting on the Quilt Show is a pretty big task that requires the help of many people. The whole production would be much easier with more committee members to share the load. We always need new ideas in terms of organization and fundraising. Your talents, skills, ideas, and enthusiasm will all help make our 21st Old Town Temecula Quilt Show the best one ever. Remember, "it takes a guild to put on a quilt show." Watch the newsletter for details on meeting dates and times, and please consider joining us.

Happy Holidays!

Rita Dominguez, Quilt Show Chair



Road to California Quilt Show

Thank you to all who volunteered to do white glove duty and those who volunteered to sell Opportunity Quilt tickets at Road to California in January. I will send an email in January to remind all the volunteers of the time you agreed to work and the general rules that Road to California requests we follow. Meanwhile, sit back, relax, do a bit of quilting and enjoy the holidays.

Many thanks, Gloria Bachmann





Philanthropy Workday Potluck

Let's welcome the New Year
together with friendship and fun,
and a day of service.

Saturday, Dec 29th 10:00-3:00

Assistance League Community Room
28720 Via Montezuma
Temecula, CA 92590

We will be cutting batting, backs and binding
and begin preparing pillowcase kits.

Bring: Sewing Machine and all supplies

RSVP or for more information contact: *
Karen Wurfel, 661-733-4037

RSVP or for more information contact: *
Karen Wurfel, 661-733-4037




Machine for Sale

For Sale: For the free motion quilter -- Handi Quilter Sweet Sixteen sit-down quilting machine. It's 3 years old and gently used. It comes with a stitch regulator plus a fold-down extension for the table. All for \$2000. Call **Shelly McNeely** at 503-278-1122



2018 Cookbooks!!

Cook Books



Will be available for pickup and Sale at the October and November and December meetings.

2019 Board Members

<u>POSITION</u>	<u>NAME</u>	<u>NAME</u>	<u>NAME</u>
<u>Elected Positions:</u>			
PRESIDENT	Janice Quackenbush		
1st VICE PRESIDENT	Shelley Wilson		
2nd VICE PRESIDENT	Cindy McAlister		
TREASURER	Mary Jane Wilson		
SECRETARY	Annette Fecteau		
WAYS and MEANS	Ellen French		
<u>Appointed Positions:</u>			
ADVERTISING COORDINATOR	Sheryl Eramo		
AMBASSADOR COORDINATOR	Patricia Ogden		
BLOCK OF THE MONTH COORDINATORS	Adrianne Ridder	Shelley McNeely	
CHALLENGE QUILT COORDINATOR	Carole Donahoe		
CORRESPONDENCE SECRETARY	Vicki Jensen		
DOOR PRIZE COORDINATOR	Joyce Schmidt		
FABRIC EXCHANGE	Janice Emmerson	Candy Dalton	
FACILITY COORDINATOR	Laurie Gonzales		
FRIENDSHIP GROUP COORDINATOR	Linda Bretton		
HOSPITALITY HOSTESS	Laurie Gonzales		
INTERNAL AUDITOR	Lynn Korito		
JUNE FUNDRAISER EVENT	Linda Bretton		
LIBRARIAN	Laura Haskell		
MEMBERSHIP CHAIRS	Cheri McDowell	Bonnie Pelle	
MERCHANDISE COORDINATOR	Diane Anderson		
MONTHLY MINI COORDINATOR	Charolette Baker		
NEWSLETTER EDITOR	Diane Lapio		
OPPORTUNITY QUILT CHAIR	Candy Dalton		
OPPORTUNITY QUILT MRKTG	Gloria Bachmann		
PARLIAMENTARIAN	Ellen French		
PET BED COORDINATOR	Tawnya O'Herron		
PHILANTHROPY CHAIRS	Lynn Korito	Ida Colvin	
PUBLICITY & PUBLIC RELATIONS	OPEN		
PRESIDENTS QUILT	Ellen French		
QUILT SHOW CHAIR	Rita Dominguez		
QUILT SHOW ASSISTANT	OPEN		
RETREAT COORDINATOR, 2019	Jeanette Stevens		
RETREAT COORDINATOR, 2020	Jeanette Stevens		
SCCQG REPRESENTATIVE	Janice Quackenbush		
SOCIAL MEDIA COORDINATOR	Deanna Carpenelli		
SHOW & TELL COORDINATOR	Sheryl Lam	Liz Lehner	
WEBSITE COORDINATOR	Hazel Martinez		
WORKSHOP COORDINATOR	Lupe Barker		

2019 Retreat News



The VOMQG Spring Retreat will be March 29-31, 2019, at the beautiful Vina de Lestonnac facility. Cost of Retreat is \$350.00 per person, with **payment in full due on or before February 12, 2019.** We do have a wait list, as the Retreat is FULL. If you signed up and cannot attend, please let us know as soon as possible, so we may contact those on the wait list to fill your spot.

Retreat payments can be made at each monthly Guild meeting. If you are unable to attend monthly meetings, please feel free to mail your payment to: Jeanette Stevens, 45960 Classic Way, Temecula, CA 92592. Make checks payable to VOMQG. Note "Retreat 2019" on memo line.

See you at Guild!

Jeanette Stevens and Elaine Giometti
2019 Retreat Coordinators



Show & Tell

Thank you all for the many quilts that you bring each month. It is a thrill to see them. An important part of our monthly meetings is our inspirational Show & Tell.

For December, please bring Christmas quilts that you can lay on the stage edge to make the room festive. You may want to bring something to weight them down (maybe a small water bottle)?

There will not be any formal Show and Tell.

See you in January for our regular Show and Tell and please bring your Winter themed quilts or anything you have recently finished.

Thank you,

Dot Demmin and Liz Lehner

Reminders: Snacks & Door Prizes

Birthday Month	Bring Door Prize	Bring Snack	Monthly Program
January	yes (plus Dec.)	yes (plus Dec)	Speaker
February	yes	yes	Speaker
March	yes	yes	Speaker
April	yes	yes	Speaker
May	yes	yes	Speaker
June	no (bring in Sept.)	no (bring in July) (board members to bring snacks)	Basket Bonanza
July	no (bring in Sept.)	yes (plus June)	Quilters "U"
August	no (bring in Sept.)	yes	Philanthropy Sew
September	yes (plus June-Aug)	no, (bring in October)	Guild Birthday Party
October	yes	yes (plus Sept.)	Speaker
November	yes	yes	Speaker
December	no (bring in Jan.)	No	Holiday Party/Potluck

Monthly Programs & Room Set-Up

Valley of the Mist Quilters Guild Program and Room Set Ups

	January	February	March	April	May	June	July	August	September	October	November	December
Program	Speaker	Speaker	Speaker	Speaker	Speaker	Basket Bonanza	Quilters University	Phil. Sew In	Challenge Quilt	Speaker	Member Showcase	Holiday Party
Block of the Month	yes	yes	yes	yes	yes	no	no	no	yes	yes	yes	no
Challenge Quilt	yes	yes	yes	yes	yes	no	no	no	yes	no	no	no
Charm Squares	yes	yes	yes	yes	yes	no	no	no	yes	yes	yes	no
Door Prizes	yes	yes	yes	yes	yes	no	no	no	yes	yes	yes	no
Library	yes	yes	yes	yes	yes	no	no	no	yes	yes	yes	no
Merchandise Table	yes	yes	yes	yes	yes	no	no	no	yes	yes	yes	no
Monthly Mini	yes	yes	yes	yes	yes	no	no	no	yes	yes	yes	no
Opportunity Quilt	yes	yes	yes	yes	yes	yes	no	no	yes	yes	yes	no
Philanthropy	yes	yes	yes	yes	yes	no	no	no	yes	yes	yes	no
Show and Tell	yes	yes	yes	yes	yes	yes	yes	no	yes	yes	yes	no
Refreshments	yes	yes	yes	yes	yes	yes	yes	yes	yes	yes	yes	yes
						Board provides			Dessert contest			Members Potluck



Please Support Our Advertisers



Hallett's Quilting Service

Long Arm Quilting Services



Bonnie Hallett

35109 Highway 79 SPC 212
Warner Springs, CA 92086

Phone: 760-782-3763

Cell: 858-735-8329

E-mail: hallettb@att.net

COZY Creative CENTER

756 Jamacha Road, El Cajon, CA

New Hours:

M-Sat: 10-5:30.

Sun: 12-4.

15
Cozy Years

619-670-0652

CELEBRATING
15 COZY
YEARS

CozyQuilt.com

Open 7 days a week

Are Your
Housing Needs
Changing?



Tarbell,
REALTORS

If You Are Experiencing:

- An Empty Nest
- An Expanding Family
- A Divorce
- A Relocation
- A Probate

You may have questions about how these life changes can affect your decision to sell your home.



Tarbell,
REALTORS

Adam
PIERSON

(951) 733-4468

AdamP@tarbell.com

CalBRE Lic #02008956



Adriane
RIDDER

(626) 893-5647

AdrianeR@tarbell.com

CalBRE Lic #02008957

Service you deserve. People you trust.

* If your home is listed, please disregard this notice. It is not intended to solicit other brokers listings.

Don't wait! Call Today for a FREE Market
Analysis of your home's value.

I'd Rather Be Quilt' n

14 Years Long-Arm Machine Quilting
Professional Quality Work @ Affordable Prices
Custom/Pantographs

Pantographs Quilted Edge to Edge

Large Pattern & Thread Selection

Quilter's Dream Battings (100% Cotton, 70/30, poly, wool)

Warm & Natural Batting

Smoke-Free Environment

Ruth A. O'Neill

951-699-4887 Temecula



Quilts of Valor

Norma E. Enfield

P.O. Box 366

Murrieta, CA 92564

We are a 501(c)(3) non-profit organization

Creating Comfort, Love & Respect
for our Veterans, one quilt at a time

(951) 698-8791

quiltingtwin@verizon.net

www.QOVFTemecula.org

To Advertise in this
Newsletter
Please Contact:
Sheri Eramo
lnerm@aol.com

Fat Quarters Quilt Shop



728 Civic Center Dr.
(formerly Escondido Ave)
Vista, CA 92084
760-758-8308

www.fatquartersquiltshop.com

Monday thru Saturday 10:00 am – 5:30 pm
Closed on Sunday

Over 4000 bolts of the NEWEST fabrics!
Check out our 25% off Daily Sales!

Stop by and be inspired -
Meet your friends at Fat Quarters Quilt Shop!
Quilting the world together one stitch at a time since
1999!



Reminders

Valley of the Mist Quilters Guild

27275 Ynez Rd. #435 Temecula, CA 92592

Newsletter Editor: Diane Lapio Website Co-ord.: Hazel Martinez

votmq@yahoo.com

<http://www.valleyofthemistquilters.com>

Follow us on Facebook



MISSION STATEMENT

Formed in 1990, Valley of the Mist Quilters Guild is a non-profit charitable, educational and social organization in the Temecula Valley. We promote the knowledge of, and appreciation for, all aspects of quilting and fiber arts with an active philanthropy program.

Our Meeting Location

Community Recreation Center
30875 Rancho Vista Rd.
Temecula, CA

Exit the 15 Freeway at Rancho California Rd. and go East. Go to Ynez Rd. and turn right. Go to Rancho Vista Rd. and turn Left. The CRC is approximately 1.5 miles on the right-hand side.

Everyone Welcome!



General Meeting, Tuesday, December 11 @ 6:15pm.

Board Meeting, Monday, December 17 @ 6:30pm.

Bring December Potluck items.

Come have fun and enjoy your friends!!

