



Baste & Banter

Inside This Issue

February Program	1
President's Message	2
2019 Programs	3
Block of the Month	4
Ways & Means Info	5
Places to Go...	6
Membership Forms	7&8
Challenge Quilt 2019	9
2019 Quilt Show 2019 Retreat	10
Opportunity Quilt & Show & Tell	11
Philanthropy	12&13
Board Members	14
Room Set-up	15
Advertisers	16&17
Reminders	18



Tamara Leberer is Coming!

Several years ago, when visiting the quilt museum in Golden, Colorado, I discovered Tamara Leberer's quilt shop and studio across the street. The quilts displayed for sale in the shop, the settee covered in fabulous fabrics, the enthusiasm of the quilters involved in the workshop, and the beautiful silk "woven" fabrics I saw sewn into purses and accessories excited me so much I asked Tamara if she would come to California to teach a workshop. Skip ahead to some five years later and she's finally going to grace our stage! It's not too late to sign up for her two day workshop and be inspired by learning her amazing silk fusion technique and incorporating your newly acquired skill into your own quilts.

It's just \$70 for two days (comparable workshops are at least twice the price at Road to California) and \$60 for all of the fabrics, dyes, patterns and materials, to complete your own project by the end of the second day. All you need to bring is your enthusiasm. Hope to see you there!

As a sidenote, Linda Schmidt's Miniature Landscape Class was amazing, and for those who registered, the acclaim was that the tips and hints she offered regarding threads, needles, sewing machine settings and fabrics, was well worth the price of admission-and the best reason for signing up for workshops. Don't miss out!

Shelley



Tuesday, February 12
6:15, Social Time
6:45-9 Meeting

President's Message



I hope you all had as much fun as I did at Road to California we are so proud of our **Shirley Brown** (her quilt is below!) for her honorable mention in the appliqué division. Way to go Shirley, excellent job! I just have to mention again how excited I am to be your president and I'm excited to see all of the beautiful things that we will create and to get to work with each one of you.

February is the month of love so bring in all of your love themed quilts the ones you love, the ones you love making, and the ones you love giving. Everyone loves a good Show and Tell ! Bring in what you've made and let us all see it.

As a reminder our basket bonanza is coming up in June we have our guild member **Cindy Ferris** has volunteered to be the chairperson, thank you, Cindy! For those of you that are new to the guild, the basket bonanza is a fundraiser. We ask you all to clean out your sewing rooms and your quilting stashes and bring in the things that you haven't used, won't use, can't use, don't like anymore or just want to get rid of (just kidding we don't want your junk) just your gently used quilting stuff !

What we do is group it all together in attractive bundles or baskets and raffle them off during our June meeting. If you're unsure if your donation is for the bonanza or for the merchandise table just bring it in and we'll sort out where it should go.

I would like to encourage all of our guild members to become more active in our guild. Here are a couple of ways for you to do that:

1) create or join a friendship group.

Linda Breton up at the front table is heading up the friendship groups if there isn't room in a group or if you have an interest and there isn't a group that supports that, we can create one.

2) volunteer

Philanthropy meets monthly and would welcome any help or assistance you can give. They also have kits and quilts for binding and quilts to be long armed please consider speaking with Ida or Lynn and they will point you in the direction to help.

Thank you all for being the best part of our guild.

See you all on the 12th !

Janice Quackenbush
President





2019 Valley of the Mist Quilter's Guild Programs

Linda Schmidt
January 8, 2019
January 9, 2019

Lecture: Short Attention Span Trunk Show
Wednesday Workshop: Miniature Landscape 101

This is a grand quilt and garment show, where Linda will bring about 30 quilts and a few ensembles with an emphasis on artistic techniques, artistry and poetry. Techniques demonstrated in the hands-on workshop include fabric painting, leaf painting, various methods of machine and hand appliqué, machine embroidery, thread painting, use of Solvy and disappearing medium as well as free motion quilting.

Tamara Leberer
February 12, 2019
February 13-14, 2019

Lecture: The Art of Silk Fusion
Midweek Workshop: Silk Fusion and Mosaics

Tamara, from Golden, Colorado, will provide a two-day workshop combining fibers with textile medium producing rich in luxurious shine and color. In this class, the students will create two silk fusion pieces which will then be used to create a mosaic on the second day. The \$60 workshop fee includes: silk tussah fibers, silk hankies, fabric medium, silk threads, Angelina fibers, gold leafing for embellishment, fiberglass screening, brushes and the plastic drop cloths for the fusion process.

Peggy Martin
March 12, 2019
March 16, 2019

Lecture: Enjoying the Journey
Saturday Workshop: Millennium Star

Peggy will teach a quick-strip paper piecing method using assembly-line piecing on fabric strips. Beginners find this method less confusing and easy to learn, while experienced quilters are delighted by this quicker, simplified technique. See her website for photos, and detailed descriptions and supply lists.

Wendy Mathson
April 9, 2019
April 13-14, 2019

Lecture: Storm at Sea - From Traditional to Contemporary
Weekend Workshop: Storm at Sea

In another two-day workshop, Wendy will offer three pattern variations to make using the traditional "Storm at Sea" block, vastly simplified by learning a method of trimming as you sew, using squares and rectangles cut from strips. All patterns are supplied. Students are not required to purchase tools, books or kits.

Elizabeth Eastmond
May 14, 2019
May 18, 2019

Lecture: Art Quilts for the Non-Artist
Saturday workshop: Spectrum 18" Square

Elizabeth is in the process of adding new lectures and workshops from which we can choose at a later date. This handwork class, done with English Paper Piecing (EPP), is shown with Kaffe Fassett fabrics with a wide range of surface color for a lot of fussy cutting to get the rainbow.

Sue Rasmussen
October 8, 2019
October 12, 2019

Lecture: A Desperate Housewife's Quilt Journey
Saturday Workshop: Curved Paper Pieced Flying Geese

Students immediately move beyond the basic paper pieced geese, by adding a dramatic twist, to design a small quilt (18" x 24") with **curved** flying geese. In this class, you will learn to design, draw, measure and sew the pattern. Sue will discuss, in detail, the many options available for using curved flying geese in borders or as central design elements — opening up new horizons to **curved** paper foundation piecing.



Block of the Month

Block of The Month 2019: Block #2

Welcome back to our year of improvisational piecing! This month we are going to do something pretty easy, it's an Improv Log Cabin. Remember we are using our new focus fabric, Modern Movement by Henry Glass (available at the guild meetings for \$2 per fat quarter.) You only need to use this fabric if you are turning in a block for the drawing. The blocks are due at the March 2019 meeting.

The fabrics you need this month are the focus fabric, your coordinating fabric based on the colors in the focus fabric, a grey fabric and a white fabric. As you can see in the photos, you can use a traditional arrangement of the colors or be more creative.

We encourage you to make two blocks, one to enter in the drawing and one to keep. Also, the Guild's Facebook page should have a post directing you to the YouTube instructions for this block.

Cut list -- For one block:

Focus fabric: one chunk, with four straight sides, they don't have to be parallel, no bigger than 3" square

Grey, white, and coordinating-color fabric: Use strips of these fabrics that vary from 1" to 3" wide. You can use the focus fabric too, but don't use too much or you may run short later in the year. This is a good use of scraps.

Assembling the block:

- Lay the chunk of focus fabric right side up with the side you want to add a strip to on your right. Choose any of your other fabrics and place this fabric wrong side up on the focus fabric, align the tops and the right sides. Make sure this strip is long enough to cover the length of the focus fabric.
- Sew the strips together using a $\frac{1}{4}$ " seam. Press to the newly added fabric – unless it is your white fabric, then press to your starting piece. Lay the piece in front of you as in photo three. Turn the unit 90° in either direction. Remember the direction you choose and after each piece is added, you will turn your block in that direction.
- Use a rotary cutter and ruler and trim so the right edge is straight, don't worry if it is at an angle. Continue as in step one and lay the next fabric even with the right edge and top. Sew on the piece and press to the newly added fabric – unless it is your white fabric.
- You can add the strips in any order you want. A traditional log cabin is similar to photo 1, but do what pleases you. Continue to add strips, turning the block 90° each time you add a strip until it is roughly 13.5" square. If your 12.5" square up ruler can't cover the whole block, and there is extra showing on all sides it is large enough.
- Using the 12.5" square up ruler, square the block to 12.5". Move the ruler around until you find the final look you like best. See photos four and five. Repeat to make a second block to keep!

Adriane Ridder & Shelly McNeely
Block of the Month Coordinators



Photo 1



Photo 2



Photo 3

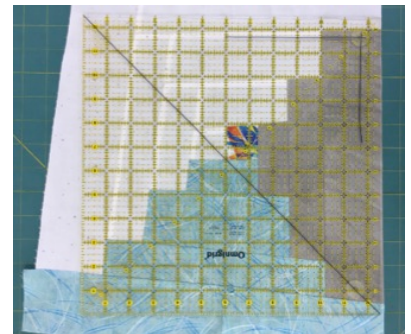


Photo 4




Photo 5

Ways And Means

For those who might not know, Ways and Means is the committee that raises funds for the guild to continue to operate. The budget we just approved expects to spend well over \$35,000 this year. We need to raise at least that much in order to be able to do all these things. So Ways and Means is comprised of all income-producing operations: the Opportunity Quilt, the quilt auctions, etc. at the annual quilt show, Monthly Mini and Merchandise table ticket sales, and the June Basket Bonanza.

We are actively collecting your unwanted quilty goods for the Basket Bonanza. These items can range from **fat quarters, orphan blocks, books, patterns, kits (new or even partially completed!), fabric lengths of all kinds, embroidery floss and hoops, etc., hand quilting hoops you no longer use, and just about anything from your sewing room that you have finally realized you're never going to use.** We are happy to take it. We collect all this stuff through the May guild meeting, and then have a high old time in June, buying tickets to try to win things we ourselves did not donate. Please also **think of us if you have any unwanted baskets**, as we are a little short on them this year. (I lost a big bagful out of the back of my pickup last year—went sailing off into the dark.)

Please bring all your goods to each guild meeting and deliver them to Cindee Ferris (**Thank you so much for volunteering to handle this event, Cindee!**). If you have a lot of stuff, please contact Cindee and make arrangements to deliver to her or, if she can, for her to pick up from you. Whatever you do, please make sure you contact her and make arrangements. Please do not just bring it to guild and abandon it somewhere. (That has happened several times!)

If you have some things that you think might be better off with our Merchandise table, please deliver these items to Diane Anderson at the Merchandise Table. **Merchandise is now located up front by the stage, by the windows.** Be sure to stop by each month to see what goodies Diane has that you could win. **Monthly Mini** is on the opposite side of the room, and Char Baker is happy to sell you the winning ticket. Best to buy several to increase your odds!

COMING SOON: Fabric bundles for SALE! These bundles and rolls will be of various widths and quantities, all quilt-shop quality, and all at great prices to increase your scrap stash! Look for them in February.

Thank you for supporting your guild!

Ellen French, Ways and Means



Places to Go, Things to See!

South Bay Quilters Guild Annual Quilt Show

3330 Civic Center Drive
Torrance, CA
February 16 through 17, 2019

Saturday & Sunday 10am to 4pm
Admission — \$10 and free parking

southbayquiltersguild.org
\$1 off coupon @ SBQG website

Featuring Nadine Kirk




Pomona Quilt, Craft & Sewing Festival

1101 W. McKinley Avenue, Bldg. 6
Pomona, CA 91768
February 21 through 23, 2019

Thursday & Friday — 10am to 5pm
Saturday — 10am to 4pm
Admission — Free

quiltcraftsew.com
Show program available Feb. 11

**FREE Seminars // Hourly Prize Drawings // HUGE Vendor
Mall // Make & Take It Projects // and much more!**



Valley of the Mist Quilters Guild

PMB 435, 27475 Ynez Road., Temecula, CA 92591

Membership Form

Dues are **\$30** for the year, January 1 through December 31. Our January meeting is the renewal deadline. Please fill out the form below and either mail it to the Guild (Attn: Membership) or turn it in at the next meeting along with your payment. Make checks payable to Valley of the Mist Quilters Guild.

You must have a completed membership form included with your dues payment.

Today's Date: _____ New Member _____ Renewal _____ Membership #: _____

Name: _____ Birthday: Month/Day _____

Mailing Address: _____

City: _____ Zip: _____

Phone: Home _____ Cell _____

Email Address: (This address will be used to email your monthly newsletter and annual roster & updates) _____

- I require a printed copy of the annual roster. (Updates will be via email): Yes _____ No _____
- May we use photos of you and/or your work on our website? Yes _____ No _____
- How would you rate yourself as a quilter? Beginner _____ Intermediate _____ Advanced _____
- Are you interested in joining a friendship group? Yes _____ No _____

What type of programs or workshops would you like to see offered? Specific speakers/teachers?

New members, please tell us how you found out about the guild:

Guild Participation:

_____ Serve as an elected or appointed official, or in an auxiliary position. Indicate area of interest below.

Preference: _____

_____ Serve on any standing or special committee (Quilt Show, Philanthropy, Opportunity Quilt, Membership)

Preference: _____

Members are requested to sell or purchase \$20.00 worth of Opportunity Quilt tickets, participate in the work of the Guild and in the work of the Quilt Show. If you have any questions, please go to our website (valleyofthemistquilters.com) or contact a Board member. You can also write us at the address above.

Payment:

Membership Card:

Guest Pass:

Roster:

Quilt Show Participation (1st Saturday in October)

Name: _____

Email: _____

Date _____

All members of the Valley of the Mist Quilters Guild are asked to help make our annual quilt show successful. The following list includes the most common choices available for quilt show participation. If you have another idea, please contact the Quilt Show Chairperson.

This form will be submitted to the Quilt Show Chairperson.

_____ Work on Quilt Show Committee: attend monthly committee meetings, help plan and execute the quilt show

_____ Work a minimum of 3 hours at or toward the Quilt Show

_____ Make and donate a quilt larger than 24" x 24" for the Quilt Show Auction. (This may be done as a group project friendship group or others.)

VOMQG Membership Application Page 2 Rev: 11/2018

Membership in Valley of the Mist Quilters Guild runs from **January 1-December 31**. We will accept renewals until the end of February, so if you have not already done so, be sure to **fill out your forms & bring with your payment of \$30 to the February meeting** or mail per instructions below. What a bargain for 12 monthly meetings, national and local speakers and workshop teachers, quilt show participation, seasonal activities, friendship groups, an active philanthropy group, community involvement and as much quilting fun as you can stand! Join or renew now & tell your friends! These forms are also available on our Guild website.

2019 Challenge Quilt



2019 Valley of the Mist Quilt Guild CHALLENGE: "Quilter's Going Wild, appreciating Nature's Wildlife"

Judging Categories:

1. Originality and creativity of design
2. Best use of color
3. Excellence in workmanship

Judging shall be based on the following:

1. The quilt's focus is one or more wildlife creatures.
2. Each member may enter one (1) quilt in the Challenge - show us your best!
3. The quilt is current, completed after September 2018.
4. Size of quilt has no minimum, but maximum size is a 240" perimeter (so all quilts can be displayed during judging and at the Old Town Quilt Show).
5. The quilt is made of our fave medium - fabrics, either by hand or machine, sandwiched with batting, and quilted by hand, domestic or long-arm machine.
6. The quilt is labeled with quilter's name and date. The label shall be covered at judging time, using blue painter's tape preferred.
7. Quilter shall sign up to enter the Challenge, with the Challenge Coordinator Carole Donahoe at any Guild Meeting from February to August 2019, or by email to caroledonahoe@icloud.com.
8. Quilter shall have fun and enjoy challenging fellow quilters!



2019 Valley of the Mist Quilt Show

Our first planning meeting for the 2019 Quilt Show was outstanding and we were able to fill our critical lead positions. For those that showed up and offered their support, we cannot thank you enough for stepping up and agreeing to help us plan and organize our 21st annual Quilt Show.

The ideas and suggestions discussed have led to some new concepts which we are pursuing. Although we will need many more helping hands to make the 2019 Quilt Show our largest fund raiser ever, we are well on our way. A sign-up sheet will be available at the February meeting laying out the many volunteer positions that are available.

Please come join our **Quilt Show Committee Meeting on Friday, February 1st, 2019, at 1pm** at Grace Mellman Library. The Library is located at 41000 County Center Drive in Temecula.

Joining our committee is a great way for you to get to know your fellow Guild Members and a perfect way for new members to get acquainted and involved. Help us make Old Town shine with quilts. Two major participation areas that we hope you will consider are first to hang your quilts at our show and secondly to make and donate a spectacular quilt to our live auction. We have many months to make this happen, but it will sneak up quickly so if you can help support our auction, we'd be extremely grateful. We do have options for you to receive back a portion of the profit of the sale of a donated quilt to help defray some of the cost. We will also have a boutique so there are many items needed for it to be as successful as this past year.

Rita Dominguez, Quilt Show Chair

Pat Jordan, Quilt Show Assistant



2019 Retreat

The VOMQG Spring Retreat will be March 29-31, 2019, at the beautiful Vina de Lestonnac facility. Cost of Retreat is \$350.00 per person, with **payment in FULL due on or before the February 12, 2019 General Meeting**. Cash, checks or credit card will be accepted.

Also, as a reminder you need to be a **member** in good standing to attend or reserve a space for future Guild Retreats. If you did not renew your membership at the January 2019, please make sure to do so by or at the February meeting.

If you are unable to attend the February Guild meeting, please feel free to mail your payment to: Jeanette Stevens, 45960 Classic Way, Temecula, CA 92592. Make checks payable to VOMQG. Note "Retreat 2019" on memo line. **Payments must be received by February 12, 2019!!**

If you signed up and cannot attend, please let us know as soon as possible.

See you at Guild!

Jeanette Stevens and Elaine Giometti
2019 Retreat Coordinators



Opportunity Quilt

A **big** thank you to all who volunteered to white glove or sell tickets at the Road to California Show in January. This allowed us to take the opportunity quilt to the show to sell tickets as well as cookbooks. A reminder to all new members and the members from last year who have not yet seen me. I have a packet of tickets for the opportunity quilt for each of you. I also have cookbooks, guild logo pins, and guild tote bags for sale. See me at the back of the room at the February meeting!

Gloria Bachmann



Show & Tell

An important part of our monthly meetings is our inspirational Show & Tell. For those that are new to our guild - close to the end of our meetings, members are invited to show off our newly finished or older (especially if it's been a long time since we've seen it) quilts. The number one "most interesting and fun" agenda item that remains top on the list of the comments received by members is the Show & Tell. We all love seeing our members' projects (finished or unfinished). Remember that we are all at different levels of quilting and every quilt will be an inspiration to someone.

We have tables in the back where we would like you to lay out your quilts that you will be showing so all can see them before the meeting and at break. When it's time to Show & Tell, just pick up your quilt (s) and line up close to the stage steps. Please tell everyone your name and anything interesting about your quilt when showing (add the quilter's name). We will help hold your quilt so you can be free to show it off!


For February, please bring your **Valentine, red/white, heart motifs, lace quilts** to show off. Remember, we always like to see your recently completed quilts regardless of the theme of the month. Just for planning and for the fun of celebrating a monthly theme, the below list is our suggestion for the year, but again, you can bring any quilt you'd like to show.

MONTHLY THEMES: Use as an inspiration for the next project! We always want to see completed quilts after workshops too!

March- GREEN or Celtic designs; Embellished quilts

April- pastels & Easter themes, Spring flowers or garden quilts

We look forward to hosting the monthly Show & Tell! See you February 12th.
Liz Lehner



Philanthropy

PHILANTHROPY IS SOMETHING WE CAN ALL DO

As the year begins, we are awed by the number of things the guild produced for philanthropic purposes in 2018. We hope to equal or exceed these efforts in 2019. To do so, of course, we need your help. Luckily, helping with philanthropy is something we all can do, even if we do or don't attend the Saturday work days each month.

First, though, you should know that we do have a Philanthropy Work Day, the last Saturday of every month. This is a fun day of cooperative working that includes sewing, cutting kits, sorting fabric, cutting batting and quilt backs. It is typically the production from these Saturdays that results in the items we bring to the back of the room on General Meeting days: pillowcase kits for pickup, quilts that need bindings attached, and quilts that need quilting. If you are one of the angels who pick up and complete these tasks, we are so grateful for your help! Thank you!

Something else we continue to do is to collect items for the vets who are engaged in the hard work of changing their lives out at March Air Reserve Base. These are men and women who have served our country and in doing so, were terribly damaged by the horrors of war. When they came home, they were unable to cope without the help of drugs and/or alcohol, and began the slow slide into homelessness. Thanks to the intervention of the U.S. Vets program, these veterans have made the choice to return to the world. They are in rehab, connected again to the VA for medical attention and psychiatric help, and get job training. They have nothing except what the U.S. Vets program can give them. We provide a little help there. If you would like to help where you can in this effort, these men and women can use a wide variety of household items, including twin bed-size quilts. Please see my other article for a list of items you can donate if you are so inclined. As for the bed quilts, the minimum size is 64" x 84". The quilts are very popular with the vets; everyone wants one. Because they take time to produce, and because there is a continuing need for them, they are given away on a merit system. If you want to make a "Vet's Quilt" on your own, please feel free to do so! We will make sure it gets there. **Please note: March ARB quilts must measure at least 64" x 80" in order to fit their beds. If you donate something smaller than that but intended for a veteran, it will likely be donated to a different veterans' organization.**

Our biggest challenge is having enough nice, coordinating fabrics with which to construct quilts for anyone. We are fortunate to have many lengths of backing fabrics right now, but it remains a challenge to coordinate quilt top fabrics. If you happen to find yourself at M & L, or some other fabric emporium's sale room, we can always use some donations of 3-yard cuts of background fabrics! Always! Another thing you can do (if you are inclined, of course), is to donate your own pillowcase kits. This is something I routinely do when I do when I visit a quilt shop. A pillowcase takes essentially one yard of fabric: $\frac{3}{4}$ yard for the body, another $\frac{1}{4}$ yard for the cuff, and a 3" strip, selvage to selvage, for the accent strip. We can usually come up with accent strips, but coordinating fabrics for the other parts can be a huge challenge!



Philanthropy, con't.

If you can spare the purchase for one pillowcase combo, buy a $\frac{3}{4}$ yard cut and $\frac{1}{4}$ yard for the cuff. If you can spare 2 yards, get 1-1/2 yards for two pillowcase bodies, and $\frac{1}{2}$ yard for two cuffs. (OR, just get a yard of each of two coordinating fabrics and we will reverse them accordingly.) Easy-peasy! Additionally, you may **always** make quilts on your own for philanthropy. We donate quilts and pillowcases to a variety of places, so there is a need for children's quilts as well as quilts for men and women.

We would be delighted to have you join us on any or all of our Last Saturday Philanthropy Work Days. You may bring your machine and tools and just sew on your philanthropy quilt or pillowcases, or leave the machine at home and help us in other ways. There's always lots to be done, even if it's just sorting out fabrics to make kits or pressing quilt backs, or whatever. Our cutting tables are on risers to try to spare your back. We have cutting mats, ironing boards and irons. Bring your rotary cutter and a ruler if you want to help cut. We start at 10am and usually work until 3pm. Bring your lunch and water!

FEBRUARY WORK DAY IS SATURDAY, FEBRUARY 23

10AM TO 3PM

**AT THE ASSISTANCE LEAGUE OF TEMECULA
28720 VIA MONTEZUMA, TEMECULA**

The Assistance League very generously allows us to use their meeting room each month. In return, we help support their work with foster children, with quilts and pillowcases, and various thrift donations.

We hope that if you are new to the Guild, you will decide to get involved with our philanthropy efforts. There's really nothing like the good feeling you get when you have made something to comfort someone else in need. There's also nothing quite like the camaraderie of a group of caring quilters! If you're a long-time member of the Guild who has never done this before, join us! You already know us. Become us!

Thanks so much for your help,

Ida Colvin, Lynn Korito, and Ellen French
Philanthropy

ITEMS YOU CAN COLLECT FOR DONATION TO U.S. VETS

- **Pots and pans**
- **Bath mats**
- **Shower curtains**
- **Kitchen towels and dishcloths**
- **Bath towels and washcloths**
- **Shampoo**
- **Toothpaste**
- **Individually packaged toothbrushes**
- **Bar soap**
- **Deodorant**
- **Chapstick**
- **Shave cream**
- **Razors**
- **Men's socks**

****bring to the back of the room and leave with Philanthropy**

2019 Board Members

<u>POSITION</u>	<u>NAME</u>	<u>NAME</u>	<u>NAME</u>
<u>Elected Positions:</u>			
PRESIDENT	Janice Quackenbush		
1st VICE PRESIDENT	Shelley Wilson		
2nd VICE PRESIDENT	Cindy McAlister		
TREASURER	Maryruth Wilson		
SECRETARY	Annette Fecteau		
WAYS and MEANS	Ellen French		
<u>Appointed Positions:</u>			
ADVERTISING COORDINATOR	Sheryl Eramo		
AMBASSADOR COORDINATOR	Patricia Ogden		
BLOCK OF THE MONTH COORDINATORS	Adrianne Ridder	Shelley McNeely	
CHALLENGE QUILT COORDINATOR	Carole Donahoe		
CORRESPONDENCE SECRETARY	Vicki Jensen		
DOOR PRIZE COORDINATOR	Joyce Schmidt		
FABRIC EXCHANGE	Janice Emmerson	Candy Dalton	
FACILITY COORDINATOR	Laurie Gonzales		
FRIENDSHIP GROUP COORDINATOR	Linda Bretton		
HOSPITALITY HOSTESS	Laurie Gonzales		
INTERNAL AUDITOR	Lynn Korito		
JUNE FUNDRAISER EVENT	Linda Bretton		
LIBRARIAN	Laura Haskell		
MEMBERSHIP CHAIRS	Cheri McDowell	Bonnie Pelle	
MERCHANDISE COORDINATOR	Diane Anderson		
MONTHLY MINI COORDINATOR	Charolette Baker		
NEWSLETTER EDITOR	Diane Lapio		
OPPORTUNITY QUILT CHAIR	Candy Dalton		
OPPORTUNITY QUILT MRKTG	Gloria Bachmann		
PARLIAMENTARIAN	Ellen French		
PET BED COORDINATOR	Tawnya O'Herron		
PHILANTHROPY CHAIRS	Lynn Korito	Ida Colvin	
PUBLICITY & PUBLIC RELATIONS	OPEN		
PRESIDENTS QUILT	Ellen French		
QUILT SHOW CHAIR	Rita Dominguez		
QUILT SHOW ASSISTANT	Pat Jordan		
RETREAT COORDINATOR, 2019	Jeanette Stevens		
RETREAT COORDINATOR, 2020	Jeanette Stevens		
SCCQG REPRESENTATIVE	Janice Quackenbush		
SOCIAL MEDIA COORDINATOR	Deanna Carpenelli		
SHOW & TELL COORDINATOR	Sheryl Lam	Liz Lehner	
WEBSITE COORDINATOR	Hazel Martinez		
WORKSHOP COORDINATOR	Lupe Barker		



Reminders: Snacks & Door Prizes

Birthday Month	Bring Door Prize	Bring Snack	Monthly Program
January	yes (plus Dec.)	yes (plus Dec)	Speaker
February	yes	yes	Speaker
March	yes	yes	Speaker
April	yes	yes	Speaker
May	yes	yes	Speaker
June	no (bring in Sept.)	no (bring in July) (board members to bring snacks)	Basket Bonanza
July	no (bring in Sept.)	yes (plus June)	Quilters "U"
August	no (bring in Sept.)	yes	Philanthropy Sew
September	yes (plus June-Aug)	no, (bring in October)	Guild Birthday Party
October	yes	yes (plus Sept.)	Speaker
November	yes	yes	Speaker
December	no (bring in Jan.)	No	Holiday Party/Potluck

Monthly Programs & Room Set-Up

Valley of the Mist Quilters Guild Program and Room Set Ups

	January	February	March	April	May	June	July	August	September	October	November	December
Program	Speaker	Speaker	Speaker	Speaker	Speaker	Basket Bonanza	Quilters University	Phil. Sew In	Challenge Quilt	Speaker	Member Showcase	Holiday Party
Block of the Month	yes	yes	yes	yes	yes	no	no	no	yes	yes	yes	no
Challenge Quilt	yes	yes	yes	yes	yes	no	no	no	yes	no	no	no
Charm Squares	yes	yes	yes	yes	yes	no	no	no	yes	yes	yes	no
Door Prizes	yes	yes	yes	yes	yes	no	no	no	yes	yes	yes	no
Library	yes	yes	yes	yes	yes	no	no	no	yes	yes	yes	no
Merchandise Table	yes	yes	yes	yes	yes	no	no	no	yes	yes	yes	no
Monthly Mini	yes	yes	yes	yes	yes	no	no	no	yes	yes	yes	no
Opportunity Quilt	yes	yes	yes	yes	yes	yes	no	no	yes	yes	yes	no
Philanthropy	yes	yes	yes	yes	yes	no	no	no	yes	yes	yes	no
Show and Tell	yes	yes	yes	yes	yes	yes	yes	no	yes	yes	yes	no
Refreshments	yes	yes	yes	yes	yes	yes	yes	yes	yes	yes	yes	yes
						Board provides			Dessert contest			Members Potluck

Hallett's Quilting Service



Long Arm Quilting Services
Bonnie Hallett

1903 Overton Drive
Jasper, Alabama 35504

Phone: 205-265-2776
Cell: 858-735-8329

E-mail: hallettbonnie@gmail.com

Computer Guided pantograph (\$0.01/in)
Custom (\$0.06/in)
Large selection of patterns and thread
Batting available (sold by linear inch)
Other services available

COZY Creative CENTER

756 Jamacha Road, El Cajon, CA

New Hours:
M-Sat: 10-5:30.
Sun: 12-4.



**CELEBRATING
15 COZY
YEARS**

619-670-0652

CozyQuilt.com

Open 7 days a week

**Are Your
Housing Needs
Changing?**



**Tarbell,
REALTORS**

If You Are Experiencing:

- An Empty Nest
- An Expanding Family
- A Divorce
- A Relocation
- A Probate

You may have questions about how these life changes can affect your decision to sell your home.



**Tarbell,
REALTORS**

**Adam
PIERSON**
(951) 733-4468
AdamP@tarbell.com
CalBRE Lic #02008956



**Adriane
RIDDER**
(626) 893-5647
AdrianeR@tarbell.com
CalBRE Lic #02008957

Service you deserve. People you trust.

* If your home is listed, please disregard this notice. It is not intended to solicit other brokers listings.

**Don't wait! Call Today for a FREE Market
Analysis of your home's value.**

I'd Rather Be Quilt'n
Cell -951-551-7985
Ruth A. O'Neill

Long-Arm Machine Quilting
Custom/Pantographs
Professional Quality Work
40+ Years Sewing Experience

Phone: 951-699-4887

Temecula, CA

Smoke-Free Environment



Quilts of Valor

Norma E. Enfield
P.O. Box 366
Murrieta, CA 92564

We are a 501(c)(3) non-profit organization
Creating Comfort, Love & Respect
for our Veterans, one quilt at a time

(951) 698-8791

quiltingtwin@verizon.net
www.QOVFTemecula.org



**To Advertise in this
Newsletter
Please Contact:
Sheri Eramo
Inerm@aol.com**

Fat Quarters Quilt Shop



728 Civic Center Dr.
(formerly Escondido Ave)
Vista, CA 92084
760-758-8308

www.fatquartersquiltshop.com

Monday thru Saturday 10:00 am – 5:30 pm
Closed on Sunday

Over 4000 bolts of the NEWEST fabrics!
Check out our 25% off Daily Sales!

Stop by and be inspired -
Meet your friends at Fat Quarters Quilt Shop!
Quilting the world together one stitch at a time since
1999!

Elaine's Nifty Needle

Longarm Quilting
Custom and
Edge-to-edge
Fast Turnaround

Elaine Giometti
1469 Camino Sueno
Hemet, CA 92545

417-230-1756
cegiometti@verizon.net



Reminders

Valley of the Mist Quilters Guild

27275 Ynez Rd. #435 Temecula, CA 92592

Newsletter Editor: Diane Lapio Website Co-ord.: Hazel Martinez

votmq@yahoo.com

<http://www.valleyofthemistquilters.com>

Follow us on Facebook



MISSION STATEMENT

Formed in 1990, Valley of the Mist Quilters Guild is a non-profit charitable, educational and social organization in the Temecula Valley. We promote the knowledge of, and appreciation for, all aspects of quilting and fiber arts with an active philanthropy program.

Our Meeting Location

**Community
Recreation
Center
30875 Rancho
Vista Rd.
Temecula, CA**

Exit the 15 Freeway
at Rancho California
Rd. and go East.
Go to Ynez Rd. and
turn right.
Go to Rancho Vista
Rd. and turn Left
The CRC is
approximately 1.5
miles on the right-
hand side.

**Everyone
Welcome!**



General Meeting, Tuesday, February 12 @ 6:15pm.

Board Meeting, Monday, February 18 @ 6:30pm.



Invite your friends!

Let's make this year our best year yet!!



What are the dimensions needed for
each of the quilts we will make for
March ARB veterans?