



Baste & Banter

Inside This Issue

January Program	1
President's Message	2
2019 Programs	3
Block of the Month	4
Ways & Means Info	5
Membership Renewal 6&7	
2019 Quilt Show & Door Prize Info	8
Opportunity Quilt & Show & Tell.	9
Philanthropy	10
Board Members	11
Room Set-up	12
Advertisers	13&14
Reminders	15



Linda Schmidt, Fabric Artist

We are so fortunate to have such a renowned Quilter as Linda Schmidt who will be gracing our stage in January. In addition to her copious lecture and workshop schedule she also creates quilts on commission for cities and institutions nationally and internationally. I first encountered Linda at Meet the Teachers several years ago, and have been eager to have her introduced to our guild ever since.

You need only to check out her website at www.shortattentionspanquilting.com for inspiration on how to approach pictorial and landscape quilts using various techniques she is willing to teach to replicate in class what you observe and nature.

Linda first begin her quilting journey at the age of eight inspired by her grandmother. She boasts "four part time jobs, three children, one husband, a five bedroom house she cleans herself, three flutes, three guitars, and a piano," yet, one of her most prized possessions is her grandmother's quilt made of aprons she wore, and uncles' and aunts' shirts and dresses and pieces left over from dresses made for grandchildren.

One of her favorite quotes by Martha Graham is: "There is vitality, a life-force, a quickening that is translated through you into action. And because there is only one of you in all time, this expression is unique. If you block it, it will never exist through another medium. It will be lost. The world will not have it. It is not your business to determine how good it is ... It is your business to keep it yours clearly and directly, to keep the channel open."

Please welcome Linda Schmidt, from Dublin, California.



Tuesday, January 8
6:15, Social Time
6:45-9 Meeting

President's Message



I hope that everyone had a fantastic and memorable holiday season and that you are all as excited about 2019 as I am. I can't wait to see all the wonderful events and workshops and creativity to be had in this new year.

I'm very honored to be president of this amazing guild for the 2019 year. It is my experience as a guild member that has me so excited to lead such a fantastic group of women with our new executive board members!!

I would like to thank Ellen French for the amazing leadership she brought to us in the 2017 and 2018 guild years. I know I had a ton of fun and I also learned a lot. Ellen, your unselfish dedication and commitment did not go unnoticed!

I would like to mention my thanks to everyone who volunteered and sacrificed this year and last, without each and everyone of you we would not be able to do the awesome service to the charities we so love without you.

I have some great goals for 2019 and with such an inspiring group of ladies I am confident that we can achieve them.

First of all, I would love to increase our membership by 20%. This will mean that I would like to challenge all of you to invite, at least, two people to our monthly meetings. Even if it's a someone you run into at a quilt shop or at Road to California always remember, there's no such thing as a stranger just a friend you haven't met yet. As we all say, the more the merrier. We all get two free passes with our membership dues, so use them this year, give them away!! I think we will all be surprised by how many new faces we will see.

I will do my best to ensure that everyone has a full field experience and enjoy all that this wonderful guild has to offer. I look forward to getting to know each of you better and working alongside of you.

if you have any questions please, please. I can't say this enough pick up the phone, call me, email me and give me your suggestions give me your feedback I'm a firm believer in that it takes a village to be successful and I'm honored to be an important part of this village
Here's to a Great Year !!!

Happy Quilting
Thank you!
Janice Quackenbush
President
909-772-5098
Janice.kay@me.com





2019 Valley of the Mist Quilter's Guild Programs

Linda Schmidt
January 8, 2019
January 9, 2019

Lecture: Short Attention Span Trunk Show
Wednesday Workshop: Miniature Landscape 101

This is a grand quilt and garment show, where Linda will bring about 30 quilts and a few ensembles with an emphasis on artistic techniques, artistry and poetry. Techniques demonstrated in the hands-on workshop include fabric painting, leaf painting, various methods of machine and hand appliqué, machine embroidery, thread painting, use of Solvy and disappearing medium as well as free motion quilting.

Tamara Leberer
February 12, 2019
February 13-14, 2019

Lecture: The Art of Silk Fusion
Midweek Workshop: Silk Fusion and Mosaics

Tamara, from Golden, Colorado, will provide a two-day workshop combining fibers with textile medium producing rich in luxurious shine and color. In this class, the students will create two silk fusion pieces which will then be used to create a mosaic on the second day. The \$60 workshop fee includes: silk tussah fibers, silk hankies, fabric medium, silk threads, Angelina fibers, gold leafing for embellishment, fiberglass screening, brushes and the plastic drop cloths for the fusion process.

Peggy Martin
March 12, 2019
March 16, 2019

Lecture: Enjoying the Journey
Saturday Workshop: Millennium Star

Peggy will teach a quick-strip paper piecing method using assembly-line piecing on fabric strips. Beginners find this method less confusing and easy to learn, while experienced quilters are delighted by this quicker, simplified technique. See her website for photos, and detailed descriptions and supply lists.

Wendy Mathson
April 9, 2019
April 13-14, 2019

Lecture: Storm at Sea - From Traditional to Contemporary
Weekend Workshop: Storm at Sea

In another two-day workshop, Wendy will offer three pattern variations to make using the traditional "Storm at Sea" block, vastly simplified by learning a method of trimming as you sew, using squares and rectangles cut from strips. All patterns are supplied. Students are not required to purchase tools, books or kits.

Elizabeth Eastmond
May 14, 2019
May 18, 2019

Lecture: Art Quilts for the Non-Artist
Saturday workshop: Spectrum 18" Square

Elizabeth is in the process of adding new lectures and workshops from which we can choose at a later date. This handwork class, done with English Paper Piecing (EPP), is shown with Kaffe Fassett fabrics with a wide range of surface color for a lot of fussy cutting to get the rainbow.

Sue Rasmussen
October 8, 2019
October 12, 2019

Lecture: A Desperate Housewife's Quilt Journey
Saturday Workshop: Curved Paper Pieced Flying Geese

Students immediately move beyond the basic paper pieced geese, by adding a dramatic twist, to design a small quilt (18" x 24") with **curved** flying geese. In this class, you will learn to design, draw, measure and sew the pattern. Sue will discuss, in detail, the many options available for using curved flying geese in borders or as central design elements — opening up new horizons to **curved** paper foundation piecing.



Block of the Month

Block of The Month 2019: Block #1

Welcome to our 2019 block of the month. Here is our first improvisational block for the year with our new focus fabric, Modern Movement by Henry Glass. The blocks are due at the February 2019 meeting.

The fabrics you need this month are our new focus fabric (we will have fat quarters for \$2 at the meeting), your coordinating fabric based on the colors in the focus fabric, a grey fabric and a white fabric.

We encourage you to make two blocks, one to enter in the drawing and one to keep. Also, the Guild's Facebook page should have a post directing you to the YouTube instructions for this block.




Cut list -- For one block:

- Focus fabric: one 1" X 13.5" rectangle
- Grey, white, and coordinating-color fabric: cut a total of seven strips from these three fabrics, 13.5" long, with widths varying from 2" to 3.5". The total width of these seven strips need to equal at least 16 inches but no more than 17.25".

Including the focus fabric, you should have eight, 13.5" strips.

Assembling the block:

- Arrange the strips in an order that pleases you. Try to have one of your wider strips in the middle – not the focus fabric strip. After they are sewn together, we will be cutting down the middle, so we need the middle to be wide enough to cut and have at least ½ inch of fabric on either side of the cut.
- Sew the strips together using a ¼" seam. Try to keep the ends even.
- Now cut the block in four by cutting down the middle of each side. If any of the edges are ragged, trim to even up the side, but trim as little as possible. The four cut pieces should be about 6 ¾" square.



- Now lay out these squares as a 4-patch and rotate these squares until you find an arrangement that you like.
- Sew together each row and press the center seams in opposite directions.
- Sew these two rows together.
- Press seams and square the block to 12½ X 12½". Repeat to make a second block to keep!

Adriane Ridder & Shelly McNeely
Block of the Month Coordinators



START CLEANING YOUR SEWING ROOM!

I know it has just turned into winter and all, but now that the holidays are over, it's definitely time to at least start taking stock of what-all is lurking in your sewing room. I believe my own sewing room is probably in worse shape than most, so I'll be getting at this task myself, don't think I won't.

The process of cleaning one's sewing room isn't really Spring Cleaning, which is why I'm advocating a prompt start. It's one of those **New Year's Resolution things**, which is why I'm going to be shameless about reminding you about this every single month here in the newsletter. Yes, it's time to get real—**really real**—about what's in there, and whether you're actually ever going to do anything with it other than move it to another corner. I believe the rule of thumb for sorting all sorts of amassed (sorry—collected) goods is **if you haven't done anything with it in three years, you're not likely to this year either**. But I do realize it's hard to part with some particularly lovely fabrics, or kits, or whatever. What I finally decided was that I should turn it over to the guild, and either let someone put the dang project together for philanthropy, or sell it.

So I urge you to get to work in your sewing room, setting aside a bin just for guild. Believe me, the guild can find a use for whatever it is: philanthropy, or the Merchandise table, or the June Basket Bonanza. And P.S.: we can also use any old baskets or other fun containers you don't need. And you know you have them. It's a kind of genetic thing with quilters, to buy various baskets and little trunks and little lunch boxes and other containers. If you decide you don't need some of these things, we'll take them! Also, if you maybe got two dozen little tubes of hand cream for Christmas and you're allergic to them (I'm not making a veiled reference to the one dozen tunes I got at the Christmas party, Adriane—I'm using them!), we'd be happy to give them a new home.

So get cracking! And bring your stuff to guild, deliver it to me, Ellen French, and then give yourself a pat on the back. Because once you've made some inroads organizationally in your sewing room, it's a state law that you are now allowed to go buy new stuff with a clear conscience.

Stuff we can use: Fabric, kits (even partially completed), orphan blocks, precuts, books, patterns, quilting magazines, and notions. We are happy to accept larger items as well, as we can put them in the silent auction portion of the Bonanza.

Thanks for your help,

Ellen French, Ways and Means



2019 Membership Application & Renewal

Valley of the Mist Quilters Guild

PMB 435, 27475 Ynez Road., Temecula, CA 92591

Membership Form

Dues are **\$30** for the year, January 1 through December 31. Our January meeting is the renewal deadline. Please fill out the form below and either mail it to the Guild (Attn: Membership) or turn it in at the next meeting along with your payment. Make checks payable to Valley of the Mist Quilters Guild.

You must have a completed membership form included with your dues payment.

Today's Date: _____ New Member _____ Renewal _____ Membership #: _____

Name: _____ Birthday: Month/Day _____

Mailing Address: _____

City: _____ Zip: _____

Phone: Home _____ Cell _____

Email Address: (This address will be used to email your monthly newsletter and annual roster & updates) _____

- I require a printed copy of the annual roster. (Updates will be via email): Yes _____ No _____
- May we use photos of you and/or your work on our website? Yes _____ No _____
- How would you rate yourself as a quilter? Beginner _____ Intermediate _____ Advanced _____
- Are you interested in joining a friendship group? Yes _____ No _____

What type of programs or workshops would you like to see offered? Specific speakers/teachers?

New members, please tell us how you found out about the guild:

Guild Participation:

_____ Serve as an elected or appointed official, or in an auxiliary position. Indicate area of interest below.

Preference: _____

_____ Serve on any standing or special committee (Quilt Show, Philanthropy, Opportunity Quilt, Membership)

Preference: _____

Members are requested to sell or purchase \$20.00 worth of Opportunity Quilt tickets, participate in the work of the Guild and in the work of the Quilt Show. If you have any questions, please go to our website (valleyofthemistquilters.com) or contact a Board member. You can also write us at the address above.

Payment:

Membership Card:

Guest Pass:

Roster:

Membership Forms

Quilt Show Participation (1st Saturday in October)

Name: _____

Email: _____

Date _____

All members of the Valley of the Mist Quilters Guild are asked to help make our annual quilt show successful. The following list includes the most common choices available for quilt show participation. If you have another idea, please contact the Quilt Show Chairperson.

This form will be submitted to the Quilt Show Chairperson.

_____ Work on Quilt Show Committee: attend monthly committee meetings, help plan and execute the quilt show

_____ Work a minimum of 3 hours at or toward the Quilt Show

_____ Make and donate a quilt larger than 24" x 24" for the Quilt Show Auction. (This may be done as a group project friendship group or others.)

VOMQG Membership Application Page 2 Rev: 11/2018

Membership in Valley of the Mist Quilters Guild runs from January 1-December 31. Dues are payable before end of January if you are renewing. Fill out your forms & bring with your payment of \$30 to the December or January meeting or mail per instructions below. What a bargain for 12 monthly meetings, national and local speakers and workshop teachers, quilt show participation, seasonal activities, friendship groups, an active philanthropy group, community involvement and as much quilting fun as you can stand! Join or renew & tell your friends! These forms are also available on our Guild website.

2019 Quilt Show

2019 QUILT SHOW COMMITTEE IS LOOKING FOR VOLUNTEERS!



Our 2018 Quilt Show was a huge success thanks to everyone that volunteered to help. We received a lot of complements about some of the new events including the boutique, textile art display and the Runway Show. They really added to the success of our show. We hope you enjoyed the show and remember a portion of the auction proceeds are donated to three local charities. This year the committee chose to support 4Paws 4Patriots, Round-Up Hope, and Quilts of Valor.

We are already looking forward to the 2019 Quilt Show, and hope that you will consider being part of the planning team and help grow our show. Remember to bring any remaining supplies you still have to the January meeting. Even the quilt hanging clips saves us money that can be better spent on other items.

Pat Jordan has volunteered to be the 2019 Quilt Show Assistant. One area that everyone can help with is to identify sponsors that might help us with the expenses that the city used to cover and enable us to give more of our proceeds to our chosen charities. It does take a lot of volunteers to help organize a fantastic show. If you have questions, ideas or would like to volunteer, please contact either Rita or Pat.

Rita Dominguez, Quilt Show Chair

Pat Jordan, Quilt Show Assistant

Door Prize Coordinator's Message



Reminder to all January-February birthdays: It's your turn to bring a snack to share and a door prize to the Guild meeting on Jan. 8. Please drop your door prize on the table to your left as you enter and leave your treat (healthy or otherwise) on the food table in the back.

Thank You and Happy New Year!!!

Opportunity Quilt

Happy 2019 everyone! Our opportunity quilt will be at the **Road to California Quilt Show** in Ontario on Thursday, January 24th. I have packets of 24 tickets for each guild member. We expect each member to sell or buy \$20.00 worth of tickets for this guild fundraiser. Tickets sell for \$1.00 each or 6 for \$5.00. Remember the quilt is pictured on our website, so mention it to friends or relatives out of the area who may want a chance to win it. I also have our guild logo pins and tote bags for sale along with our new cookbooks. See me at the back of the room at each guild meeting.

Gloria Bachmann



Show & Tell



In this new year, we hope to see many of your wonderful quilts. There is a small change- we no longer have a need to sign in- we're asking that you place your quilts on the Show & Tell table for all to see. Then, please come to the stage to show your works of art. This will be a good year.

Liz Lehner
Show & Tell Coordinator

Philanthropy



2018 Philanthropy Report

Valley of the Mist Quilter's Guild has a long tradition of Philanthropy. During 2018, our generous members have given of their time, effort, financial resources, skill, talent and prayers to hundreds of individuals throughout our valley and surrounding area. It is hard to estimate, but over 6,000 volunteer hours have culminated in an unprecedented year of community support.

Our Guild donated hundreds of hand-made items including: 70 twin bed sized bed quilts, 58 quilts including twin sized quilts, lap quilts, and throws for women and children, 53 baby items (including burp pads, changing pads, comfort pads and crib quilts), 58 Christmas stockings, over 250 pillow cases, over 100 dog beds and many knit scarves and hats. The recipients of these items are:

***US Vets Program at March ARB
Alternatives to Domestic Violence
Assistance League - Forster Youth Program
SAFE PALS program for at risk youth
Local animal rescue shelters***

In addition, monthly items were collected to the Alternatives to Domestic Violence. We donated: twin bed sheets, pillows, cleaning supplies, gas and food gift cards, washcloths and towels, office supplies art and crafts supplies, fabric, and sewing machines with sewing supplies.

~~~~~

## Next Philanthropy Workday:

**Saturday, January 26th: 10:00 - 3:00  
Assistance League - 28720 Via Montezuma  
Temecula, CA 92590**

---

**This will be a regular sewing day with the need to piece backs and cut binding, prepare pillowcase kits, and plan for the next philanthropy year.**

---

**Bring all sewing and cutting supplies, an extension cord, your lunch and drinks.**

**Contact Lynn Korito or Ida Colvin for more information:**

Lynn: 951-453-6064 or email at [koritol@msn.com](mailto:koritol@msn.com)

Ida: 949-235-1272 or email at [designzbybelle@gmail.com](mailto:designzbybelle@gmail.com)

~~~~~

2019 Board Members

<u>POSITION</u>	<u>NAME</u>	<u>NAME</u>	<u>NAME</u>
<u>Elected Positions:</u>			
PRESIDENT	Janice Quackenbush		
1st VICE PRESIDENT	Shelley Wilson		
2nd VICE PRESIDENT	Cindy McAlister		
TREASURER	Mary Jane Wilson		
SECRETARY	Annette Fecteau		
WAYS and MEANS	Ellen French		
<u>Appointed Positions:</u>			
ADVERTISING COORDINATOR	Sheryl Eramo		
AMBASSADOR COORDINATOR	Patricia Ogden		
BLOCK OF THE MONTH COORDINATORS	Adrianne Ridder	Shelley McNeely	
CHALLENGE QUILT COORDINATOR	Carole Donahoe		
CORRESPONDENCE SECRETARY	Vicki Jensen		
DOOR PRIZE COORDINATOR	Joyce Schmidt		
FABRIC EXCHANGE	Janice Emmerson	Candy Dalton	
FACILITY COORDINATOR	Laurie Gonzales		
FRIENDSHIP GROUP COORDINATOR	Linda Bretton		
HOSPITALITY HOSTESS	Laurie Gonzales		
INTERNAL AUDITOR	Lynn Korito		
JUNE FUNDRAISER EVENT	Linda Bretton		
LIBRARIAN	Laura Haskell		
MEMBERSHIP CHAIRS	Cheri McDowell	Bonnie Pelle	
MERCHANDISE COORDINATOR	Diane Anderson		
MONTHLY MINI COORDINATOR	Charolette Baker		
NEWSLETTER EDITOR	Diane Lapio		
OPPORTUNITY QUILT CHAIR	Candy Dalton		
OPPORTUNITY QUILT MRKTG	Gloria Bachmann		
PARLIAMENTARIAN	Ellen French		
PET BED COORDINATOR	Tawnya O'Herron		
PHILANTHROPY CHAIRS	Lynn Korito	Ida Colvin	
PUBLICITY & PUBLIC RELATIONS	OPEN		
PRESIDENTS QUILT	Ellen French		
QUILT SHOW CHAIR	Rita Dominguez		
QUILT SHOW ASSISTANT	OPEN		
RETREAT COORDINATOR, 2019	Jeanette Stevens		
RETREAT COORDINATOR, 2020	Jeanette Stevens		
SCCQG REPRESENTATIVE	Janice Quackenbush		
SOCIAL MEDIA COORDINATOR	Deanna Carpenelli		
SHOW & TELL COORDINATOR	Sheryl Lam	Liz Lehner	
WEBSITE COORDINATOR	Hazel Martinez		
WORKSHOP COORDINATOR	Lupe Barker		

Reminders: Snacks & Door Prizes

Birthday Month	Bring Door Prize	Bring Snack	Monthly Program
January	yes (plus Dec.)	yes (plus Dec)	Speaker
February	yes	yes	Speaker
March	yes	yes	Speaker
April	yes	yes	Speaker
May	yes	yes	Speaker
June	no (bring in Sept.)	no (bring in July) (board members to bring snacks)	Basket Bonanza
July	no (bring in Sept.)	yes (plus June)	Quilters "U"
August	no (bring in Sept.)	yes	Philanthropy Sew
September	yes (plus June-Aug)	no, (bring in October)	Guild Birthday Party
October	yes	yes (plus Sept.)	Speaker
November	yes	yes	Speaker
December	no (bring in Jan.)	No	Holiday Party/Potluck

Monthly Programs & Room Set-Up

Valley of the Mist Quilters Guild Program and Room Set Ups

	January	February	March	April	May	June	July	August	September	October	November	December
Program	Speaker	Speaker	Speaker	Speaker	Speaker	Basket Bonanza	Quilters University	Phil. Sew In	Challenge Quilt	Speaker	Member Showcase	Holiday Party
Block of the Month	yes	yes	yes	yes	yes	no	no	no	yes	yes	yes	no
Challenge Quilt	yes	yes	yes	yes	yes	no	no	no	yes	no	no	no
Charm Squares	yes	yes	yes	yes	yes	no	no	no	yes	yes	yes	no
Door Prizes	yes	yes	yes	yes	yes	no	no	no	yes	yes	yes	no
Library	yes	yes	yes	yes	yes	no	no	no	yes	yes	yes	no
Merchandise Table	yes	yes	yes	yes	yes	no	no	no	yes	yes	yes	no
Monthly Mini	yes	yes	yes	yes	yes	no	no	no	yes	yes	yes	no
Opportunity Quilt	yes	yes	yes	yes	yes	yes	no	no	yes	yes	yes	no
Philanthropy	yes	yes	yes	yes	yes	no	no	no	yes	yes	yes	no
Show and Tell	yes	yes	yes	yes	yes	yes	yes	no	yes	yes	yes	no
Refreshments	yes	yes	yes	yes	yes	yes	yes	yes	yes	yes	yes	yes
						Board provides			Dessert contest			Members Potluck

Hallett's Quilting Service

Long Arm Quilting Services



Bonnie Hallett

35109 Highway 79 SPC 212
Warner Springs, CA 92086

Phone: 760-782-3763

Cell: 858-735-8329

E-mail: hallettb@att.net

COZY Creative CENTER

756 Jamacha Road, El Cajon, CA

New Hours:

M-Sat: 10-5:30.

Sun: 12-4.

15
Cozy Years

619-670-0652

CELEBRATING
15 COZY
YEARS

CozyQuilt.com

Open 7 days a week

Are Your
Housing Needs
Changing?



Tarbell,
REALTORS

If You Are Experiencing:

- An Empty Nest
- An Expanding Family
- A Divorce
- A Relocation
- A Probate

You may have questions about how these life changes can affect your decision to sell your home.



Tarbell,
REALTORS

**Adam
PIERSON**

(951) 733-4468

AdamP@tarbell.com

CalBRE Lic #02008956



**Adriane
RIDDER**

(626) 893-5647

AdrianeR@tarbell.com

CalBRE Lic #02008957

Service you deserve. People you trust.

We Can Help You Find The Answers

Together, we can:

- Analyze the Current Value of Your Property
- Determine if This is a Good Time to Sell
- Maximize the Return on Your Investment
- Discuss How to Prepare Your Property for Sale
- Locate Your Next Home
- Consider Options to Keep the Property as a Rental

Don't wait! Call Today for a **FREE Market**
Analysis of your home's value.

* If your home is listed, please disregard this notice. It is not intended to solicit other brokers listings.

I'd Rather Be Quilt' n

14 Years Long-Arm Machine Quilting
Professional Quality Work @ Affordable Prices
Custom/Pantographs

Pantographs Quilted Edge to Edge

Large Pattern & Thread Selection


Quilter's Dream Battings (100% Cotton, 70/30, poly, wool)

Warm & Natural Batting

Smoke-Free Environment

Ruth A. O'Neill

951-699-4887 Temecula



Quilts of Valor

Norma E. Enfield

P.O. Box 366

Murrieta, CA 92564

We are a 501(c)(3) non-profit organization

Creating Comfort, Love & Respect
for our Veterans, one quilt at a time

(951) 698-8791

quiltingtwin@verizon.net

www.QOVFTemecula.org

To Advertise in this
Newsletter
Please Contact:
Sheri Eramo
lnerm@aol.com

Fat Quarters Quilt Shop



728 Civic Center Dr.
(formerly Escondido Ave)

Vista, CA 92084

760-758-8308

www.fatquartersquiltshop.com

Monday thru Saturday 10:00 am – 5:30 pm
Closed on Sunday

Over 4000 bolts of the NEWEST fabrics!

Check out our 25% off Daily Sales!

Stop by and be inspired -

Meet your friends at Fat Quarters Quilt Shop!

Quilting the world together one stitch at a time since
1999!



Reminders

Valley of the Mist Quilters Guild

27275 Ynez Rd. #435 Temecula, CA 92592

Newsletter Editor: Diane Lapio Website Co-ord.: Hazel Martinez

votmq@yahoo.com

<http://www.valleyofthemistquilters.com>

Follow us on Facebook



MISSION STATEMENT

Formed in 1990, Valley of the Mist Quilters Guild is a non-profit charitable, educational and social organization in the Temecula Valley. We promote the knowledge of, and appreciation for, all aspects of quilting and fiber arts with an active philanthropy program.

Our Meeting Location

**Community
Recreation
Center
30875 Rancho
Vista Rd.
Temecula, CA**

Exit the 15 Freeway
at Rancho California
Rd. and go East.
Go to Ynez Rd. and
turn right.
Go to Rancho Vista
Rd. and turn Left
The CRC is
approximately 1.5
miles on the right-
hand side.

**Everyone
Welcome!**



General Meeting, Tuesday, January 8 @ 6:15pm.

Board Meeting, Monday, January 14 @ 6:30pm.

Renew your memberships!

Invite your friends!

Let's make this year our best year yet!!

