



Baste & Banter

Inside This Issue

July Program	1
President's Message	2
2019 Programs	3
Block of the Month	4
Retreat News 2020 Opportunity Quilt	5
2019 Challenge Quilt	6
Philanthropy	7
Check This Out & Places to Go	8
2019 Quilt Show	9&10
Quilt Show Forms	11&12
Show & Tell and Eleanor Burns	13
Board Members	14
Room Set-up	15
Advertisers	16&17
Reminders	18



Welcome! We have a great assortment of quilting techniques lined up for you this year at our July meeting! Our presenters and classes include:

- ❖ Shirley Brown - Appliquick method
- ❖ Jan Dolan - Machine binding
- ❖ Carol Donahoe - Paper piecing
- ❖ Sheri Eramo - Traditional appliqué
- ❖ Pat Jordan - Miter borders and binding
- ❖ Cheri McDowell - Hand-embroidery techniques
- ❖ Janice Quackenbush - Long arm prep and borders 101

We think you'll agree that there will be something for everyone! If you are new to the guild or new to quilting, trust me, **this** is the meeting you won't want to miss!



Tuesday, July 9
6:15, Social Time
6:45-9 Meeting

President's Message



Hi, everyone!! I cannot believe we're half-way through the year!! WOW, time flies when you're having fun!! Although, we have many programs left in the year, this month is one of my personal favorites. Quilter's University is HERE! I think you'll agree that there will be something for everyone.

I hope you enjoy our fantastic hospitality table during our monthly meetings. This month, the snacks will be provided by our June and July birthday members. A huge "thank you" to our hospitality team and all our birthday members who contribute each month to our sweet tooth! Be sure to ask me or others if you are confused about our guild birthday policy. Stay tuned for a new Birthday Tradition starting very soon!! (You're really gonna like this!!)

I want to call out to you for your help with our October 2019 Temecula VOTM Quilt Show. Last month's newsletter highlighted the many ways you can help. It's really important that we have some quality quilts donated for our live auction. There are options to recover some of the money you spend on making the quilts so it doesn't have to be a full donation unless you choose. We have lots of time left, but as I said earlier, we all know how quickly it goes and we really rely on our membership to make our Quilt Show auction a success. We appreciate your generosity. You are the reason for our guild's success. Thank you to all the quilting Angels who have stepped up and made our guild the great success that it is.

Thanks to all of you for making our June Basket Bonanza event a HUGE success! You were so generous with your donations that we ended up with 200 baskets. {{WOWZA}} I hope you were happy with your winnings and the new additions to your stash. We raised more money than last year by \$1,000!! So hooray, first, to Cindee Ferris for being willing to take this huge endeavor on. As well, thanks to Tawnya O'Herron, Charlotte Carpentier, Ellen French, Shirley Brown, Lynn Korito and all the countless others for doing such an outstanding job! Very well done.

I can't wait to see you all again at our July meeting. Have a safe and happy Fourth of July!

Janice Quackenbush ❤️
VOMQG President 2019

P.S. I also want to give you a heads-up that Sue Rasmussen's workshop may be moved to another date, but we do not have this nailed down yet. Stay tuned!






2019 Valley of the Mist Quilter's Guild Programs

Linda Schmidt
January 8, 2019
January 9, 2019

Lecture: Short Attention Span Trunk Show
Wednesday Workshop: Miniature Landscape 101


This is a grand quilt and garment show, where Linda will bring about 30 quilts and a few ensembles with an emphasis on artistic techniques, artistry and poetry. Techniques demonstrated in the hands-on workshop include fabric painting, leaf painting, various methods of machine and hand appliqué, machine embroidery, thread painting, use of Solvy and disappearing medium as well as free motion quilting.



Tamara Leberer
February 12, 2019
February 13-14, 2019

Lecture: The Art of Silk Fusion
Midweek Workshop: Silk Fusion and Mosaics

Tamara, from Golden, Colorado, will provide a two-day workshop combining fibers with textile medium producing rich in luxurious shine and color. In this class, the students will create two silk fusion pieces which will then be used to create a mosaic on the second day. The \$60 workshop fee includes: silk tussah fibers, silk hankies, fabric medium, silk threads, Angelina fibers, gold leafing for embellishment, fiberglass screening, brushes and the plastic drop cloths for the fusion process.



Peggy Martin
March 12, 2019
March 16, 2019

Lecture: Enjoying the Journey
Saturday Workshop: Millennium Star

Peggy will teach a quick-strip paper piecing method using assembly-line piecing on fabric strips. Beginners find this method less confusing and easy to learn, while experienced quilters are delighted by this quicker, simplified technique. See her website for photos, and detailed descriptions and supply lists.



Wendy Mathson
April 9, 2019
April 13-14, 2019

Lecture: Storm at Sea - From Traditional to Contemporary
Weekend Workshop: Storm at Sea

In another two-day workshop, Wendy will offer three pattern variations to make using the traditional "Storm at Sea" block, vastly simplified by learning a method of trimming as you sew, using squares and rectangles cut from strips. All patterns are supplied. Students are not required to purchase tools, books or kits.



Elizabeth Eastmond
May 14, 2019
May 18, 2019

Lecture: Art Quilts for the Non-Artist
Saturday workshop: Spectrum 18" Square


Elizabeth's overall philosophy on teaching classes is this: students should go away with at least one new tip, or way of doing something. Some students may even have a finished project, if the chosen class is a mini-quilt or some other small quilt. But generally, it's most important that we quilters share some time together building our community, getting to know the other quilters in our guild, and enjoy the learning and making of a new quilt. This class will use a scrappy, traditional piecing technique to create a small 25" square quilt.



Sue Rasmussen
October 8, 2019
October 12, 2019

Lecture: A Desperate Housewife's Quilt Journey
Saturday Workshop: Curved Paper Pieced Flying Geese

Students immediately move beyond the basic paper pieced geese, by adding a dramatic twist, to design a small quilt (18" x 24") with **curved** flying geese. In this class, you will learn to design, draw, measure and sew the pattern. Sue will discuss, in detail, the many options available for using curved flying geese in borders or as central design elements — opening up new horizons to **curved** paper foundation piecing.



Block of the Month

Block of The Month 2019: Block #7

Hello everyone. We have a great summertime block that we call Ocean because it is full of waves. Again, like last month, this block isn't due until the September meeting. We recommend you read this entire instruction before cutting any fabrics. Also, like last month this block is very easy, you get to decide the width and number of each fabric and their placement in the block. If you are making a block to turn in then you need this year's focus fabric, Modern Movement by Henry Glass (available at the guild meetings for \$2 per fat quarter.)

The fabrics you need this month are the focus fabric, your coordinating fabric based on the colors in the focus fabric, a gray fabric and a white fabric.

We encourage you to make two blocks, one to enter in the drawing at the guild meeting and one to keep. Also, the Guild's Facebook page has a post directing you to the YouTube instructions for this block.

Cut list -- For one block:

All strips need to be at least 13.5" long. The width of each strip should be between 1" and 3". Each strip should be cut without a ruler. You want to make slight wavy curves in the strips. See photos 2 and 3 for examples. Watch your fingertips when cutting and be careful.

Focus fabric: one strip

Other three fabrics: multiple strips as needed
(Gray, white, and coordinating fabric)

Assembling the block: Use a 1/4" seam on all steps.

This is an easy block. The only trick is to not cut off your fingers when

free cutting the curves on your strips. As shown in photos 2 and 3-- the wavy strips can be made by cutting a wider strip with a wavy cut down the length. Just don't let your strips get smaller than 1" wide. You can also take scrap strips and cut smooth waves along the length.

1. Sew the strip of focus fabric to one of your other strips with right sides together. Match the seam at the top. Using the bottom fabric to guide your seam allowance, adjust the upper fabric to keep seams matching as you sew. Be gentle and don't stretch the fabric, but guide it to keep the quarter inch seam. Press to darker fabric with a lot of steam. Don't skip this, it is important that the pressing is done after each strip and that the piece is steamed flat.
2. Continue adding strips to either side depending on the arrangement you like best. You can plan it out or just wing it. Keep adding strips until the block is over 12.5" wide.
3. Using your 12.5" square-up ruler, square the block to 12.5". Move the ruler around until you find the final look you like best.

Now --repeat to make a second block to keep! Have a great summer.

Adriane Ridder & Shelly McNeely
Block of the Month Coordinators



Photo 2

Photo 3



Photo 4



Photo 5

2020 Retreat News

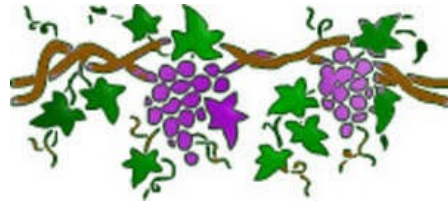
The **2020 Spring Retreat** will be the weekend of March 27th - 29th, 2020, at the beautiful Vina de Lestonnac facility. Cost of Retreat is \$350 per person, with **payment in FULL due on or before the February 11, 2020 General Meeting**. Also, as a reminder you must be a member in good standing to attend or reserve a space at the Guild Retreats.

We do have a wait list, as the Retreat is FULL. You can add your name to the wait list at the General Meetings. If you signed up and cannot attend, please let us know as soon as possible, so we may contact those on the wait list to fill your spot.

Retreat payments can be made at each monthly Guild meeting. If you are unable to attend monthly meetings, please feel free to mail your payment to: Jeanette Stevens, 45960 Classic Way, Temecula, CA 92592. Make checks payable to VOMQG. Note "Retreat 2020" on memo line.

See you at Guild!

Jeanette Stevens and Elaine Giometti
2020 Retreat Coordinators



Opportunity Quilt 2019

Hello, everyone,

I will not have our opportunity quilt at the July meeting, but I will be taking your ticket stubs and money for the opportunity quilt tickets. I will have extra tickets if you would like more. Some members have not yet picked up their packet of tickets and I will have them at the meeting. Omigosh! will also be going to the July 11th meeting of the (SCCQG) Southern California Council of Quilt Guilds in Santa Monica to sell tickets.

Gloria Bachmann



2019 Challenge Quilt

2019 Valley of the Mist Quilt Guild CHALLENGE: "Quilter's Going Wild, appreciating Nature's Wildlife"

Judging Categories:

1. Originality and creativity of design
2. Best use of color
3. Excellence in workmanship

Judging shall be based on the following:

4. The quilt's focus is one or more wildlife creatures.
5. Each member may enter one (1) quilt in the Challenge - show us your best!
6. The quilt is current, completed after September 2018.
7. Size of quilt has no minimum, but maximum size is a 240" perimeter (so all quilts can be displayed during judging and at the Old Town Quilt Show).
8. The quilt is made of our fave medium - fabrics, either by hand or machine, sandwiched with batting, and quilted by hand, domestic or long-arm machine.
9. The quilt is labeled with quilter's name and date. The label shall be covered at judging time, using blue painter's tape preferred.
10. Quilter shall sign up to enter the Challenge, with the Challenge Coordinator Carole Donahoe at any Guild Meeting from February until August 2019, or by email to caroledonahoe@icloud.com.
11. Quilter shall have fun and enjoy challenging fellow quilters!



Philanthropy

The **JULY PHILANTHROPY WORK DAY** is **Saturday, July 27**, from 10-3, at the usual place—the Temecula Valley Assistance League, located at 28720 Via Montezuma, Temecula, 92590.

Bring your lunch and water.

Goals for the July Workday meeting:

- 1) Get backs cut/sewn, and batting cut for any tops needing to be quilted.
- 2) Get a lot of strips cut for the August meeting


We will NOT need a lot of people sewing, but we WILL need a lot of people cutting. Toward that end, please bring a cutting mat, long(ish) ruler, and a rotary cutter.

We're getting closer to August, which is the Philanthropy Sew-In! That's right—the entire evening (after the business part) is devoted to sewing for philanthropy. If you are new to the guild, this does NOT mean you HAVE to bring your machine and sew. Some of us have machines in cabinets or heavy models that we would prefer to leave at home. No problem! We will have other jobs for you to do, such as pressing and cutting.

While previous years have been sort of like a big Philanthropy work day except with a lot more people, this year we will be concentrating on sewing strip sets ONLY, cutting them into sections, and making a ton (we hope) of scrappy rail fence blocks. At later workdays we will be sewing the blocks into rows and making a lot of quilts with them. As with any quilt project that utilizes many different sewers and machines, etc., it is critical that we all go slow enough to do good work. This means good pressing, accurate quarter-inch seam allowances, and accurate cutting. The strips will all be cut and ready to sew at the August meeting.

Please join the Philanthropy team at the Assistance League on July 27! Remember water and your lunch.

As always, thanks so much for your help!
--Ida Colvin, Lynn Korito and Ellen French



Just a few items
to consider from the list...

Bed pillow
Pots & pans
Bath towels
Toothpaste
Twin bed sheet set
Socks
...and so much more...



What do all
these items have to
do with those bingo
boards??



P.S. Details at the meeting!



Check this out!

Did you know that you can earn money for the guild every time you shop at Amazon? Even better, it won't cost you a cent! Just go to smile.amazon.com before you log into your Amazon account. Type "Valley of the Mist Quilters" into the charity search box, and select the guild as the charity you support. Then save the Amazon Smile web address in your favorites and go to that address every time you're shopping on Amazon. Amazon will donate a small percentage of your purchases to the Guild. Remember, you MUST START your shopping on the smile.amazon.com page in order to make your purchases count.

Places to go, things to see!

San Diego Quilt Show 2019

San Diego Convention
Center, Hall F
111 W. Harbor Drive
San Diego, CA 92101

August 29 - 31, 2019
Thursday 10am to 6pm
Friday 10am to 6pm
Saturday 9am to 4pm



Featuring
2019 Guest Speaker
Mike "Mac" McNamara



info@sandiegoquiltshow.com

2019 Valley of the Mist Quilt Show



Upcoming
Events:



We are making great strides on organizing our guild's 2019 Quilt Show and the events leading up to the Quilt Show including the Eleanor Burns Still Stripping II: 40 Fabulous Years of Quilting show. Here is a list of events and opportunities to support the Quilt Show with the coordinator contact information for each.

Calendar items:

September 7th through October 4th Artists Exhibition (opportunity to display quilts/art pieces)

Where: Grace Mellman Library, 41000 County Center Dr., Temecula.

Contact: Paula McGaugh, 760-803-6920

September 21st through October 5th Quilt Walk (opportunity to display themed quilts)

Where: Participating stores in Old Town

Contact: Sheryl Eramo, 714-801-3574.

October 4th 6:30 – 8:30 pm Eleanor Burns Still Stripping II: 40 Fabulous Years of Quilting Show

Where: Community Rec Center, 30875 Rancho Vista Rd, Temecula (same as our monthly mtgs)

Tickets: On sale at June-September guild meetings (cash, check or credit card), \$20 members, \$25 non-members

Contact: Pat Jordan, 951-663-5345

October 5th 10-4 pm Old Town Temecula Quilt Show and Auction (Valley of the Mist Quilters Guild Quilt Show)

Where: 41000 Main St, Temecula

Contact: Rita Dominquez, 951-764-8898 OR Pat Jordan, 951-663-5345

Opportunities to support Quilt Show:

- Auction Quilt donations (make and donate quilts with quilter's share options - full donation or receive back 50% or 25% of the sale price). Rita Dominquez, 951-764-8898.
- Hand-made items to sell at show boutique. (same donation options as with auction) Contact: Shelley Wilson, 951-834-3345.
- Volunteer to help in a variety of ways during the day of the Quilt Show on October 5th. Sign-ups coming soon. Contact: Janine Anderson, 707-439-6685.
- Your quilts to hang all over Old Town during the one day Quilt Show on Oct. 5th. Quilts previously displayed are welcomed. Contact: Rita Dominquez, 951-764-8898.
- Small Quilts to hang in stores during the Quilt Walk taking place Sept 21st through Oct. 5th. Contact: Sheryl Eramo, 714-801-3574.
- Artists Exhibition Display in the Grace Mellman Library during Sept 7th through October 4th. Contact: Paula McGaugh, 760-803-6920.
- Participate in the Fiber Arts Display and Demonstrations program during the Quilt Show. Contact: Virginia Conkling, 714-336-7283.
- Provide sponsorships for Quilt Show. Contact: Laurie Gonzalez, 951-377-9639.
- Participate in planning Quilt Show – attend monthly meetings. Contact: Pat Jordan, 951-663-5345.

We really appreciate your support, help, and generous contributions.

Happy Quilting!

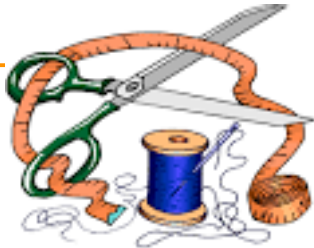
Rita and Pat

2019 Valley of the Mist Quilt Show, con't.

BACK BY POPULAR DEMAND

TEXTILE ARTS and MINI QUILTS

This year, displays and demonstrations will be in the comfort of air conditioning at the Temecula Civic Center inside the Conference room. The following forms will hopefully define and clarify any questions. Please complete and submit to **Ginger Conklin** or **Karen Wurfel** at the July Guild meeting or by mail by the deadline of August 1.



INVITATION TO SHOW US HOW IT'S DONE

EVERYONE is invited to demonstrate their special talent on October 5, 2019 during the QUILT SHOW at the Textile Arts display in the conference room at the Civic Center.

Demonstration Duration: As long as one hour.

There will be a table and chairs set up and electrical available.

Bring your own machine and supplies.

Sign-Up sheet t the registration table to reserve time slot.



2019 Valley of the Mist Quilt Show

Mini Quilt Form

OLD TOWN TEMECULA OUTDOOR QUILT SHOW Display of Mini Quilts

Mini Quilts: Imagine a "Garden Vignette" with flower boxes and a Mini clothesline filled with your mini quilts! We are going to use this vignette at the entrance to welcome people to the 2019 VOTM Quilt Show, or to say 'thank you' as they leave.

Display Location: Temecula Civic Center Conference Room.

Size: The perimeter of each quilt should measure no more than 48" regardless of shape.

Form Delivery: Karen Wurfel or Ginger Conklin at the July Guild meeting or postmarked by August 1.

Mini Quilt Delivery: Karen Wurfel or Ginger Conklin by the September Guild meeting.

Returned to You: At the November meeting (unless you make other written arrangements on form).

Docent Guild Volunteers: If you choose to display a mini quilt(s), we hope that you would also volunteer to docent for one hour during the show. We would like two docents for each time slot. See the sign-up sheet in the registration area.

Name _____

Cell: _____ **Home:** _____

Email: _____

_____ Number of Mini Quilts to submit for display. Karen or Ginger will set-up the display. There will be a limited number of spaces so we suggest no more than three (3) per person.

Cards will be available to attach to your items at the August meeting.

Please read and acknowledge the following:

I understand that I alone am responsible for the safety and condition of any items I display in the Old Town Temecula Outdoor Quilt Show. I agree to hold harmless the Valley of the Mist Quilters Guild in the event of any damage or theft of my property. I further understand that both the Guild and show attendees will probably photograph my items, as they are displayed in a public place. I hereby grant permission the the Valley of the Mist Quilters Guild to publish any photographs of my work displayed in this show for non-commercial use.

Signed: _____ **Date:** _____

Mail in restoration MUST BE POSTMARKED BY AUGUST 1, 2019 and mailed to:

Quilt Registrar
32173 Jubilee Rd.
Winchester, CA 92596

Thank you for your participation in the category for our Quilt Show.

For more information, contact Karen Wurfel at (661)-733-4037 or email: kjwurfel@gmail.com
Ginger Conklin at (714)-336-7283

2019 Valley of the Mist Quilt Show Textile Art Form

OLD TOWN TEMECULA OUTDOOR QUILT SHOW Textile Art Form

Textile Arts: wearable art, handbags and totes, weaving, wool appliqué, wool felting, needle elting, textile dolls, needlepoint, embroidery, redwork, table runners, cloth baskets, sashiko, beading on fabric or handbags, woven fabric baskets, umbrellas, basically anything you enjoy doing that involves textiles. You may include either items you made or that you own (made by someone else). Three display options are explained below.

Display Location: Civic Center Conference Room

There are limited tables: Eight individual / group 54" round (First come, first served)

Four individual / group 36" round

Two 6' Community tables (Karen Wurfel & Ginger Conklin will set up.)

Pick up your 3 x 5 cards to label you items at the Quilt Show registration table.

Set Up Time: - for the round tables, you will bring your items and set up your table yourself. Look for your name/group name on the table. Please provide your own tablecloth. You are welcome to decorate your table to enhance the display. Make it pretty and inviting! Framed items should be placed on a stand or propped up safely. A dress form may sit next to your table with your wearable art.

Docent Guild Volunteers: If you choose to display some textile arts, we hope that you would also volunteer to docent for one hour during the show. We would like two docents for each time slot. See the sign-up sheet at the Quilt Show registration table.

_____ 1.) 54" round table for _____ just you; or _____ share it with a friend or two; or _____ share with you friendship group. General types of items (you don't need to list each item).

_____ 2.) 36' round table for _____ just you; or _____ share it with a friend or two; or _____ share with you friendship group. General types of items (you don't need to list each item).

_____ 3.) You may submit single or multiple items on a "Community Table".

Deliver to: Karen Wurfel or Ginger Conklin at the September Guild meeting by the Philanthropy table. **Pick up:** November Guild meeting.

Individual name/ Group name _____

Contact person for group _____

Cell: _____ Home: _____ Email _____

Please read and acknowledge the following:

I understand that I alone am responsible for the safety and condition of any items I display in the Old Town Temecula Outdoor Quilt Show. I agree to hold harmless the Valley of the Mist Quilters Guild in the event of any damage or theft of my property. I further understand that both the Guild and show attendees will probably photograph my items, as they are displayed in a public place. I hereby grant permission the the Valley of the Mist Quilters Guild to publish any photographs of my work displayed in this show for non-commercial use.

Signed: _____

Date: _____

Mail in registration MUST BE POSTMARKED BY AUGUST 1, 2019 and mailed to:

Quilt Registrar
32173 Jubilee Rd.
Winchester, CA 92596

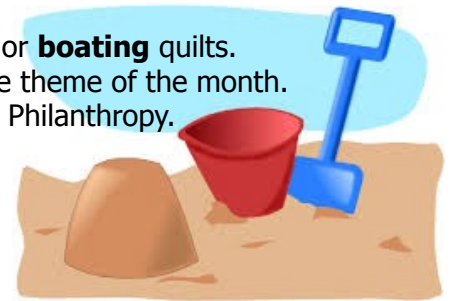
Show & Tell

Thank you all for the many quilts that you bring each month. It is a thrill to see them. An important part of our monthly meetings is our inspirational Show & Tell. For those who are new to our guild - close to the end of our meetings, members are invited to show off our newly finished or older (especially if it's been a long time since we've seen it) quilts. The number one "most interesting and fun" agenda item that remains top on the list of the comments received by members is the Show & Tell. We all love seeing our members' projects (finished or unfinished). Remember that we are all at different levels of quilting and every quilt will be an inspiration to someone.

We have tables in the back where we would like you to lay out your quilts that you will be showing so all can see them before the meeting and at break. When it's time to Show & Tell, just pick up your quilt (s) and line up close to the stage steps. Please tell everyone your name and anything interesting about your quilt when showing (add the quilter's name). We will help hold your quilt so you can be free to show it off!

For July, please bring bring patriotic; **red, white and blue; beach, seascape, or boating** quilts. Remember, we always like to see your recently completed quilts regardless of the theme of the month. Next month, August, we will not have Show and Tell, since we will be sewing for Philanthropy.

See you soon,
Elizabeth Lehner



Eleanor Burns Extravaganza!



Eleanor Burns has been an icon in the quilting world for 40 years. Her first quilt book, *Make A Quilt In A Day, A Log Cabin Pattern*, was published in 1978 and since then she has authored over 100 books & patterns, designed fabrics for Benartex, Inc, and continues to delight quilters all over the world with her ongoing TV series, "**Quilt In A Day**". She has trained countless instructors, taught countless students at classes and retreats, and brought her entertaining shows to her adoring fans. **PLEASE JOIN US** on Friday evening, October 4th for Eleanor's show that celebrates her 40th anniversary in quilting..... **STILL STRIPPING II, FORTY FABULOUS YEARS**. Eleanor will reminisce, educate, and entertain you with her infectious joy & love of quilting. It's a show not to be missed!

FRIDAY, OCTOBER 4, 2019 6:30 PM

Temecula Community Recreation Center 30875 Rancho Vista Rd. Temecula

Tickets \$20 members & \$25 non-members – on sale at guild meetings through September

Contact Pat Jordan, 951-663-5345 or patjordan1966@gmail.com

2019 Board Members

POSITION	NAME	NAME
<u>Elected Positions:</u>		
PRESIDENT	Janice Quackenbush	
1st VICE PRESIDENT	Shelley Wilson	
2nd VICE PRESIDENT	OPEN	
TREASURER	Maryruth Wilson	
SECRETARY	Annette Fecteau	
WAYS and MEANS	Ellen French	
<u>Appointed Positions:</u>		
ADVERTISING COORDINATOR	Sheryl Eramo	
AMBASSADOR COORDINATOR	Patricia Ogden	
BLOCK OF THE MONTH COORDINATORS	Adrienne Ridder	Shelly McNeely
CHALLENGE QUILT COORDINATOR	Carole Donahoe	
CORRESPONDENCE SECRETARY	Vicki Jensen	
DOOR PRIZE COORDINATOR	Joyce Schmidt	
FABRIC EXCHANGE	Janice Emmerson	Candy Dalton
FACILITY COORDINATOR	Laurie Gonzales	
FRIENDSHIP GROUP COORDINATOR	Linda Bretton	
HOSPITALITY HOSTESS	Laurie Gonzales	
INTERNAL AUDITOR	Lynn Korito	
JUNE FUNDRAISER EVENT	Cindee Ferris	
LIBRARIAN	Laura Haskell	
MEMBERSHIP CHAIRS	Cheri McDowell	Bonnie Pelle
MERCHANDISE COORDINATOR	Diane Anderson	
MONTHLY MINI COORDINATOR	Charlotte Baker	
NEWSLETTER EDITOR	Diane Lapio	
OPPORTUNITY QUILT CHAIR	Candy Dalton	
OPPORTUNITY QUILT MRKTG	Gloria Bachmann	
PARLIAMENTARIAN	Chris Day	
PET BED COORDINATOR	Tawnya O'Herron	
PHILANTHROPY CHAIRS	Lynn Korito	Ida Colvin
PUBLICITY & PUBLIC RELATIONS	OPEN	
PRESIDENTS QUILT	Ellen French	
QUILT SHOW CHAIR	Rita Dominguez	
QUILT SHOW ASSISTANT	Pat Jordan	
RETREAT COORDINATOR, 2019	Jeanette Stevens	
RETREAT COORDINATOR, 2020	Jeanette Stevens	
SCCQG REPRESENTATIVE	Janice Quackenbush	
SOCIAL MEDIA COORDINATOR	Deanna Carpenelli	
SHOW & TELL COORDINATOR	Liz Lehner	
WEBSITE COORDINATOR	Hazel Martinez	
WORKSHOP COORDINATOR	Lupe Barker	



Reminders: Snacks & Door Prizes

Birthday Month	Bring Door Prize	Bring Snack	Monthly Program
January	yes (plus Dec.)	yes (plus Dec)	Speaker
February	yes	yes	Speaker
March	yes	yes	Speaker
April	yes	yes	Speaker
May	yes	yes	Speaker
June	no (bring in Sept.)	no (bring in July) (board members to bring snacks)	Basket Bonanza
July	no (bring in Sept.)	yes (plus June)	Quilters "U"
August	no (bring in Sept.)	yes	Philanthropy Sew
September	yes (plus June-Aug)	no, (bring in October)	Guild Birthday Party
October	yes	yes (plus Sept.)	Speaker
November	yes	yes	Speaker
December	no (bring in Jan.)	No	Holiday Party/Potluck

Monthly Programs & Room Set-Up

Valley of the Mist Quilters Guild Program and Room Set Ups

	January	February	March	April	May	June	July	August	September	October	November	December
Program	Speaker	Speaker	Speaker	Speaker	Speaker	Basket Bonanza	Quilters University	Phil. Sew In	Challenge Quilt	Speaker	Member Showcase	Holiday Party
Block of the Month	yes	yes	yes	yes	yes	no	no	no	yes	yes	yes	no
Challenge Quilt	yes	yes	yes	yes	yes	no	no	no	yes	no	no	no
Charm Squares	yes	yes	yes	yes	yes	no	no	no	yes	yes	yes	no
Door Prizes	yes	yes	yes	yes	yes	no	no	no	yes	yes	yes	no
Library	yes	yes	yes	yes	yes	no	no	no	yes	yes	yes	no
Merchandise Table	yes	yes	yes	yes	yes	no	no	no	yes	yes	yes	no
Monthly Mini	yes	yes	yes	yes	yes	no	no	no	yes	yes	yes	no
Opportunity Quilt	yes	yes	yes	yes	yes	yes	no	no	yes	yes	yes	no
Philanthropy	yes	yes	yes	yes	yes	no	no	no	yes	yes	yes	no
Show and Tell	yes	yes	yes	yes	yes	yes	yes	no	yes	yes	yes	no
Refreshments	yes	yes	yes	yes	yes	yes	yes	yes	yes	yes	yes	yes
						Board provides			Dessert contest			Members Potluck

Hallett's Quilting Service



Long Arm Quilting Services
Bonnie Hallett

1903 Overton Drive
Jasper, Alabama 35504

Phone: 205-265-2776
Cell: 858-735-8329

E-mail: hallettbonnie@gmail.com

Computer Guided pantograph (\$0.01/in)
Custom (\$0.06/in)
Large selection of patterns and thread
Batting available (sold by linear inch)
Other services available

I'd Rather Be Quilt'n
Cell - 951-551-7985
Ruth A. O'Neill

Long-Arm Machine Quilting
Custom/Pantographs
Professional Quality Work
40+ Years Sewing Experience

Phone: 951-699-4887

Temecula, CA

Smoke-Free Environment



Quilts of Valor

Norma E. Enfield
P.O. Box 366
Murrieta, CA 92564

We are a 501(c)(3) non-profit organization

Creating Comfort, Love & Respect
for our Veterans, one quilt at a time

(951) 698-8791

quiltingtwin@verizon.net
www.QOVFTemecula.org



Are Your
Housing Needs
Changing?



Tarbell,
REALTORS

If You Are Experiencing:

- An Empty Nest
- An Expanding Family
- A Divorce
- A Relocation
- A Probate

You may have questions about how these life changes can affect your decision to sell your home.



Tarbell,
REALTORS

Adam
PIERSON

(951) 733-4468

AdamP@tarbell.com
CalBRE Lic #02008956



Adriane
RIDDER

(626) 893-5647

AdrianeR@tarbell.com
CalBRE Lic #02008957

Service you deserve. People you trust.

We Can Help You Find The Answers

Together, we can:

- Analyze the Current Value of Your Property
- Determine if This is a Good Time to Sell
- Maximize the Return on Your Investment
- Discuss How to Prepare Your Property for Sale
- Locate Your Next Home
- Consider Options to Keep the Property as a Rental

* If your home is listed, please disregard this notice. It is not intended to solicit other brokers listings.

**Don't wait! Call Today for a FREE Market
Analysis of your home's value.**

COZY Creative CENTER

756 Jamacha Road, El Cajon, CA

Hours:

M-Sat: 10-5:30.
Sun: 12-4.



619-670-0652



CozyQuilt.com

Open 7 days a week

**To Advertise in this
Newsletter
Please Contact:
Sheri Eramo
lnerm@aol.com**

Fat Quarters Quilt Shop



728 Civic Center Dr.
(formerly Escondido Ave)
Vista, CA 92084
760-758-8308

www.fatquartersquiltshop.com

Monday thru Saturday 10:00 am – 5:30 pm
Closed on Sunday

Over 4000 bolts of the NEWEST fabrics!
Check out our 25% off Daily Sales!

Stop by and be inspired -
Meet your friends at Fat Quarters Quilt Shop!
Quilting the world together one stitch at a time since
1999!

Elaine's Nifty Needle

Longarm Quilting
Custom and
Edge-to-edge
Fast Turnaround

Elaine Giometti
1469 Camino Sueno
Hemet, CA 92545

417-230-1756
cegiometti@verizon.net



Reminders



Valley of the Mist Quilters Guild

27275 Ynez Rd. #435 Temecula, CA 92592

Newsletter Editor: Diane Lapio Website Co-ord.: Hazel Martinez

votmq@yahoo.com

<http://www.valleyofthemistquilters.com>

Follow us on Facebook



MISSION STATEMENT

Formed in 1990, Valley of the Mist Quilters Guild is a non-profit charitable, educational and social organization in the Temecula Valley. We promote the knowledge of, and appreciation for, all aspects of quilting and fiber arts with an active philanthropy program.

Our Meeting Location

Community
Recreation
Center
30875 Rancho
Vista Rd.
Temecula, CA

Exit the 15 Freeway
at Rancho California
Rd. and go East.
Go to Ynez Rd. and
turn right.
Go to Rancho Vista
Rd. and turn Left
The CRC is
approximately 1.5
miles on the right-
hand side.

**Everyone
Welcome!**



General Meeting, Tuesday, July 9 @ 6:15pm.

Board Meeting, Monday, June 15 @ 6:30pm.



Can you name an item, from the listing,
to donate for the March ARB veterans?

