




Baste & Banter



Greetings Quilters!

It feels as if Fall is really here...finally!

We are still unable to meet at the CRC. Riverside County moved back to purple so that crushed our hopes of meeting in person anytime soon. Even so, we are determined to forge ahead with new ideas.


"Getting to Know You" is a project born out of our determination to make the most of our resources during the lockdown. Carol Nanfito and I will visit members at home, video the meeting and share it on FaceBook and YouTube. The purpose is to get to know each other better. At our regular meetings there is much going on as we're all busy. It's understandable why there is very little time to chat with others whom we don't know. Our first visit to Adrienne's and Shelly's was fun. See for yourself at: <https://www.facebook.com/groups/892870144555085>

I asked the board for volunteers and 5 offered to open their homes for a social call. We hope to pay a friendly visit to many more of you as well. Most of us don't have a big home or fancy quilting space, yet we all produce beautiful creations, so please don't feel intimidated. Email me or call if you are willing to open your heart and home for a visit or, if you just want to know more. shirleyelainebrown@gmail.com (951) 210-0560.

Anticipating a better 2021, we are moving ahead while still preparing for any eventuality. Education is one of the guild's main tenets. Tawnya O'Herron has been busy contacting and lining up speakers and workshops for next year. She's sought out professionals who can present both in person and online if necessary.


Also, "Global Quilt Connection" is a new way for Quilting Guilds to learn about potential lecturers and on-line teachers from all over the world. Each teacher in a webinar gives a 3-minute talk to introduce themselves. Lyric Kinard and Sue Bleiweiss masterminded this idea to help guilds and artists find each other. Due to the pandemic, we can now hire teachers from around the world on-line. Past webinars can be watched for free and there will be more coming as well. This is an exciting new resource that we are passing on to you for you to voice your opinion on what kind of things you would like to see. After you've watched a webinar...or two...or more, voice your opinion and let us know what you'd like to see. Email me at shirleyelainebrown@gmail.com.

www.GlobalQuiltConnection.com



Happy Thanksgiving!

The VOTMQG Board of Directors ...
wish each of you and your loved ones a very



Rita Dominguez	November 13
Carole Donahoe	November 25
Idabelle Colvin	November 29

Inside This Issue

President's Page	1
Block of the Month	2
Board Members	3
Advertisers	4
Reminders	5

Block of the Month

Block of The Month 2020: Block #11

This month we have another un-named block, but the twist is that there are two versions to choose from. This year's focus fabric is called Western Washington Quilt Shop Hop 2017 by In the Beginning fabrics. These blocks are due at the January 2021 meeting.

In addition to the focus fabric (we will have half yards for \$5 at the meeting or contact us if you need some), you also need a coordinating fabric based on the colors in the focus fabric, a black fabric and a white fabric.

We encourage you to make two blocks, one to enter in the drawing and one to keep. Also, the Guild's website and Facebook page should have a post directing you to the YouTube instructions for this block.

Cut list -- For one block: (Read the instructions before cutting. Use leftover scraps)

Version 1 (large block)
 Coordinating Fabric: one -- 6.25" square
 Focus Fabric: 1" X 14" strip
 (Sub-cut strip to 6.25" and 7.75" long)
 White: 1.5" X 14" strip
 (Sub-cut strip to 6.25" and 7.75" long)
 2" X 17" strip
 (Sub-cut strip to 7.75" and 9.25" long)
 Black: 2.25" X 44" strip total length
 (Sub-cut two 9.25" and two 12.75" long)

Version 2 (4 small blocks)
 four -- 3" squares
 ¾" to 1" X 28" strip
 (Sub-cut four 3" and four 4" long pieces)
 1.25" X 28" strip
 (Sub-cut to four 3" and four 4" long pieces)
 1.5" X 36" strip
 (Sub-cut to four 4" and four 5" long pieces)
 1.5" X 96" strip total length
 (Sub-cut to eight 5" and eight 7" long pieces)

Assembling the block: (please use a ¼" seam)

Follow the piece sizes for the version of the block you choose. If making version 2, remember you are creating four small blocks, so you will need to repeat some steps.

- The first step is to sew the strip of focus fabric to the long side of the skinnier strip of white fabric, press to the focus fabric. Check the width of your strip and trim off any extra width from the white fabric. The width for version 1 is 2" and version 2 is 1.5". If you have one long strip – sub-cut after sewing these together.
- Now, sew these two pieces to two adjoining sides of the coordinating fabric -- have the focus fabric side next to the coordinating fabric. Press, see photo 3.
- Sew a white strip to each of the remaining sides of the coordinating fabric and press (see photo 4.)
- Next sew the black pieces to the square. Add the two shorter pieces first to opposite sides of the block and press to the black (see photo 5.) Then add the last two pieces and press. If you are making version 1, you are finished except for the squaring up.
- If making version 2, check the size of each of your blocks. They should be between 6.5" and 7" square. Without making them any smaller than 6.5", trim any ragged edges. Arrange them in two rows of two in a way that pleases your eye. Sew the blocks together, pressing the center seams in opposite directions.
- Now to square them up. Now using your 12½" X 12½" square up ruler, place it over the block. Make sure there is fabric under all parts of the ruler and trim to 12½" X 12½" –wonky is okay!
- Repeat to make a second block to keep!

We suggest you make both – it's like having a bonus block.

Adriane Ridder & Shelly McNeely
 Block of the Month Coordinators




Photo 3



Photo 4



Photo 5

2020 Board Members

POSITION Elected Positions: **PRESIDENT**

1st VICE PRESIDENT
2nd VICE PRESIDENT
TREASURER
SECRETARY
WAYS and MEANS

NAME

Shirley Brown
Tawnya O'Herron
OPEN
Maryruth Wilson
Michelle Clark
OPEN

NAME



Appointed Positions:

ADVERTISING COORDINATOR
AMBASSADOR COORDINATOR
BLOCK OF THE MONTH COORDINATORS
CHALLENGE QUILT COORDINATOR
CORRESPONDENCE SECRETARY
DOOR PRIZE COORDINATOR
FABRIC EXCHANGE
FACILITY COORDINATOR
FRIENDSHIP GROUP COORDINATOR
HOSPITALITY HOSTESS
INTERNAL AUDITOR
JUNE FUNDRAISER EVENT
LIBRARIAN
MEMBERSHIP CHAIRS
MERCHANDISE COORDINATOR
MONTHLY MINI COORDINATOR
NEWSLETTER EDITOR
OPPORTUNITY QUILT CHAIR
OPPORTUNITY QUILT MRKTG
PARLIAMENTARIAN
PET BED COORDINATOR
PHILANTHROPY CHAIRS
PUBLICITY & PUBLIC RELATIONS
PRESIDENTS QUILT
QUILT SHOW CHAIR
QUILT SHOW ASSISTANT
RETREAT COORDINATOR, 2020
RETREAT COORDINATOR, 2021
SCCQG REPRESENTATIVE
SOCIAL MEDIA COORDINATOR
SHOW & TELL COORDINATOR
WEBSITE COORDINATOR
WORKSHOP COORDINATOR

Sheri Eramo
Marlene Oaks
Adrianne Ridder
Vanessa Prario
OPEN
Shelley Wilson
Marianne Troccoli
Laurie Gonzales
Kay Catalano
Laurie Gonzales
OPEN
OPEN
Linda McMahon
Elaine Giometti
Darlene Weist
Vanessa Prario
Diane Lapio
OPEN
Gloria Bachmann
OPEN
Tawnya O'Herron
Ellen French
OPEN
Ellen French
OPEN
OPEN
Jeanette Stevens
Janice Quackenbush
Janice Quackenbush
Carol Nanfito
OPEN
Hazel Martinez
Lupe Barker

Shelly McNeely

Linda McMahon
Dorothy Ray Paula McGaugh

Jeanette Stevens Laura Alvarado
Bonnie Pelle

Lynn Korito Ida Colvin
Tawnya O'Herron
Karen Wurfel



Please Support Our Advertisers

Looking to Sell?
**WE HAVE
BUYERS.**



BERKSHIRE HATHAWAY
HomeServices
California Properties



DISCOVER YOUR HOME'S VALUE

Our exclusive partnership with Buyside allows me to pull information from a multitude of real estate websites to match prospective buyers to your home. Real-time data, combined with my expert knowledge of the local market will aid me in pricing your home accurately and effectively to attract active buyers.

When you're ready for a more in-depth look, let me put my expertise to work for you. I can provide a more detailed home value by reviewing neighborhood trends, current and past sales and the overall condition of your home.



CONTACT ME TO SET UP A TIME TO MEET.

**Adam
PIERSON**
(951) 733-4468
DRE Lic. #02008956
Adam.Pierson@bthscaproperties.com



**Adriane
RIDDER**
(626) 893-5647
DRE Lic. #02008957
Adriane.Ridder@bthscaproperties.com



BERKSHIRE HATHAWAY
HomeServices
California Properties

©2019 BHH Affiliates, LLC. An independently owned and operated franchisee of BHH Affiliates, LLC. Berkshire Hathaway HomeServices and the Berkshire Hathaway HomeServices symbol are registered service marks of HomeServices of America, Inc. Equal Housing Opportunity. Information not verified or guaranteed. If your home is currently listed with a Broker, this is not intended as a solicitation.

I'd Rather Be Quilt'n
Cell -951-551-7985
Ruth A. O'Neill

Long-Arm Machine Quilting
Custom/Pantographs
Professional Quality Work
40+ Years Sewing Experience

Phone: 951-699-4887

Temecula, CA

Smoke-Free Environment



COZY Creative CENTER

756 Jamacha Road, El Cajon, CA

Hours:
M-Sat: 10-5:30.
Sun: 12-4.



619-670-0652

CozyQuilt.com

Open 7 days a week

Elaine's Nifty Needle

Longarm Quilting
Custom and
Edge-to-edge
Fast Turnaround

Elaine Giometti
1469 Camino Sueno
Hemet, CA 92545


417-230-1756
cegiometti@verizon.net



Fantabulous Backs

Extra Wide Quilting Fabrics by the yard

Many Selections to Choose From



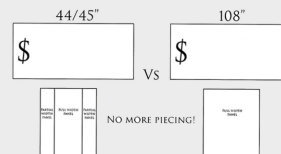
★ MONTHLY SPECIAL ★

Buy \$100.00 of fabric (excluding tax) & receive a free Brand new 45 ml Olfa Blade

Buy \$150.00 of fabric (excluding tax) & receive a free Brand new 60 ml Olfa Blade

* Not valid with any other offer

SAVE TIME AND MONEY!



- 100% Cotton
- Flannels
- White/White
- Solid Colors
- and Much More!

www.fantabulousbacks.com

619-804-6062

fantabulousbacks@gmail.com

[f](https://www.facebook.com/fantabulousbacks) [i](https://www.instagram.com/fantabulousbacks)
@fantabulousbacks

Reminders

To Advertise in this
Newsletter
Please Contact:
Sheri Eramo
Inerm@aol.com

Valley of the Mist Quilters Guild
27275 Ynez Rd. #435 Temecula, CA 92592
Newsletter Editor: Website Co-ord.: Hazel Martinez
votmq@yahoo.com
<http://www.valleyofthemistquilters.com>
Follow us on Facebook



MISSION STATEMENT

Formed in 1990, Valley of the Mist Quilters Guild is a non-profit charitable, educational and social organization in the Temecula Valley. We promote the knowledge of, and appreciation for, all aspects of quilting and fiber arts with an active philanthropy program.

Our Meeting Location

Community
Recreation
Center
30875 Rancho
Vista Rd.
Temecula, CA

Exit the 15 Freeway
at Rancho California
Rd. and go East.
Go to Ynez Rd. and
turn right.
Go to Rancho Vista
Rd. and turn Left
The CRC is
approximately 1.5
miles on the right-
hand side.

**Everyone
Welcome!**

thanksgiving
gather
thankful family
blessed grateful
together
blessings
november