



Baste & Banter

Inside This Issue

October Program	1
President's Message	2
2019 Quilt Show Eleanor Burns	3
2019 Programs	4
Block of the Month	5
Board Election Info	6
Mdse. Table & Show & Tell	7
2020 Opportunity Quilt	8
2020 Retreat & Philanthropy Work Dates	9
Philanthropy	10
Board Members	11
Room Set-up	12
Advertisers	13&14
Reminders	15



Sue Rasmussen is coming to Town!



October marks the last month this year we will be entertaining speakers and offering a workshop to the guild. We are so very fortunate to corral Sue Rasmussen as she is planning to retire from the guild circuit at the end of this year! Hereafter, she will be available for private lessons and small groups by appointment or engagements of three days or more, to allow for more time in her studio and travel. Sue's classes will be offered at the Empty Spools Seminars in Asilomar in 2020. Their workshops begin at \$1,000 for those who reside off grounds, yet our class is just \$35 for guild members. For those who may be interested, contact of Workshop Chair, Lupe Barker. There are three spaces left!

Sue's specialty is curved piecing, specifically curved paper-pieced flying geese, yet her portfolio displays landscapes and pictorial quilts, art quilts, journal quilts and humorous quilts in addition to jackets and vests. The one-day class, being offered on the Wednesday after her lecture, will add another dimension to your paper piecing skills by learning how to design, draw, measure and sew a small quilt (18" x 21") using her special technique and the secrets to easy paper piecing she will share.

Sue has degrees in Textile Sciences and Agricultural Economics from UC Davis and has been quilting since 1988. Having completed hundreds of quilts since that time, many of her art and pictorial quilts and quilted clothing are exhibited nationally. Teaching elaborate piecing and free motion quilting techniques for over 25 years, Sue has been accepted in juried shows from Paducah to Tokyo and has won national and international awards. She has been a guest on "The Quilt Show", "Simply Quilts" and "The Carol Duvall Show" as well as having been commissioned to quilt for dozens of clients including Alex Anderson, Shery Craig and C&T Publishing. Check out her portfolio at suerasmussenquilts.com.

Join us for dinner with Sue Rasmussen
at 4:30 pm on Tues, Oct 8, at Gourmet
Italia in Tower Plaza.

Please contact Shelley Wilson
by Monday, Oct. 7 to confirm.
(951) 834-3345
shelleygibt@gmail.com

Tuesday, October 8
6:15, Social Time
6:45-9 Meeting

President's Message



Hello Fall... I am so happy that you are here! It's been a long crazy summer and I am ready for some pumpkin spice.

The **2019 Quilt show** is just a few short days away. I, for one, am so VERY excited to have the one-and-only **Eleanor Burns** in town for both her Fabulous Forties show on the evening of the 4th and as our Featured Quilter for the Outdoor show on Saturday the 5th. With the amazing QS committee we have this year I have no doubt it will be a HUGE success. Many kudos and thanks to **Rita Dominguez, Pat Jordan** and the entire guild for making this dream come true. I hope to see you all there!

Chris Day and her committee have been gathering names for the 2020 Officers and Chairs, we have a few key openings left to fill but I'm confident that the right people will rise to the occasion to set us on the path to be truly focused (get it? 20-20) on a fabulous year ahead!!

Current officers don't forget it's that magical time of year when we need your proposed budgets for 2020. It's important to have those numbers ready when the Budget committee members meet so that everyone can get the funds needed to run their program.

We have a full agenda for this month's meeting, including our Lovely Speaker, **Sue Rasmussen**. So let's get all our T's crossed and our I's dotted so we can take care of the evening's agenda and festivities and be prepared for next year's programs!

See you at the show!!

Janice Quackenbush , President ❤️



2019 Valley of the Mist Quilt Show



The 2019 Quilt Show is here and boy are we excited!

We hope you are excited to see the **Eleanor Burns** Friday night show. The show begins at 6:30 pm and doors will open at 5:45 pm for raffle sales and seating. We have 3 really extraordinary items to raffle. Raffle ticket sales will be \$10 for an arm length of tickets (you're welcome to find a longer arm to get more for your money!). You won't have to write your name down as you'll get ticket stubs. We'll be calling ticket numbers so don't lose your tickets. We have 3 incredible gifts and if you want to charge the purchase of raffle tickets, you'll be able to do so.

We'll be serving finger foods, coffee, tea and water at no cost. Eleanor will have some things for sale as well. Be prepared to be entertained!

I hope you are also planning to come to the **Quilt Show on Saturday**....better yet, we hope you're planning to volunteer for a few hours. We can use your help so even if you did not sign up to volunteer, please feel free to join us. The volunteer check-in table will be in the MERC courtyard (where the auction is held). It's close to where Eleanor will be sitting as our featured quilter and also where the challenge quilts will be (come check out our new display area). While there, stop in and say hello to Eleanor! Remember to bring books you want signed.

You should have received your quilt hanging assignment by now, but if not, please call Rita Dominguez at (951) 764-8898.

The 62 auction **quilts are incredible** this year....I know we say that every year, but we were all so very impressed by the donations this year that I know you'll agree every one of them is amazing! Our auctioneer "Mac" will keep you entertained and describe each quilt through a quilter's eye. We're so excited to have him as our auctioneer as he just finished the San Diego Quilt Show as their Featured Quilter. Come visit and buy your Christmas gifts from our handmade members boutique and checkout the recent addition of a vendor selling quilt backs. The location is the Main Street air-conditioned conference room along with the textile arts display and demo's. We hope you'll come share this special day with us!

2019 Quilt Show Committee





2019 Valley of the Mist Quilter's Guild Programs

Linda Schmidt

January 8, 2019

January 9, 2019

Lecture: Short Attention Span Trunk Show

Wednesday Workshop: Miniature Landscape 101

This is a grand quilt and garment show, where Linda will bring about 30 quilts and a few ensembles with an emphasis on artistic techniques, artistry and poetry. Techniques demonstrated in the hands-on workshop include fabric painting, leaf painting, various methods of machine and hand appliqué, machine embroidery, thread painting, use of Solvy and disappearing medium as well as free motion quilting.



Tamara Leberer

February 12, 2019

February 13-14, 2019

Lecture: The Art of Silk Fusion

Midweek Workshop: Silk Fusion and Mosaics

Tamara, from Golden, Colorado, will provide a two-day workshop combining fibers with textile medium producing rich in luxurious shine and color. In this class, the students will create two silk fusion pieces which will then be used to create a mosaic on the second day. The \$60 workshop fee includes: silk tussah fibers, silk hankies, fabric medium, silk threads, Angelina fibers, gold leafing for embellishment, fiberglass screening, brushes and the plastic drop cloths for the fusion process.



Peggy Martin

March 12, 2019

March 16, 2019

Lecture: Enjoying the Journey

Saturday Workshop: Millennium Star

Peggy will teach a quick-strip paper piecing method using assembly-line piecing on fabric strips. Beginners find this method less confusing and easy to learn, while experienced quilters are delighted by this quicker, simplified technique. See her website for photos, and detailed descriptions and supply lists.



Wendy Mathson

April 9, 2019

April 13-14, 2019

Lecture: Storm at Sea - From Traditional to Contemporary

Weekend Workshop: Storm at Sea

In another two-day workshop, Wendy will offer three pattern variations to make using the traditional "Storm at Sea" block, vastly simplified by learning a method of trimming as you sew, using squares and rectangles cut from strips. All patterns are supplied. Students are not required to purchase tools, books or kits.



Elizabeth Eastmond

May 14, 2019

May 18, 2019

Lecture: Art Quilts for the Non-Artist

Saturday workshop: Spectrum 18" Square

Elizabeth's overall philosophy on teaching classes is this: students should go away with at least one new tip, or way of doing something. Some students may even have a finished project, if the chosen class is a mini-quilt or some other small quilt. But generally, it's most important that we quilters share some time together building our community, getting to know the other quilters in our guild, and enjoy the learning and making of a new quilt. This class will use a scrappy, traditional piecing technique to create a small 25" square quilt.



Sue Rasmussen


October 8, 2019

October 9, 2019

Lecture: A Desperate Housewife's Quilt Journey

Wednesday Workshop: Curved Paper Pieced Flying Geese

Students immediately move beyond the basic paper pieced geese, by adding a dramatic twist, to design a small quilt (18" x 24") with **curved** flying geese. In this class, you will learn to design, draw, measure and sew the pattern. Sue will discuss, in detail, the many options available for using curved flying geese in borders or as central design elements — opening up new horizons to **curved** paper foundation piecing.



Block of the Month

Block of The Month 2019: Block #10

Happy October! This month we are making a wonderful block: it's an improv interpretation of Gentleman's Fancy. Remember we are using our focus fabric, Modern Movement by Henry Glass (available at the guild meetings for \$2 per fat quarter.) You only need to use this fabric if you are turning in a block for the drawing. The blocks are due at the November 2019 meeting.

The fabrics you need this month are the focus fabric, your coordinating fabric based on the colors in the focus fabric, a grey fabric and a white fabric. You have lots of choices with this block, so get ready to be creative.

We encourage you to make two blocks, one to enter in the drawing and one to keep. Also, the Guild's Facebook page should have a post directing you to the YouTube instructions for this block.




Photo 1

Cut list -- For one block

Focus fabric: One chunk, with four straight sides, they don't have to be parallel, each side between 2 ¼" and 3 ½" long.

Grey, white, and coordinating-color fabric: Use strips of these fabrics that vary from 1½" to 4" wide. This is a good use of scraps. We ask that you use at least two strips of each of these fabrics.

Assembling the block:

For this block you will be consecutively adding rounds to each side of the block. You start with your chunk of focus fabric. Each strip in a round should be of the same fabric. After pieces are sewn to each side, these are trimmed to create the edges for the next round. When choosing strip pieces, make sure they are slightly longer than the side you adding to – a half-inch extra on each end should be enough. You are only adding to the edges of the piece, not to the strips in the current round. See photo 3, it shows strips added to round 2, making round 3.

- Round 1: Use focus fabric piece and four strips of one of the other fabrics. Add a piece of fabric to each side and press to the newly added fabric. Then trim to form the next round by placing a ruler on a corner of the fabric the pieces were added to, roughly align the edge of the ruler ¼" from the corner so it will trim two corners off of the round just added (see photo 2). Do this trimming on all four sides.
- Keep adding rounds in the same manner and trimming, but remember the strips used in each round should be the same fabric and you are adding to the edge you just trimmed.
- You may have rounds that when you go to trim the edges of the round, they don't meet. That is fine, trim as in photo 4 to make the edge for the next round.
- You need to add rounds until the measurement across each width is 7.75" to 8.5". At this point you use your square up ruler to estimate how wide the next strips need to be and they will most likely need to be about 3" to each side.
- Now after trimming, turn the block so that two of the pieces just added are on the top and bottom. Using your 12.5" square up ruler, you should see that you only need to add corners. If the width or height isn't at least 12.5", add another narrow round and then check again. Get triangle pieces and audition them to find pieces that will make the block large enough.
- Using the 12.5" square up ruler, square the block to 12.5". Move the ruler around until you find the final look you like best. Repeat to make a second block to keep! If this is confusing please watch the video.




Photo 2



Photo 3





Photo 4



2020 Board Member & General Election



Can you believe that it's election time? At our October 8th meeting, we will be taking nominations for the following offices:

President
1st Vice President (speakers)
2nd Vice President (arranging speakers)
Treasurer
Secretary
Way and Means Chair

If you're interested in one of these jobs, let me know. Or, if you know someone who'd be perfect for one, holler at me; and I will **brow beat** make contact to offer them the office. They say there's a perfect someone for every job, but with over one hundred members; we just need to connect up.

Don't forget: nominations will be closed at this meeting, and only those members nominated can be considered for each office.

The sign-up sheets will also be available, so you can sign up for any of the other offices/chairs at the meeting.

Chris Day
Parliamentarian
wholehog@cox.net



Merchandise Table

Hi from the merchandise table! Spooky times are among us as we launch the October table. In September, we sold to 34 people and made \$179. Come on by the table in October for some fun baskets and to say hi.

See you at the table.

Diane and Darlene



Show & Tell

Thank you all for the many quilts that you bring each month. It is a thrill to see them. An important part of our monthly meetings is our inspirational **Show & Tell**. For those that are new to our guild - close to the end of our meetings, members are invited to show off our newly finished or older quilts. We all love seeing our members' projects (finished or unfinished).. Remember that we are all at different levels of quilting and every quilt will be an inspiration to someone.

We have tables in the back where we would like you to lay out your quilts that you will be showing so all can see them before the meeting and at break. When it's time to Show & Tell, just pick up your quilt (s) and line up close to the stage steps. We will help hold your quilt so you can be free to show us the details.

For October, please bring Harvest, Pumpkins, and Halloween quilts

For November, please bring Thanksgiving, appliquéd, or strip/string/crazy quilts.

Remember, we always like to see your recently completed quilts regardless of the theme of the month.

See you there,
Liz Lehner



2020 Opportunity Quilt



Evening Lily, our gorgeous new opportunity quilt, will be on view at the guild meeting October 8th with a packet of 24 tickets for each guild member to sell or buy yourself. The tickets as usual are \$1 each or 6 tickets for \$5. You have until October 3, 2020 to get the ticket stubs and the \$20 back to me. I also have guild logo pins, tote bags and cookbooks available. The El Camino Quilt Guild from Oceanside will also have their opportunity quilt at our October meeting. Bring a bit of extra cash to buy a few tickets to help support our sister guild as I will be taking our quilt to one of their meetings to sell tickets to them as well.

We have received notice that Evening Lily can be shown at the Road to California Quilt Show on Thursday, January 23, 2020. We are allowed to sell tickets for our quilt on that one day of the show as long as our guild supplies 20 hours of white glove volunteers to work at the show. The show is held at the Ontario Convention Center from January 23 to 26, 2020. I will have forms for you to sign up for a specific 2 hour slot on any of the 4 days of the show, so think about what day or days you plan to attend and check with your friends. Then sign up at the next meeting. I will also need 2 or 3 volunteers to help sell tickets for the opportunity quilt on Thursday, January 23rd. All volunteers who sign up will get a wristband for free admission to all 4 days of the show.

Gloria Bachmann



2020 Retreat News

The 2020 Spring Retreat will be the weekend of March 27th - 29th, 2020, at the beautiful Vina de Lestonnac facility. Cost of Retreat is \$350 per person, with **payment in FULL due on or before the February 11, 2020 General Meeting.** Also, as a reminder you must be a member in good standing to attend or reserve a space at the Guild Retreats.

We do have a wait list, as the Retreat is FULL. You can add your name to the wait list at the General Meetings. **If you signed up and cannot attend, please let us know as soon as possible,** so we may contact those on the wait list to fill your spot.

Retreat payments can be made at each monthly Guild meeting. If you are unable to attend monthly meetings, please feel free to mail your payment to: Jeanette Stevens, 45960 Classic Way, Temecula, CA 92592. Make checks payable to VOMQG. Note "Retreat 2020" on memo line.

See you at Guild!

Jeanette Stevens and Elaine Giometti
2020 Retreat Coordinators



Philanthropy Work Dates Update

PHILANTHROPY WORKDAY DATES FOR 2020

The Philanthropy Committee tries to meet each month on the last Saturday of the month. Some scheduling changes at the Assistance League have required us to vary from that easy-to-remember date in some months, because they will no longer be open on last Saturdays when that is the fifth Saturday in a month. So please consult this schedule each month to determine exactly which Saturday we will be meeting:

January 25	July 25
February 22	August 22
March 21	September 26
April 25	October 24
May 16	November 21
June 27	December 19

The Temecula Valley Assistance League is located at 28720 Via Montezuma, Temecula, 92590. We meet from 10am to about 3pm. Please remember to bring your lunch and hydration. We hope you will join us!

Philanthropy

LET'S GET TO WORK!! PHILANTHROPY NEWS YOU CAN USE

As you should know by now, there is a seemingly endless need for quilts and pillowcases for people in need. For example, we just found out from the good people at the Temecula Valley Assistance League that they aid 996 foster children in the area. NINE HUNDRED AND NINETY-SIX. That's a huge number, and they're all here in the area, and each of them could probably use a quilt made just for him or her. Foster children are of all ages, from infants up to 18, boys and girls. Member **Candy Flory-Barnes**, a quiet, unassuming, big-hearted woman who lives in Oceanside, has, this year to date, **made 144 pillowcases and six quilts**. These items were created entirely from her own stash. What a wonderful woman she is!! Thank you so much, Candy, on behalf of all the people who will receive your beautiful pillowcases and quilts, and on behalf of the guild and the philanthropy program in particular. You put us all in the shade!

We have been delivering much-needed quilts to various places already this month. Lynn delivered 35 pillowcases and 18 quilts to Casa de Paz/Alternatives to Domestic Violence, and then we found out they currently have 15 women and 40 children there. Lynn took 40 children's pillowcases and 21 quilts to the Temecula Valley Assistance League, and then we found out they assist 996 foster children. Lynn and Ellen made a trip up to March and delivered 20 twin size quilts and miscellaneous items such as bar soap, socks, cookware, towels and twin bed sheet sets. Then we found out that a very large number of men being housed in the new apartments arrive with absolutely nothing, and upon entry, of course, have no income. After they've been in the program awhile, they get trained and eventually go to work. Yet upon entry, U.S. Vets tries to give each man a welcome home gift of sheets, a pillow, a quilt or blanket, and assorted other things they need.

So, our work is cut out for us. Help us! If you'd like to donate fabric for pillowcases, we really appreciate complementary fabrics. If you buy a yard each of complementary fabrics, whether manly or juvenile, we can supply the contrast accent piece, no problem. If you'd like to make a twin size quilt for a man (we have plenty for women right now) or child, **please remember the minimum size requirement is 64" x 80"**. Quilts can be a bit longer and/or a bit wider, no problem. Once you get into full-size territory, though, they're really too big.

October Philanthropy Workday is Saturday, October 26 at the Temecula Valley Assistance League meeting room, 10-3. 28720 Via Montezuma, Temecula, 92590. Bring your lunch and hydration!

Philanthropy quilts will be displayed at the Rancon Building at the quilt show.

Thank you for your hearts and your help,
Lynn Korito, Ida Colvin and Ellen French

2019 Board Members

POSITION	NAME	NAME
<u>Elected Positions:</u>		
PRESIDENT	Janice Quackenbush	
1st VICE PRESIDENT	Shelley Wilson	
2nd VICE PRESIDENT	Tawnya O'Herron	
TREASURER	Maryruth Wilson	
SECRETARY	Annette Fecteau	
WAYS and MEANS	Ellen French	
<u>Appointed Positions:</u>		
ADVERTISING COORDINATOR	Sheryl Eramo	
AMBASSADOR COORDINATOR	Patricia Ogden	
BLOCK OF THE MONTH COORDINATORS	Adrianne Ridder	Shelly McNeely
CHALLENGE QUILT COORDINATOR	Carole Donahoe	
CORRESPONDENCE SECRETARY	Vicki Jensen	
DOOR PRIZE COORDINATOR	Joyce Schmidt	
FABRIC EXCHANGE	Janice Emmerson	Candy Dalton
FACILITY COORDINATOR	Laurie Gonzales	
FRIENDSHIP GROUP COORDINATOR	Linda Bretton	
HOSPITALITY HOSTESS	Laurie Gonzales	
INTERNAL AUDITOR	Lynn Korito	
JUNE FUNDRAISER EVENT	Cindee Ferris	
LIBRARIAN	Laura Haskell	
MEMBERSHIP CHAIRS	Cheri McDowell	Bonnie Pelle
MERCHANDISE COORDINATOR	Diane Anderson	
MONTHLY MINI COORDINATOR	Charlotte Baker	
NEWSLETTER EDITOR	Diane Lapio	
OPPORTUNITY QUILT CHAIR	Candy Dalton	
OPPORTUNITY QUILT MRKTG	Gloria Bachmann	
PARLIAMENTARIAN	Chris Day	
PET BED COORDINATOR	Tawnya O'Herron	
PHILANTHROPY CHAIRS	Lynn Korito	Ida Colvin
PUBLICITY & PUBLIC RELATIONS	OPEN	
PRESIDENTS QUILT	Ellen French	
QUILT SHOW CHAIR	Rita Dominguez	
QUILT SHOW ASSISTANT	Pat Jordan	
RETREAT COORDINATOR, 2019	Jeanette Stevens	
RETREAT COORDINATOR, 2020	Jeanette Stevens	
SCCQG REPRESENTATIVE	Janice Quackenbush	
SOCIAL MEDIA COORDINATOR	Deanna Carpenelli	
SHOW & TELL COORDINATOR	Liz Lehner	
WEBSITE COORDINATOR	Hazel Martinez	
WORKSHOP COORDINATOR	Lupe Barker	



Reminders: Snacks & Door Prizes

Birthday Month	Bring Door Prize	Bring Snack	Monthly Program
January	yes (plus Dec.)	yes (plus Dec)	Speaker
February	yes	yes	Speaker
March	yes	yes	Speaker
April	yes	yes	Speaker
May	yes	yes	Speaker
June	no (bring in Sept.)	no (bring in July) (board members to bring snacks)	Basket Bonanza
July	no (bring in Sept.)	yes (plus June)	Quilters "U"
August	no (bring in Sept.)	yes	Philanthropy Sew
September	yes (plus June-Aug)	no, (bring in October)	Guild Birthday Party
October	yes	yes (plus Sept.)	Speaker
November	yes	yes	Speaker
December	no (bring in Jan.)	No	Holiday Party/Potluck

Monthly Programs & Room Set-Up

Valley of the Mist Quilters Guild Program and Room Set Ups

	January	February	March	April	May	June	July	August	September	October	November	December
Program	Speaker	Speaker	Speaker	Speaker	Speaker	Basket Bonanza	Quilters University	Phil. Sew In	Challenge Quilt	Speaker	Member Showcase	Holiday Party
Block of the Month	yes	yes	yes	yes	yes	no	no	no	yes	yes	yes	no
Challenge Quilt	yes	yes	yes	yes	yes	no	no	no	yes	no	no	no
Charm Squares	yes	yes	yes	yes	yes	no	no	no	yes	yes	yes	no
Door Prizes	yes	yes	yes	yes	yes	no	no	no	yes	yes	yes	no
Library	yes	yes	yes	yes	yes	no	no	no	yes	yes	yes	no
Merchandise Table	yes	yes	yes	yes	yes	no	no	no	yes	yes	yes	no
Monthly Mini	yes	yes	yes	yes	yes	no	no	no	yes	yes	yes	no
Opportunity Quilt	yes	yes	yes	yes	yes	yes	no	no	yes	yes	yes	no
Philanthropy	yes	yes	yes	yes	yes	no	no	no	yes	yes	yes	no
Show and Tell	yes	yes	yes	yes	yes	yes	yes	no	yes	yes	yes	no
Refreshments	yes	yes	yes	yes	yes	yes	yes	yes	yes	yes	yes	yes
						Board provides			Dessert contest			Members Potluck

Hallett's Quilting Service



Long Arm Quilting Services
Bonnie Hallett

1903 Overton Drive
Jasper, Alabama 35504

Phone: 205-265-2776
Cell: 858-735-8329

E-mail: hallettbonnie@gmail.com

Computer Guided pantograph (\$0.01/in)
Custom (\$0.06/in)
Large selection of patterns and thread
Batting available (sold by linear inch)
Other services available

I'd Rather Be Quilt'n
Cell 951-551-7985
Ruth A. O'Neill

Long-Arm Machine Quilting
Custom/Pantographs
Professional Quality Work
40+ Years Sewing Experience

Phone: 951-699-4887

Temecula, CA

Smoke-Free Environment



Quilts of Valor

Norma E. Enfield
P.O. Box 366
Murrieta, CA 92564

We are a 501(c)(3) non-profit organization

Creating Comfort, Love & Respect
for our Veterans, one quilt at a time

(951) 698-8791


quiltingtwin@verizon.net
www.QOVFTemecula.org



Looking to Sell?
**WE HAVE
BUYERS.**



BERKSHIRE HATHAWAY
HomeServices
California Properties



DISCOVER YOUR HOME'S VALUE

Our exclusive partnership with Buyside allows me to pull information from a multitude of real estate websites to match prospective buyers to your home. Real-time data, combined with my expert knowledge of the local market will aid me in pricing your home accurately and effectively to attract active buyers.

When you're ready for a more in-depth look, let me put my expertise to work for you. I can provide a more detailed home value by reviewing neighborhood trends, current and past sales and the overall condition of your home.



CONTACT ME TO SET UP A TIME TO MEET.

**Adam
PIERSON**
(951) 733-4468
DRE Lic. #02008956
Adam.Pierson@bhhscaproperties.com



**Adriane
RIDDER**
(626) 893-5647
DRE Lic. #02008957
Adriane.Ridder@bhhscaproperties.com



BERKSHIRE HATHAWAY
HomeServices
California Properties

©2019 BHH Affiliates, LLC. An independently owned and operated franchise of BHH Affiliates, LLC. Berkshire Hathaway HomeServices and the Berkshire Hathaway HomeServices symbol are registered service marks of HomeServices of America, Inc. ® Equal Housing Opportunity. Information not verified or guaranteed. If your home is currently listed with a Broker, this is not intended as a solicitation.

COZY Creative CENTER
756 Jamacha Road, El Cajon, CA

Hours:
M-Sat: 10-5:30.
Sun: 12-4.



619-670-0652



CozyQuilt.com

Open 7 days a week

To Advertise in this
Newsletter
Please Contact:
Sheri Eramo
Inerm@aol.com



Fat Quarters Quilt Shop



728 Civic Center Dr.
(formerly Escondido Ave)
Vista, CA 92084
760-758-8308

www.fatquartersquiltshop.com

Monday thru Saturday 10:00 am – 5:30 pm
Closed on Sunday

Over 4000 bolts of the NEWEST fabrics!

Check out our 25% off Daily Sales!

Stop by and be inspired -

Meet your friends at Fat Quarters Quilt Shop!

Quilting the world together one stitch at a time since
1999!

Elaine's Nifty Needle

Longarm Quilting
Custom and
Edge-to-edge
Fast Turnaround

Elaine Giometti
1469 Camino Sueno
Hemet, CA 92545

417-230-1756
cegiometti@verizon.net



Reminders

Valley of the Mist Quilters Guild

27275 Ynez Rd. #435 Temecula, CA 92592

Newsletter Editor: Diane Lapio Website Co-ord.: Hazel Martinez

votmq@yahoo.com

<http://www.valleyofthemistquilters.com>

Follow us on Facebook



MISSION STATEMENT

Formed in 1990, Valley of the Mist Quilters Guild is a non-profit charitable, educational and social organization in the Temecula Valley. We promote the knowledge of, and appreciation for, all aspects of quilting and fiber arts with an active philanthropy program.

Our Meeting Location

**Community
Recreation
Center
30875 Rancho
Vista Rd.
Temecula, CA**

Exit the 15 Freeway
at Rancho California
Rd. and go East.
Go to Ynez Rd. and
turn right.
Go to Rancho Vista
Rd. and turn Left
The CRC is
approximately 1.5
miles on the right-
hand side.

**Everyone
Welcome!**



General Meeting, Tuesday, October 8 @ 6:15pm

Board Meeting, Monday, October 14 @ 6:30pm



QUESTION

How many days can you chose from to
volunteer at the Road to California Quilt
Show in support of Gloria and the Evening
Lily?