



# Baste & Banter

## Inside This Issue

Sept Program	1
President's Message	2
2018 Programs	3
Block of the Month	4
2018 Temecula Quilt Show	5&6
Quilt Show Vendor Info Merchandise Table	7
Challenge Quilt Info	8
Philanthropy	9
2019 Guild Board	10
VOTMQG Cookbook	11
Charm Strips & Friendship Groups	12
Opportunity Quilt & Retreat News	13
Board Members	14
Show & Tell	15
Door Prizes & Set-Up	16
Advertisers	17&18
Reminders	19



September brings us to our 28th year of Valley of The Mist Quilt Guild. Please bring your challenge quilts as I am sure that they will all be beautiful. Unfortunately, there will be no Annual Dessert Challenge this year but there will be at least a birthday cake. Don't forget that the Merchandise table, monthly mini block of the month, charm strips, philanthropy projects, door prizes, etc. etc. Join us to celebrate and bring a guest or two.



**Tuesday, Sept 11**  
**6:15, Social Time**  
**6:45-9 Meeting**

## President's Message



**Happy Birthday to us!** September marks our 28<sup>th</sup> birthday, and as a rule, we have a minimal business meeting, followed by all the socializing you haven't been able to do thus far because I'm always ringing the cowbell and making you sit down and be quiet. The last two or three years we've also had a dessert contest, but since only Gloria signed up for that, we are dispensing with that challenge and going with a massive birthday cake instead. We **WILL** be having our other challenge, however, which is the annual quilt challenge.

Our Challenge Queen, Sandy Besanson, has been laid up (with recent surgery) with a bad back, so Shirley Brown, a challenge veteran, has stepped in to run that part of the show this month. Sandy's pick for challenge quilt theme is "Cats and Dogs". We look forward to many inventive quilts featuring mankind's favorite pets. It's viewers' choice, so you get to vote to determine the winners.

If you missed the August meeting, well, you really did miss a fun time. So fun, in fact, that I highly recommend that you forgo any and all travel/vacation plans next year which might prevent you from otherwise attending. August is Philanthropy Sew-In month, and after a brief business meeting, we all got to work. Some sewed, some pressed, and some cut out blocks. We learned how to make the Mile-A-Minute block. Its name is a bit of a misnomer, as it's kind of like trying to bike up a hill. It's kind of a slow slog until you reach a certain point, but after that, you're cranking out the blocks on the downhill run! Some groups worked faster than others, and had significant numbers of blocks sashed before it was time to quit, but we hope to be able to produce several scrappy Mile-A-Minute quilts from this beginning. Let me know if you'd like the directions.

Well I must get back to work on the 2019 Opportunity Quilt, as it needs to be done and bound by the end of September!

Stay cool and quilt on,

Ellen French  
President



# 2018 Programs



## BONNIE HUNTER

**January 9, 2018 Lecture:** Addicted to Scraps

**January 10, 2018 Workshop:** Jared Takes a Wife

Addicted to Scraps! This lecture takes you through Bonnie's years of scrap quilting and how she has organized her scraps and leftovers to be easily accessible and workable into her quilt making. Also includes discussion of tools of the trade that she finds helpful in scrap quilting. You can download the pattern and supply list from the Bonnie Hunter website.



## BECKY McDANIEL

**February 13, 2018 Lecture:** My Appliqué Journey

**February 14, 2018 Workshop:** Paper Pieced Crazy Cushion

This project is paper pieced with 3 different pattern designs: Star Jasmine, Pineapple (Not showing) and flying geese. It has a zipper & strap for carrying to wherever you need to have a cushion! The finished size is 16" x 16" x 3".



## JEAN IMPEY

**March 13, 2018 Lecture:** Finding Your Passion

**March 17, 2018 Workshop:** Spider Webs

Jean Impey resides in San Juan Capistrano, California. She is passionate about quilting, speaking and teaching all levels of quilters. She teaches a wide variety of quilting classes.



## PATT BLAIR

**April 10, 2018 Lecture:** What's my Line

**April 11, 2018 Workshop:** Media Mixer with Patt

Patt is a talented artist and works in multiple mediums. She is a wonderful teacher and many of our members have enjoyed her classes.



## MIKE MCNAMARA

**May 8, 2018 Lecture:** The Quilts of Mike McNamara

**May 9, 2018 Workshop:** Magic Square

Mike likes to re-invent blocks or give them a new setting, such as Double Wedding Ring, Sunbonnet Sue, Pickle Dish, Drunkard's Path, Broken Dishes, Sunrays, to name a few.

## BASKET BONANZA

**June 12, 2018:** Annual in-house fund raiser. No speaker, no workshops

## QUILTERS UNIVERSITY

**July 10, 2018:** Member Mini Workshops. No speaker

## PHILANTHROPY SEW-IN

**August 14, 2018:** Annual philanthropy sewing evening. No speaker, no workshops.

## ANNUAL GUILD BIRTHDAY PARTY

**September 11, 2018:** Dessert challenge, & challenge quilts. No speaker, no workshops.



## JILL SCHUMACHER

**October 9, 2018 Lecture:** Tips and Tricks for Machine Quilting

**October 13, 2018 Workshop:** Feathers & Background Stitching

Jill Schumacher is amazing in that she is an award-winning quilter AND she is an outstanding instructor! This is your opportunity to play with free-motion quilting and gain confidence.

## MEMBER SHOWCASE

**November 9, 2018:** Lectures and Trunk Show of Members. No workshops.

## HOLIDAY PARTY

**December 11, 2018:** Holiday party potluck and optional gift exchange



# Block of the Month

## Block of The Month 2018: Block #9

We are doing a simple block this month – after all it has been a busy time with summer over. This is another nine-patch variation with a four patch in the center. No triangles this month! The blocks are due at the October meeting.


The fabrics you need this month are our focus fabric -- Effervescence – Wild by Robert Kaufman, your coordinating fabric based on the colors in the focus fabric, a black fabric and a white fabric.

We will be selling fat quarters of the focus fabric at the meetings for \$2 each. It should only take one fat quarter to make two of all the twelve blocks for this year.

We encourage you to make two blocks, one to enter in the drawing and one to keep.

### Cut list -- For one block:

Focus fabric: two 2½" squares  
Coordinating-color fabric: two 4 ½" squares  
  one 2½" X 18" strip  
Black: one 2½" X 18" strip  
White: two 4 ½" squares  
  two 2 ½" squares



### Assembling the block:

- Use the photos for color placement and assembly help.
- To create the side-center units: sew black strip to coordinating color strip. Press toward black. Cut into four 4½" patches.
- Create the center four-patch using the two focus fabric squares and the two white 2 ½" squares. Press to the focus fabric.

Now the final assembly! Layout pieces in correct order as shown in photo one.

- Using a precise 1/4" seam allowance and right sides together, sew the horizontal rows together, alternate the pressing of the middle row with the top and bottom rows so the seams will nest in the next step.
- Keep rows in order and now sew rows together. The seams should nest and help keep patches aligned.
- Press seams and square the block to 12 1/2" x 12 1/2". Repeat to make a second block to keep!

**Good luck and even though this block is due in October we need you to turn in all your summer blocks (May, June, July, August) at the September meeting.**



Adriane Ridder & Shelly McNeely  
Block of the Month Coordinators

# OLD TOWN OUTDOOR QUILT SHOW 2018

20th Annual Old Town Temecula Outdoor Quilt Show Saturday,  
October 6, from 10 am to 4 pm.



**Below are the items due at the Sept. 11<sup>th</sup> guild meeting**  
**All Quilt Show Tables will be up on the stage with bins for collecting your quilts and other items.**

## **ALL ITEMS AND FORMS:**

**(forms available on website under Quilt Show Forms or at the tables)**

- Large Quilt Auction Quilts and Forms
- Display my Quilts Forms
- Display my Quilts for me – Quilts and Forms
- Quilt Boutique Donation items and Forms (100% or 50/50% split)
- Textile Art Table Display Form (do NOT bring your display items)
- Textile Art Community Table Display items and Forms (if you only have a few items, along with your items labeled with your name and description.
- (3" x 5" cards will be available at the drop off table)
- Mini Quilt Display Items and Forms – please make sure your name is on your quilt

## **PICK UP AT THE MEETING**

- Clips to hang your quilts
- Display forms for the front of your quilt
- 3" x 5" cards to label items on your Textile Art Table
- Aprons with our logo to wear at the quilt show and return at the next guild meeting washed and pressed
- Bookmarks and postcards to put in your apron pocket or spread around town

## **SIGN UP TO VOLUNTEER**

- To help at the Theater Courtyard as needed for the Fashion Show or for the Auction
- To docent at the Civic Center Patio in the Textile Art Area
- To demonstrate some form of textile art technique for 30 minutes (shaded)
- To docent and monitor as needed in the Vendor Area
- To assist with sales at the Guild Boutique at the Civic Center
- To be located throughout Old Town
- To sit at the Information Tables

# OLD TOWN OUTDOOR QUILT SHOW 2018, con't.

## IF YOU ARE HANGING YOUR OWN QUILTS

(Kiwanas club High School students will be available to help you hang your quilts)

- Prior to the show, you will be contacted to tell you where to display your quilts. You may want to go visit the location to see if you will need any sheets under your quilts, and if a tall ladder is needed or if a stepladder will do.
- Additional binder clips to hang your quilts will be available in the courtyard of the Temecula Community Theatre and in front of the Gardener's Cottage (main corner shop Chaparral Building) at the corner of Sixth and Old town Front Street.

## ON QUILT SHOW DAY

- Optional: Wear a white top and blue or black pants/shorts/skirt and wear one of our new Guild Aprons so our visitors can easily identify us and know who may have answers to their questions. Not a requirement, but a nice touch.
- Please make every effort to attend the Runway Show and the Auction. We need members to support the show and show your enthusiasm for our Featured Quilter, Lyn Mann, Member Cindee Ferris and her remarkable Textile Art on the Runway Show, and the Auction itself

\*\*\*\*\*  
Have you already shown that Quilt in years past? That's ok! We will put it in a new section of Old Town. People will not remember. There is no requirement that the Quilt be made in the last year.  
\*\*\*\*\*  
Watch for e-mail blasts between now and quilt show day with information regarding the show, especially about the live streaming process. Please call anytime with questions!  
\*\*\*\*\*

Thank you from Rita and her fabulous Quilt Show Committee  
Check us out: [www.valleyofthemistquilters](http://www.valleyofthemistquilters)

Rita Dominguez, Quilt Show Chair  
951-764-8898  
[Rita132010@hotmail.com](mailto:Rita132010@hotmail.com)

Janice Quackenbush, Quilt Show Assistant  
909-722-5098  
[Janice.kay@me.com](mailto:Janice.kay@me.com)



## STRONG MEN, AND TEEN BOYS AND GIRLS NEEDED

Quilters, it's time to rally those big, strong husbands, sons and grandsons and granddaughters to help with the hanging of the ropes for the quilt show. Ladder climbing and pulling ropes really tight are involved. We will meet in front of the Gardener's Cottage Store, corner of Sixth and Front Street Friday evening, October 5, at 5 pm. This will all take maybe an hour and a half.

## 2018 Quilt Show Vendor Information

The **2018 VOMQG Quilt Show** is quickly approaching! We are excited to continue the Vendor area again this year in the Civic Center Conference Room. The room is located on Mercedes Street next to the parking structure. Look for the signs to direct you. We would like to welcome some new vendors, as well as, returning vendors. Listed below are the scheduled vendors.

**The Artful Loft:** Patterns, Fabrics and supplies. Longarm quilting services.

**The Sewing Escape:** Quilting cottons-Moda, Windham, Art Gallery, Ink & Arrow

**Vintage Moments:** Antique quilts, fabrics, beadwork, buttons, embellishments. All items from 1890's - 1950 era.

**Quilters Woodworks:** Quilt racks, quilt safes, thread racks, ironing cradles, ironing board tops,

ruler racks, cutting boards, and my little stool.

**VOMQG Booth:** Throw and crib size quilts and other small items for direct sale.

The Vendor area will be open from 10:00 am - 4 pm. Stop in to do something shopping for yourself or maybe find a gift or two to have on hand for the upcoming holidays.

See you at the Show!

Jeanette Stevens

Vendor Chair

## Merchandise Table

The **Merchandise Table** is back after a short summer break! Tickets are only a \$1 each or 7 tickets for \$5. It's a fun way to support the Guild and you could also be a lucky winner!!

As you are sorting through your fabric stash, books, notions, quilt patterns, etc., please keep the Merchandise Table in mind. New and gently used items are gladly accepted and appreciated. We will collect items at the monthly meetings.

See you at the September meeting!  
Jeanette Stevens and Elaine Giometti





# Challenge Quilt



2018 Valley of the Mist Quilt Guild Challenge

## Cats & Dogs

It's Show Time at our September meeting

- 🐾 Please bring your quilts early...around **5:30 p.m.**
- 🐾 Make sure your name is on a label on the back of the quilt
- 🐾 **Cover it with painter's tape or fabric. Voting must be anonymous.**
- 🐾 Each quilt will be assigned a number and voting will be by number.
- 🐾 I will collect the quilts after the show and hold them for display at the Outdoor Quilt Show. They will be displayed in the outdoor patio of the Civic Center. You can pick them up there at 4 pm. If not picked up, I'll bring them to the October meeting.
- 🐾 Three prizes of \$ 50 gift cards to Primitive Gatherings

Categories are: 🐾Originality 🐾Creativity 🐾Workmanship

Sandy Besanson recently underwent spinal surgery and I am stepping in to help. If you have any questions please contact me at :

Shirley Brown 951-210-0560

Sebrown236@gmail.com





# Philanthropy

**Thank you** to everyone who turned out for the Philanthropy Sewing Bee! It was a great night and we accomplished a lot!! Many of you mentioned that quilt tops are well on their way to being finished and Christmas stockings are piling up! Please call me if you would like a bag of scraps for Mile-A-minute sewing at home. We have BINS. I will bring a few bags to the September Guild meeting. No time frames, next year is fine.

The summer months, travel, family, and special programs have made it difficult for many of us to remember items for the ADV. No worries. Feel free to bring anything from any month listed. It is all appreciated.

Monthly Collections for	Alternatives to Domestic Violence
From August:	Cleaning supplies: Bleach, all-purpose cleaner, Lysol, toilet bowl cleaner, glass cleaner, sponges, rags or paper towels.
September	Gift cards for gas, food or household supplies.
October	Twin bed sheets, blankets, bath towels or kitchen linens.
November	Pots and/or pans.
December	Vacuum cleaners*

\*The staff indicated that Walmart has an inexpensive vacuum cleaner for \$42. They indicated that these are the best type for a shelter, because with so many people helping, they often pick up items like legos or other items that may jam the machines. They have had more expensive vacuums, but they cost more to repair than to replace with the cheaper versions.

~~~~~

## Next Philanthropy Workday:

Saturday, September 29th: 10:00 - 3:00  
Assistance League - 28720 Via Montezuma  
Temecula, CA 92590

**This will be a regular workday or bring in your own project.**

Bring all sewing supplies, an extension cord, a multiple outlet/power strip, your lunch and drinks.

Call Karen Wurfel for more information:  
661.733.4037 or email: [kjwurfel@gmail.com](mailto:kjwurfel@gmail.com)

~~~~~

Quilters: Long armers - and domestic quilters! Over a dozen quilts are ready for quilting. Many of you are working on your own projects for the quilt show or preparing quilts for others, so no worries. You actually have until November to finish quilts, as that is when they will be delivered.

What does not get done before the show, can go to ext year's batch. They just won't make it to the show, which is OK. Some quilts are smaller and may be quilted on a domestic machine. You may pick one up at the September Guild meeting or give me a call to pick one up sooner. Hopefully we will also have several that need bindings sewn on them by next Guild meeting.

WHAT an incredible year we've had - **thank you** to all of our working "Sewing Bees"!

### GOOD NEWS!

We've had a lot of fabric donations and purchases. We are in pretty good shape for a while. I have also had two machines donated. Our thanks to all of you.



# 2019 Guild Board

## Your Guild needs you!

Valley of the Mist Quilters Guild has a rich abundance of bright, talented, energetic and creative women who have much to contribute. You have ideas about how to improve your guild and what needs to be done to keep us relevant and moving forward. How do we serve our members now and how do we attract and serve the next generation quilters. You are in touch with industry trends, you bring ideas from what appeals to you and you know what needs are not yet met. I urge you, to please review the board positions listed below, consider the value you can bring to us all or just how much you can learn in the process and step forward.

**You don't need experience, just a willing spirit.**

**Come on...take a chance...make the difference that only you can.**

### The Executive Board

Nominees for the executive board will be presented to the membership for a vote at the October meeting. The new board will take over January 1, 2019. The Executive board consists of:

**President ♦ 1<sup>st</sup> Vice President ♦ 2<sup>nd</sup> Vice President ♦ Secretary ♦ Treasurer ♦ Ways & Means.**

The executive board members attend both the regular guild meeting that takes place on the second Tuesday of the month and the board meeting that takes place the Monday following the general meeting at 6:00 pm. The only position that requires a prerequisite is the presidency. To serve as president, one must have served on the board previously. The bylaws define the "board" as both executive and general boards. If you are ready, willing and able serve and be part of moving the guild forward contact **Shirley Brown at 951-210-0560**. You may also sign up at the September meeting.

### The General Board

Not ready for the executive board? There are plenty of places to make your mark. See the list below.



Advertising Coordinator	Hospitality Coordinator	Pet Bed Coordinator
Ambassador Coordinator	Internal Auditor	Philanthropy Chair
Basket Bonanza	Librarian	Publicity & Public Relations
Block of the Month Coordinator	Membership Chair	Quilt Show Chair
Challenge Quilt Coordinator	Merchandise Coordinator	Quilt Show Assistant
Charm Strips Coordinator	Monthly Mini Coordinator	Retreat Coordinator, 2019
Correspondence Secretary	Newsletter Editor	Retreat Coordinator, 2020
Door Prize Coordinator	Opportunity Quilt Chair	Show & Tell Coordinator
Facility Coordinator	Opportunity Quilt Sales	SCCQG Representative
Friendship Group Coordinator	Parliamentarian	Website Coordinator
Historian/Photographer	Past President/President's Quilt	Workshop Coordinator

# VOTMQG Cookbook

We're Cookin' Guild Cookbook Contest

## We are Cooked!

It's a wrap. Books are printed and available at September meeting.

Drawing for \$100 at September meeting

- 🍏 Everyone who submitted 3 or more recipes receives one copy free.
- 🍏 Every paid up guild member may purchase one for \$5.
- 🍏 Second purchase and all others are \$10 per copy

You will be asked to sign for your free copy and for your first one @ \$5.  
Sorry we need that record for our auditors.



My everlasting gratitude and thanks to all of you who supported this project by contributing recipes. Because of you this cookbook is loaded with the best of the best recipes around...even some well-kept family secrets.

Shirley Brown



## Charm Strips

Welcome back, Strippers!!

I had a great summer, I hope you all did too!! For the final 3 months of 2018, we will be exchanging the following:

### September

Breast Cancer Ribbons



### October

Lori Holt



### November

Red & White



As always, please bring sets of 3 different 2-1/2" WOF (quilt shop quality) fabrics. Please group each set together, in a gallon-sized zip-topped bag, labeled with your name. The bag will make collecting your end result group of strips very easy!

HAPPY FALL Y'ALL!!

## Friendship Groups

Friendship groups are a wonderful way to learn more about various quilting techniques, to get to know other guild members, and to have some fun. Groups set their own agendas, meeting times, and meeting places. Some always meet at the same location, while some alternate between members' homes. Some groups work on projects while they meet, while others just socialize.

These groups are looking for new members:

- Free Spirit Appliqué is a hand appliqué group, meeting the 2nd and 4th Mondays at 10:00. Contact Margie Beaver.
- A new group for new quilters is forming. Contact Laurie Gonzales at the hospitality table.
- In Stitches meets on the fourth Wednesday of the month at the Murrieta senior center at 10:30 am. Contact Gail Ledbetter.
- Off the Rails is a group for those who do quilting on a frame. It usually meets on a Sunday afternoon, about once a month, at a member's house. Contact Linda Bretton.
- The UFO friendship group meets the 1st, 3rd, and 5th Wednesday of each month at the Temecula Hills Clubhouse, 9:30 - 2:00. Contact Sandy Besanson.

Would you like to join a new group with crazy quilts as a special interest? How about a group to work on a Dear Jane quilt? Do you want to join a group to learn English paper piecing? There are other guild members who would like to start groups with these special interests. Are you new to the guild or new to the area? Joining a friendship group is a good way to meet other quilters. If you're interested in being in a friendship group, contact me and I'll help make it happen.





## Opportunity Quilt

### THIS IS YOUR LAST CHANCE!

Our beautiful opportunity quilt will be awarded to the lucky winner on quilt show day, October 6th. The September guild meeting is your last chance to get your money and ticket stubs in to me. If you wait until the last minute you have to run around on quilt show day, with all the other activities, to get the money and ticket stubs in. So please, do it now and bring the \$20 and the ticket stubs to the September guild meeting.

Thanks,  
Gloria Bachmann

## 2019 Retreat News

The VOMQG Spring Retreat will be March 29-31, 2019, at the beautiful Vina de Lestonnac facility. Cost of Retreat is \$350.00 per person, with payment in full due on or before February 12, 2019. We do have a wait list, as the Retreat is FULL. **If you signed up and cannot attend, please let us know as soon as possible, so we may contact those on the wait list to fill your spot.**

If you are signed up to attend Retreat, if you have not already done so, we will have the 2019 registration form available for you to complete, sign and return at the July meeting.

**Retreat payments can be made at each monthly Guild meeting.** If you are unable to attend monthly meetings, please feel free to mail your payment to: Jeanette Stevens, 45960 Classic Way, Temecula, CA 92592. Make checks payable to VOMQG. Note "Retreat 2019" on memo line.

See you at Guild!

Jeanette Stevens and Elaine Giometti  
2019 Retreat Coordinators



# Board Members

<u>POSITION</u>	<u>NAME</u>	<u>NAME</u>	<u>NAME</u>
<b><u>Elected Positions:</u></b>			
<b>PRESIDENT</b>	Ellen French		
1st VICE PRESIDENT	Christine Oliver		
2nd VICE PRESIDENT	Shelley Wilson		
TREASURER	Laura Alvarado		
SECRETARY	Janice Emmerson		
WAYS and MEANS	<b>OPEN</b>		
<b><u>Appointed Positions:</u></b>			
ADVERTISING COORDINATOR	Sheryl Eramo		
AMBASSADOR COORDINATOR	Cindy McAlister		
BASKET BONANZA	<b>OPEN</b>		
BLOCK OF THE MONTH COORDINATORS	Adrianne Ridder	Shelley McNeely	
CHALLENGE QUILT COORDINATOR	Sandy Bensanson		
CHARM STRIPS COORDINATORS	Janice Quackenbush	Georgianne Beebe	
CORRESPONDENCE SECRETARY	Vickie Jensen		
DOOR PRIZE COORDINATOR	Joyce Schmidt		
FACILITY COORDINATOR	Laurie Gonzales		
FRIENDSHIP GROUP COORDINATOR	Linda Bretton		
HISTORIAN/PHOTOGRAPHER	<b>OPEN</b>		
HOSPITALITY HOSTESS	Laurie Gonzales		
INTERNAL AUDITOR	Lynn Korito		
LIBRARIAN	<b>OPEN</b>		
MEMBERSHIP CHAIRS	Cheri McDowell	Linda Bretton	
MERCHANDISE COORDINATOR	Jeanette Stevens		
MONTHLY MINI COORDINATOR	Charolette Baker		
NEWSLETTER EDITOR	Diane Lapio		
OPPORTUNITY QUILT CHAIR	<b>OPEN</b>		
OPPORTUNITY QUILT SALES	Gloria Bachmann		
PARLIAMENTARIAN	Shirley Brown		
PAST PRESIDENT/PRESIDENTS QUILT	Pat Jordan		
PET BED COORDINATOR	Tawnya O'Herron		
PHILANTHROPY CHAIRS	Karen Wurfel	Ida Colvin	
PUBLICITY & PUBLIC RELATIONS	<b>OPEN</b>		
QUILT SHOW CHAIR	Rita Dominguez		
QUILT SHOW ASSISTANT	Janice Quackenbush		
RETREAT COORDINATOR, 2018	Lynn Korito		
RETREAT COORDINATOR, 2019	Jeanette Stevens		
SHOW & TELL COORDINATOR	Dot Demmin	Liz Lehner	
SCCQG REPRESENTATIVE	Carole Donohoe,	Janice Quackenbush	Gretchen Bryant
WEBSITE COORDINATOR	Tina Sandoval		
WORKSHOP COORDINATOR	Deanna Carpinelli	Teresa Thompson	

## Show & Tell



**Thank you all** for the many quilts that you bring each month. It is a thrill to see them. An important part of our monthly meetings is our inspirational Show & Tell. For those that are new to our guild - close to the end of our meetings, members are invited to show off our newly finished or older (especially if it's been a long time since we've seen it) quilts. We all love seeing our members' projects (finished or unfinished). Plus, you earn a chance to win a prize at the end of the year by receiving a ticket for every quilt you bring. Remember that we are all at different levels of quilting and every quilt will be an inspiration to someone.

Please come to our table and sign the quilt name/description and your name into our register. Then sign a ticket for each quilt and place it in the jar. In **November**, we will have a drawing for the gift boxes we are preparing. We have tables in the back where we would like you to lay out your quilts that you will be showing so all can see them before the meeting and at break. When it's time to Show & Tell, just pick up your quilt (s) and line up close to the stage steps. We will help hold your quilt so you can be free to show us the details.

For **September**, please bring **Back to School** themes, **Kid** quilts, **Fall, autumn** quilts.  
For **October**, please bring **Harvest, Pumpkins**, and **Halloween** quilts

Remember, we always like to see your recently completed quilts regardless of the theme of the month.

We look forward to sewing with you! See you September 11th.  
Dot Demmin and Liz Lehner  
[951-461-2443](tel:951-461-2443)



## Reminders: Snacks & Door Prizes

Birthday Month	Bring Door Prize	Bring Snack	Monthly Program
January	yes (plus Dec.)	yes (plus Dec)	Speaker
February	yes	yes	Speaker
March	yes	yes	Speaker
April	yes	yes	Speaker
May	yes	yes	Speaker
<b>June</b>	<b>no (bring in Sept.)</b>	<b>no (bring in July) (board members to bring snacks)</b>	<b>Basket Bonanza</b>
July	no (bring in Sept.)	yes (plus June)	Quilters "U"
August	no (bring in Sept.)	yes	Philanthropy Sew
September	yes (plus June-Aug)	no, (bring in October)	Guild Birthday Party
October	yes	yes (plus Sept.)	Speaker
November	yes	yes	Speaker
December	no (bring in Jan.)	no (bring in Jan.)	Holiday Party/Potluck

## Monthly Programs & Room Set-Up

### Valley of the Mist Quilters Guild Program and Room Set Ups

	January	February	March	April	May	June	July	August	September	October	November	December
Program	Speaker	Speaker	Speaker	Speaker	Speaker	Basket Bonanza	Quilters University	Phil. Sew In	Challenge Quilt	Speaker	Member Showcase	Holiday Party
Block of the Month	yes	yes	yes	yes	yes	no	no	no	yes	yes	yes	no
Challenge Quilt	yes	yes	yes	yes	yes	no	no	no	yes	no	no	no
Charm Squares	yes	yes	yes	yes	yes	no	no	no	yes	yes	yes	no
Door Prizes	yes	yes	yes	yes	yes	no	no	no	yes	yes	yes	no
Library	yes	yes	yes	yes	yes	no	no	no	yes	yes	yes	no
Merchandise Table	yes	yes	yes	yes	yes	no	no	no	yes	yes	yes	no
Monthly Mini	yes	yes	yes	yes	yes	no	no	no	yes	yes	yes	no
Opportunity Quilt	yes	yes	yes	yes	yes	yes	no	no	yes	yes	yes	no
Philanthropy	yes	yes	yes	yes	yes	no	no	no	yes	yes	yes	no
Show and Tell	yes	yes	yes	yes	yes	yes	yes	no	yes	yes	yes	no
Refreshments	yes	yes	yes	yes	yes	yes	yes	yes	yes	yes	yes	yes
						Board provides			Dessert contest			Members Potluck





## Please Support Our Advertisers



### Hallett's Quilting Service

Long Arm Quilting Services



Bonnie Hallett

35109 Highway 79 SPC 212  
Warner Springs, CA 92086

Phone: 760-782-3763

Cell: 858-735-8329

E-mail: hallettb@att.net

### COZY Creative CENTER

756 Jamacha Road, El Cajon, CA

#### New Hours:

M-Sat: 10-5:30.

Sun: 12-4.

**15**  
*Cozy Years*

619-670-0652

**CELEBRATING**  
**15 COZY**  
**YEARS**

CozyQuilt.com

Open 7 days a week

Are Your  
**Housing Needs**  
Changing?



**Tarbell,**  
REALTORS

#### If You Are Experiencing:

- An Empty Nest
- An Expanding Family
- A Divorce
- A Relocation
- A Probate

You may have questions about how these life changes can affect your decision to sell your home.



**Tarbell,**  
REALTORS

**Adam**  
**PIERSON**

(951) 733-4468

AdamP@tarbell.com

CalBRE Lic #02008956



**Adriane**  
**RIDDER**

(626) 893-5647

AdrianeR@tarbell.com

CalBRE Lic #02008957

Service you deserve. People you trust.

\* If your home is listed, please disregard this notice. It is not intended to solicit other brokers listings.

**Don't wait! Call Today for a FREE Market**  
**Analysis of your home's value.**

### I'd Rather Be Quilt' n

14 Years Long-Arm Machine Quilting  
Professional Quality Work @ Affordable Prices

Custom/Pantographs

Pantographs Quilted Edge to Edge

Large Pattern & Thread Selection

Quilter's Dream Battings (100% Cotton, 70/30, poly, wool)

Warm & Natural Batting

Smoke-Free Environment

**Ruth A. O'Neill**

951-699-4887 Temecula



### Quilts of Valor

Norma E. Enfield

P.O. Box 366

Murrieta, CA 92564

We are a 501(c)(3) non-profit organization

Creating Comfort, Love & Respect  
for our Veterans, one quilt at a time

(951) 698-8791

quiltingtwin@verizon.net

www.QOVFTemecula.org

**To Advertise in this**  
**Newsletter**  
**Please Contact:**  
**Sheri Eramo**  
**lnerm@aol.com**



## Fat Quarters Quilt Shop



728 Civic Center Dr.  
(formerly Escondido Ave)  
Vista, CA 92084  
760-758-8308

[www.fatquartersquiltshop.com](http://www.fatquartersquiltshop.com)

Monday thru Saturday 10:00 am – 5:30 pm  
Closed on Sunday

Over 4000 bolts of the **NEWEST** fabrics!  
Check out our 25% off Daily Sales!


Stop by and be inspired -  
Meet your friends at Fat Quarters Quilt Shop!  
Quilting the world together one stitch at a time since 1999!

## Fantabulous Backs

Extra Wide Quilting Fabrics by the yard

Top designers like Kaffe Fassett,  
Anna Marie Horner, Riley Blake  
and many others.

Order online, via email or phone.



[www.fantabulousbacks.com](http://www.fantabulousbacks.com)

619-804-6062

[fantabulousbacks@gmail.com](mailto:fantabulousbacks@gmail.com)

[f](https://www.facebook.com/fantabulousbacks) [t](https://twitter.com/fantabulousbacks) @fantabulousbacks

For your convenience, we accept all major  
credit cards or checks.



LONGARM CUSTOM QUILTING SINCE 1990

Where every quilt is a custom quilt

### Quilters Budget Special

Choose from 10 of our custom  
patterns for this special

Polyester batting included

Small size quilt	50" x 60"	\$30
Medium size quilt	60" x 75"	\$60
Large size quilt	75" x 92"	\$100

Backing fabric not included with special. Please have your backing ready for quilting. This special is not good with any other discount and does not include tax, shipping, or binding.

No limit, bring as many quilts as you wish.


Like us on Facebook  
and Twitter and yelp

Quilting by Carrie Matheny  
[www.swirlsandcurlslongarmquilting.com](http://www.swirlsandcurlslongarmquilting.com)

All major credit cards and Paypal accepted | [swirlsandcurlslongarmquilting@gmail.com](mailto:swirlsandcurlslongarmquilting@gmail.com) | 619.804.6062

For your convenience, we carry warm and natural batting and dozens of extra wide backing fabrics

SHOULDN'T YOU  
LEAVE SOME  
FOR THE OTHER  
CUSTOMERS,  
DEAR?



BY gpm © 2017 MRS BOBBINS.COM



## Reminders

### **Valley of the Mist Quilters Guild**

27275 Ynez Rd. #435 Temecula, CA 92592

Newsletter Editor: Diane Lapio Webmaster: Tina Sandoval

[votmq@yahoo.com](mailto:votmq@yahoo.com)

<http://www.valleyofthemistquilters.com>

Follow us on Facebook



### **MISSION STATEMENT**

Formed in 1990, Valley of the Mist Quilters Guild is a non-profit charitable, educational and social organization in the Temecula Valley. We promote the knowledge of, and appreciation for, all aspects of quilting and fiber arts with an active philanthropy program.

### **Our Meeting Location**

**Community  
Recreation Center  
30875 Rancho  
Vista Rd.  
Temecula, CA**

Exit the 15 Freeway at  
Rancho California Rd.  
and go East.  
Go to Ynez Rd. and  
turn right.  
Go to Rancho Vista  
Rd. and turn Left  
The CRC is  
approximately 1.5  
miles on the right-  
hand side.

**Everyone  
Welcome!**



**Sept 11  
General  
Meeting  
6:15pm - 9pm**



**Birthday Cake  
will be  
provided!**



**Bring Show &  
Tell  
Quilts**



**Board Meeting  
Mon., Sept 17th  
6:30pm  
@Primitive  
Gatherings**

