



Baste & Banter

Inside This Issue

September Program	1
President's Message	2
2019 Programs	3
Block of the Month	4
March ARB Trip	5
2019 Challenge Quilt	6
Eleanor Burns! Show & Tell	7
2020 Board Election	8
Dessert Competition. Merchandise Table	9
2020 Retreat Opportunity Quilt	10
Philanthropy	11
2019 Quilt Show	12&13
Quilt Show Forms	14-18
Board Members	19
Room Set-up	20
Advertisers	21&22
Reminders	23



Happy Birthday Valley of the Mist!

On September 10th, we will celebrate the
29th year of Valley of the Mist Quilters Guild.

Our meeting will feature our **annual Challenge Quilts**, which this year is all about **Wild Animals!** See everyone's interpretation of this theme and vote for your favorites.

While you are enjoying the quilts, try a taste of any or all of the **amazing desserts** that also await your vote....our **annual dessert challenge** (Thank you, **Laurie Gonzalez**) features many homemade desserts from your kitchens! It's sure to be an exciting, beautiful, & tasty evening.

All of our regular guild activity tables are back after summer break...so bring \$\$ for merchandise table & monthly mini and be sure to check out block of the month, strip club, philanthropy projects, door prizes, show & tell and much more.

Come & celebrate with us!
Bring a guest !

**Tuesday,
September 10
6:15, Social Time
6:45-9 Meeting**



President's Message



Hello Quilters!

Summer is waning and I hope you are excited to participate in our fall program. Valley of the Mist Quilters Guild has so much going on in the coming months so, please, be sure to join us at our meetings and check out our programs.

September is our guild's **anniversary** month and our meeting will be one big party! Plus, all of our regular meeting sidebars will be back...door prizes, merchandise table, block of the month, fabric exchange, library, monthly mini, philanthropy and show and tell...lots to see and do. Our 2019 Valley of the Mist Quilters Guild **Quilt Challenge** organized by Carol Donahoe is "**Quilters Going Wild**, appreciating Nature's Wildlife". Many of you will be competing for the winning quilt. There are several categories and the winners will be determined by you so come vote and determine which quilts are your favorites! From past experience, this is not one to miss. We will also have our annual dessert contest (yum) and I hope you are planning to participate (contact Laurie Gonzales for further information). Maybe try making something out of our guild cookbook.....I can't wait to try them all.

October 5th is our Annual Outdoor Quilt Show! Rita and Pat and the fabulous quilt show committee are working hard to make this year the best show ever and they need participation from all of us. This hardworking team has risen to the challenge of initiating some changes to the show including the presence of quilting icon **Eleanor Burns**. If you haven't bought your ticket for her show, we'll have them this month for sale. I am looking forward to her Friday evening show **Still Stripping II: Fabulous Forty Years** as well as the quilt show.....to me, there is nothing better than seeing all of our beautiful quilts with their magnificent colors and patterns waving in the Temecula breeze as they peak the visitors interest and transform Old Town Temecula into a quilting paradise. We need your help with hanging your quilts at assigned buildings, donating quilts to our auction and participating in the many volunteer jobs available. We always count on our quilting angels to pull us through and this year is no different!

I can't wait to see the Challenge Quilts and taste the yummy desserts!

See you there and I can't wait to see how **WILD** all of the quilts will be!

Janice Quackenbush ❤️
Guild President





2019 Valley of the Mist Quilter's Guild Programs

Linda Schmidt


January 8, 2019

Lecture: Short Attention Span Trunk Show

January 9, 2019

Wednesday Workshop: Miniature Landscape 101

This is a grand quilt and garment show, where Linda will bring about 30 quilts and a few ensembles with an emphasis on artistic techniques, artistry and poetry. Techniques demonstrated in the hands-on workshop include fabric painting, leaf painting, various methods of machine and hand appliqué, machine embroidery, thread painting, use of Solvy and disappearing medium as well as free motion quilting.



Tamara Leberer

February 12, 2019

Lecture: The Art of Silk Fusion

February 13-14, 2019

Midweek Workshop: Silk Fusion and Mosaics

Tamara, from Golden, Colorado, will provide a two-day workshop combining fibers with textile medium producing rich in luxurious shine and color. In this class, the students will create two silk fusion pieces which will then be used to create a mosaic on the second day. The \$60 workshop fee includes: silk tussah fibers, silk hankies, fabric medium, silk threads, Angelina fibers, gold leafing for embellishment, fiberglass screening, brushes and the plastic drop cloths for the fusion process.



Peggy Martin

March 12, 2019

Lecture: Enjoying the Journey

March 16, 2019

Saturday Workshop: Millennium Star

Peggy will teach a quick-strip paper piecing method using assembly-line piecing on fabric strips. Beginners find this method less confusing and easy to learn, while experienced quilters are delighted by this quicker, simplified technique. See her website for photos, and detailed descriptions and supply lists.



Wendy Mathson

April 9, 2019

Lecture: Storm at Sea - From Traditional to Contemporary

April 13-14, 2019

Weekend Workshop: Storm at Sea

In another two-day workshop, Wendy will offer three pattern variations to make using the traditional "Storm at Sea" block, vastly simplified by learning a method of trimming as you sew, using squares and rectangles cut from strips. All patterns are supplied. Students are not required to purchase tools, books or kits.



Elizabeth Eastmond

May 14, 2019

Lecture: Art Quilts for the Non-Artist

May 18, 2019

Saturday workshop: Spectrum 18" Square

Elizabeth's overall philosophy on teaching classes is this: students should go away with at least one new tip, or way of doing something. Some students may even have a finished project, if the chosen class is a mini-quilt or some other small quilt. But generally, it's most important that we quilters share some time together building our community, getting to know the other quilters in our guild, and enjoy the learning and making of a new quilt. This class will use a scrappy, traditional piecing technique to create a small 25" square quilt.



Sue Rasmussen


October 8, 2019

Lecture: A Desperate Housewife's Quilt Journey

October 9, 2019

Wednesday Workshop: Curved Paper Pieced Flying Geese

Students immediately move beyond the basic paper pieced geese, by adding a dramatic twist, to design a small quilt (18" x 24") with **curved** flying geese. In this class, you will learn to design, draw, measure and sew the pattern. Sue will discuss, in detail, the many options available for using curved flying geese in borders or as central design elements — opening up new horizons to **curved** paper foundation piecing.



Block of the Month

Block of The Month 2019: Block #9

Hello all! Our block this month – an improv variation on the Broken Dishes block. This block isn't due until the October meeting. If you are making a block to turn in then you need this year's focus fabric, Modern Movement by Henry Glass (available at the guild meetings for \$2 per fat quarter.)

The fabrics you need this month are the focus fabric, your coordinating fabric based on the colors in the focus fabric, a gray fabric and a white fabric.

We encourage you to make two blocks, one to enter in the drawing at the guild meeting and one to keep. Also, the Guild's Facebook page should have a post directing you to the YouTube instructions for this block.



Cut list -- For one block:

- Focus fabric: one 4½" square
- Gray fabric: three 4½" squares
- White fabric: eight 4½" squares
- Coordinating-color fabric: four 4½" squares

Assembling the block:

- Let's make the half square triangles. Using all the 4½" squares, stack any two non-white squares with two of the white squares, right sides facing up, white fabric on the bottom. You don't need a ruler, just a rotary cutter. Being careful not to cut yourself, make a rough diagonal cut from one corner to the opposite (be careful.) See photo 2.
- Keep the fabric in two stacks, pick one stack and move the top two pieces to the bottom of that stack. Now sew these pieces together along the edge you just cut, right sides together. You should always be sewing a white to a non-white piece. These may not align perfectly, but just match the edge and sew the seam, adjusting the edge as you sew. Try to keep the seam at ¼", but don't worry the piece is oversized and will be trimmed.
- Repeat with the remaining squares – cutting four at a time.
- Take the finished pieces and stack as many as you feel comfortable trimming at once (I did four at a time) and even up two adjacent edges. See photo 3. You are going to trim a minimal amount from the two edges you lined up -- just enough to straighten them. Now turn the pieces and using a ruler, square them to 3½" along the other two edges. See photo 4. They should look wonky. Repeat until all these units are 3½" square.
- Now taking all pieces, arrange them into four, four piece squares. The white triangles face out on one diagonal and face in on the other. The arrangement is your choice – see our examples for ideas.
- Sew the four piece units together and then arrange these blocks to create your final design. Keep the blocks oriented the same so the pattern is correct with white sections only touching non-white sections.
- Sew these units together, watching your pressing so your seams lock together.
- Use your 12.5" square-up ruler to check that your block is 12½" X 12½". Repeat to make a second block to keep!




Photo 2

Photo 3

Photo 4



Adriane Ridder & Shelly McNeely
Block of the Month Coordinators

Our trip to March ARB

LOTS OF GOODS DELIVERED TO MARCH ARB

Earlier this month **Lynn Korito** and her daughter delivered a huge load of goods to our formerly homeless vets up at March ARB. Your donations, combined with those of the local D.A.R. created a whopping 2-SUV load of goods. These included bar soap, liquid soap, dish soap, laundry products, toothpaste and toothbrushes, floss, chapstick, socks, pillows, bath towels, kitchen towels, pots and pans, utensils, bath mats, twin bed sheet sets, shampoo and conditioner, razors, after shave, shave cream, and deodorant. **US Vets** was very grateful to receive these items.

Thank you for your continued donations. Unfortunately, there seems to be no shortage of vets in need. US Vets has broken ground on another building, and they tell us that there is a lot of new turnover. Turnover means guys getting on their feet again and moving to apartments, and new guys coming into the program. Our donations are not insignificant—they are critically important to helping these men and women get re-established again, and the fact is that they need everything. So remember the new BINGO game Diane Lapio has devised for us—it can be fun! **Donate items** and **collect your playing pieces** and win! The vets themselves are especially grateful to receive the bed quilts we make for them. I was told that they remind them of their moms, their grandmothers, their aunts. That's all the motivation I need! Every time I go to Target or to the grocery store, I check to see if I can get a bunch of toothbrushes for a dollar each, or toothpaste, a couple of deodorants, whatever. If I'm at Costco, I check out kitchen towels, multipacks of deodorants, shave cream, whatever.

Thank you for your good hearts!

Ellen French, Philanthropy



Thank you!

2019 Challenge Quilt



Hello Challengers!

I hope that you've been having lots of fun GOING WILD and creating your quilt for the 2019 Guild Challenge. I am so excited to see what you have made! Here are some FINAL instructions and tips for September:

1. Please bring your quilt to the Guild meeting on **September 10th**. I will be there by **5:45 pm** to register and collect your entry. Please arrive as early as you can so I'll have plenty of time to carefully hang your the entry.
2. Your quilt must be sandwiched, quilted and finished with binding for consideration in the Challenge. You must have a label with your name and date, and your name must be temporarily covered with painter's tape. A sleeve is not required, but also is not disqualifying.
3. There are three Judging Categories: Originality & Creativity of Design, Best Use of Color, and Excellence in Workmanship. Good luck to you; I truly hope you will be rewarded for your efforts.
4. Your quilt will be retained by me for display at our Old Town Quilt Show, **October 5th**. Let me know whether you will personally be able to pick up your quilt at the end of the Show. The Challenge Quilts will be displayed in the back portion of the lot adjacent to and accessible from the Theatre courtyard, which is a recent addition to the City's property.

Carole Donahoe
2019 Guild Challenge Coordinator



Eleanor Burns Extravaganza!



Eleanor's show ticket sales

This is the last meeting before the Quilt Show and the last time to buy member priced tickets in person for attendance to the Eleanor Burns Show. Pat Jordan will be on vacation during our September meeting, but our fabulous Treasurer Maryruth Wilson will be selling tickets in her absence (cash, check or credit card). We also have on line purchasing at our website, but the price is \$25. Between Stitches quilt shop is also selling tickets so you can go there and get the members price of \$20. If all these options don't work for you and we have tickets still available at the end, we will be selling them at the door. After 9/18, you can call Pat and she will sell you tickets using your credit card over the phone.

Eleanor Burns has been an icon in the quilting world for 40 years. Her first quilt book, **Make A Quilt In A Day: A Log Cabin Pattern**, was published in 1978 and since then she has authored over 100 books & patterns and designed fabrics for Benartex, Inc. She continues to delight quilters all over the world with her ongoing TV series, "Quilt in A Day". She has trained countless instructors, taught countless students at classes and retreats, as well as bringing her entertaining shows to her adoring fans.

PLEASE JOIN US on Friday evening, October 4th, for Eleanor's show that celebrates her 40th anniversary in quilting as she reminisces, educates and entertains you with her infectious joy & love of quilting. It is not to be missed!

STILL STRIPPING II, FORTY FABULOUS YEARS

Friday, October 4, 2019 @ 6:30PM

Temecula Community Recreation Center * 30875 Rancho Vista Rd. Temecula

Tickets \$20 members & \$25 non-members — on sale at guild meetings through September

Contact Pat Jordan, 951-663-5345 or patjordan1966@gmail.com



Show & Tell

Thank you all for the many quilts that you bring each month. It is a thrill to see them. An important part of our monthly meetings is our inspirational Show & Tell. For those that are new to our guild - close to the end of our meetings, members are invited to show off our newly finished or older (especially if it's been a long time since we've seen it) quilts. We all love seeing our members' projects (finished or unfinished).

We have tables in the back where we would like you to lay out your quilts that you will be showing so all can see them before the meeting and at break. When it's time to Show & Tell, just pick up your quilt (s) and line up close to the stage steps. We will help hold your quilt so you can be free to show us the details.

For **September**, please bring Back to School themes, Kid quilts; Fall, autumn quilts.

For **October**, please bring Harvest, Pumpkins, and Halloween quilts

Remember, we always like to see your recently completed quilts regardless of the theme of the month.

See you there.
Liz Lehner

2020 Board Member & General Election



Hi quilters!

It's that time of year when we need to start identifying members who would like to be one of our officers. Elections are right around the corner, coming in November.

There are 6 Executive (elected) Officers:

President	1 st Vice President (guest speakers)	2 nd Vice President (arranging guest speakers)
Treasurer	Secretary	Ways and Means (all fund raising)

There are 33 General (appointed) Officers and Chairs:

Advertising Coordinator	Ambassador Coordinator	Block of the Month Coordinator
Challenge Quilt Coordinator	Correspondence Secretary	Door Prize Coordinator
Fabric Exchange Coordinator	Facility Coordinator	Friendship Group Coordinator
Hospitality Hostess	Internal Auditor	June Fundraising Event
Librarian	Membership Chair	Merchandise Coordinator
Monthly Mini Coordinator	Newsletter Editor	Opportunity Quilt Chair
Opportunity quilt mrktg	Parliamentarian	Pet Bed Coordinator
Philanthropy Chair	Publicity & Public Relations	President's Quilt
Quilt Show Chair	Quilt Show Assistant Chair	Retreat Coordinator 2020
Retreat Coordinator 2021	SCCQG Representative	Social Media Coordinator
Show & Tell Coordinator	Website Coordinator	Workshop Coordinator

As you can see, it takes a lot of members to keep the guild running. So please look over the list, and choose a job that you would like to do, the job descriptions are in the By-Laws. You can find your copy of the By-Laws in the back of the Membership Roster booklet you received at the beginning of the year.


There will be a sign up board at the September meeting; but if you can't wait, send me an e-mail now and I'll add you to the sign-up sheet. Already have a position you want to keep, send me an e-mail and I'll post it. Want to change jobs, send me an e-mail. Haven't been an officer yet, now it the time; send me an e-mail and tell me what you're interested in.

Do you see a trend here: send me an e-mail – let me know how you want to serve this great guild!

Thanks,

Chris Day
Parliamentarian
wholehog@cox.net

Merchandise Table



Hi to everyone from the merchandise table. Now that summer is over the table is re-opened!!! We need merchandise to raffle off. Our supply is very very low because of basket bonanza. No one has donated to the merchandise table since April. Please bring your unloved stash to the table so we can turn it into a beautiful basket brimming with goodness. **See you at the table in September!**

Diane and Darlene



VOTM Birthday Celebration

DESSERT CONTEST SEPTEMBER GUILD MEETING

September is our **Guild's birthday month**. We will again celebrate with a Dessert Contest at our September 10 Guild Meeting. It is always a special treat to have so many delicious homemade sweets and recipes to share.

Following are some guidelines. So get out those family recipes or use our cookbook and bring those fabulous desserts!

CONTEST GUIDELINES

- * MAKE A TASTY DESSERT
- * CUT AHEAD OF TIME INTO BITESIZE PIECES
- * MAKE A SIGN AND NAME YOUR CREATION
- * NOTE INGREDIENTS THAT MIGHT CAUSE ALLERGIC REACTIONS, SUCH AS NUTS, SOY AND EGGS
- * DO NOT IDENTIFY YOURSELF
- * MAKE COPIES OF YOUR RECIPE (OPTIONAL)
- * PLEASE ARRIVE BY 6:15

Voting will be anonymous. If you have any questions please contact Laurie Gonzalez.

THANK YOU!
LAURIE GONZALEZ



2020 Retreat News

Hope everyone had a great summer! The 2020 Spring Retreat will be the weekend of March 27th - 29th, 2020, at the beautiful Vina de Lestonnac facility. Cost of Retreat is \$350.00 per person, with **payment in FULL due on or before the February 11, 2020 General Meeting.** Also, as a reminder you must be a member in good standing to attend or reserve a space at the Guild Retreats.

We do have a wait list, as the Retreat is FULL. You can add your name to the wait list at the General Meetings. If you signed up and cannot attend, please let us know as soon as possible, so we may contact those on the wait list to fill your spot.

Retreat payments can be made at each monthly Guild meeting. If you are unable to attend monthly meetings, please feel free to mail your payment to: Jeanette Stevens, 45960 Classic Way, Temecula, CA 92592. Make checks payable to VOMQG. Note "Retreat 2020" on memo line.

See you at Guild!

Jeanette Stevens and Elaine Giometti
2020 Retreat Coordinators



Opportunity Quilt 2019



Omigosh!, our opportunity quilt was at the San Diego Quilt Show at the end of August. Shelley Wilson and I also handed out flyers to promote our quilt show and the Eleanor Burns show on October 4th. Now you all need to get your money and ticket stubs for the opportunity quilt in to me at the September meeting. This is your last chance as the quilt will be awarded to the lucky winner on quilt show day. Don't wait until the quilt show when we all have several jobs to do to get your money and ticket stubs in.

Thank you,
Gloria Bachmann

PHILANTHROPY NARROWS FOCUS TO TWIN SIZE

Huge, **HUGE** thanks to all who heeded the call for help at the August sew-in! There was a potentially record-setting turnout. We asked for lots of sewers, and we got them! To the point where poor Lynn was a bit frazzled trying to keep sewers supplied with strips!

Together, we generated a ton of strip sets that will turn into a ton of scrappy rail fence blocks. These will be assembled into tops, borders added, and we anticipate we will have enough for 4 or 5 more twin size quilts! Now THAT'S production!

The Philanthropy committee has been taking stock of its available inventory to be donated. We have already delivered this year about 30 quilts to various destinations, including our US Vets at March ARB. We have been a bit lax in reminding members of the minimum size requirements for March quilts (they need to be twin size, 64 x 80 minimum) and as a result we have seen a definite trend toward feminine, smaller, less utilitarian quilts.

Of the 75 quilts currently finished and ready to donate, only 34% qualify to go to March ARB men. (There are very few female vets there.) Fully 56% of the remainder are not bed size quilts. They are overwhelmingly feminine, and of various odd sizes, some as narrow as 38". We are not sure where these will go, but we'll think of something.

So for the remainder of the year, we will try to zero in on functional twin size quilts. Going forward, we have four recipient organizations that have a need for twin size bed quilts. Three of these outfits are veteran organizations (one is US Vets), primarily male, and the fourth is for foster care children. Gentle reminder: foster children come in all ages, both boys and girls. We do not want to send items of, say, prayer quilt size, to an organization that has a need for twin size. So think masculine or juvenile, but twin! 64" x 80" minimum.

As always, thank you for your kind hearts and generosity!

Lynn Korito, Ida Colvin, and Ellen French, Philanthropy



2019 President's Quilt

Hi, everyone,

As the President's Quilt progresses, we would greatly appreciate donations of floral fabrics. The bolder and brighter, the better. We want to make a beautiful quilt and your help will be appreciated in many ways.

Thank you!

We are making great strides on organizing our guild's 2019 Quilt Show and the events leading up to the Quilt Show including the Eleanor Burns Still Stripping II: 40 Fabulous Years of Quilting show. Here is a list of events and opportunities to support the Quilt Show with the coordinator contact information for each.

Calendar items:

September 7th through October 4th Artists Exhibition (opportunity to display quilts/art pieces)

Where: Grace Mellman Library, 41000 County Center Dr., Temecula.

Contact: Paula McGaugh, 760-803-6920

September 21st through October 5th Quilt Walk (opportunity to display themed quilts)

Where: Participating stores in Old Town

Contact: Sheryl Eramo, 714-801-3574.

October 4th 6:30 – 8:30 pm Eleanor Burns Still Stripping II: 40 Fabulous Years of Quilting Show

Where: Community Rec Center, 30875 Rancho Vista Rd, Temecula (same as our monthly mtgs)

Tickets: On sale at June-September guild meetings (cash, check or credit card), \$20 members, \$25 non-members

Contact: Pat Jordan, 951-663-5345

October 5th 10-4 pm Old Town Temecula Quilt Show and Auction (Valley of the Mist Quilters Guild Quilt Show)

Where: 41000 Main St, Temecula

Contact: Rita Dominguez, 951-764-8898 OR Pat Jordan, 951-663-5345

Opportunities to support Quilt Show:

- Auction Quilt donations (make and donate quilts with quilter's share options - full donation or receive back 50% or 25% of the sale price). Rita Dominguez, 951-764-8898.
- Hand-made items to sell at show boutique. (same donation options as with auction) Contact: Shelley Wilson, 951-834-3345.
- Volunteer to help in a variety of ways during the day of the Quilt Show on October 5th. Sign-ups coming soon. Contact: Janine Anderson, 707-439-6685.
- Your quilts to hang all over Old Town during the one day Quilt Show on Oct. 5th. Quilts previously displayed are welcomed. Contact: Rita Dominguez, 951-764-8898.
- Small Quilts to hang in stores during the Quilt Walk taking place Sept 21st through Oct. 5th. Contact: Sheryl Eramo, 714-801-3574.
- Artists Exhibition Display in the Grace Mellman Library during Sept 7th through October 4th. Contact: Paula McGaugh, 760-803-6920.
- Participate in the Textile Art Display and Demonstrations program during the Quilt Show. Contact: Virginia Conkling, 714-336-7283.
- Provide sponsorships for Quilt Show. Contact: Laurie Gonzalez, 951-377-9639.
- Participate in planning Quilt Show – attend monthly meetings. Contact: Pat Jordan, 951-663-5345.

We really appreciate your support, help, and generous contributions.

Happy Quilting!

Rita and Pat



2019 Valley of the Mist Quilt Show

Old Town Temecula Outdoor Quilt Show Saturday, October 5th from 10-4pm

We are now very close to the opening day of the quilt show. The time went by so quickly. Below is a list of what we need your help with. If you have any questions, please contact Rita Dominguez

- **Provide quilts to display** around Old Town.
 - Submit one form and summarize how many quilts & sizes you'll be displaying.
 - You can display as many quilts as you want, and we need a whole lotta quilts to fill up Old Town Temecula.
 - You can use quilts hung previously.
 - You will be notified of your location prior to the show, and need to hang before 10 AM day of show.
 - After the show, you will receive an embroidered show label to apply to your quilt (s) displayed.
- **Members boutique** – If you haven't already, turn in items you have made to Shelley Wilson (shelley.gbt@gmail.com).
- **Textile Arts display and demonstrations** is handled by Ginger Conkling (ken.conkling@yahoo.com). Since we do not have vendors this year, we need members more than ever to help us display/demo your talents in the Temecula City Hall Conference Center in Old Town. Please consider sharing your talent with the public. This can be other than quilting as long as it has something to do with hand made textile arts (dolls, baskets, thread/warn art, mini quilts, ... the list goes on). You'll be in an air-conditioned conference center and there is plenty of parking close by in the structure. Please contact Ginger directly.
- Help us with our **live auction** by **donating quilts** to be auctioned. We need about 60 quilts in order to pay the bills associated with having a Quilt Show and allow us to contribute to our selected charities. Please turn in your auction quilts at the September meeting and if you need an extension in time, please contact Rita Dominguez so we can plan on what is coming. We must collect all forms and quilts by the board meeting September 16th which is held at Between Stitches Quilt Shop (6:30-8:00pm). We'll even pick up so just let Rita know.
 - For **auction & boutique donations**, you can elect to receive back 25% or 50% from the sale of any quilt/boutique item provided or you can also elect to donate 100%. We realize how expensive it is to make a quilt so we provide options to help you recover some of the cost.
 - For donated quilts/boutique items, you can **set a reserve price** & if the item doesn't sell for at least the amount you list on the form, it will not be sold and we will return it to you.

All the information and forms are on our **guild's website** and in this newsletter. Please fill them out and bring with donated item to the meeting. Turn in to Rita (auction quilts), Shelly Wilson (boutique items) or Ginger Conkling (Textile Arts participation)

We need many **volunteers** the day of the quilt show. Janine Anderson (janart0@yahoo.com) is our volunteer coordinator. Please consider volunteering your time to help the committee during the quilt show. We are only a few and there are many assignments such as working at the boutique, fiber arts, hand out guild information, watch quilts and of course the auction. It's an all-day event and we have many time slots to fill. Lastly, if you have a willing husband/son, we can use extra help to hang the ropes used to display our quilts all over Old Town. This volunteer opportunity is scheduled for Friday at 4 PM. Let us know if you can help and we're meeting at the Chaparral building in Old Town Temecula.

If you're new to the guild and haven't seen our show, you will soon experience how unique our outdoor show is. We will decorate old town with quilts hanging them from balconies, eaves and railings all over town. It's an amazing site to see.

Thanks for your help!!!! Please call if you have questions or need further information.

Rita Dominguez
Pat Jordan (951) 663-5345 pjordan@ucsd.edu

2019 Valley of the Mist Quilt Show

OLD TOWN TEMECULA OUTDOOR QUILT SHOW

October 5, 2019

Display of personal quilts

OPEN TO GUILD MEMBERS ONLY

You will be hanging your quilts at your assigned location on the morning of the show BEFORE 10am.

PLEASE PRINT AND FILL IN COMPLETELY – **FORMS ARE DUE AT SEPTEMBER 10TH MEETING**

For Mail-In Registration (mail to: Rita Dominguez, 40101 de Portola Road, Temecula CA 92592)

Quilter's Name: _____

Address: _____

Phone: Home _____ Mobile _____

Email that you check regularly _____

Number of quilts you wish to display in each category: _____ Wall/Baby _____

Lap/Throw _____ Twin _____ Full / Double _____ Queen _____ King _____

TOTAL _____

Number of Quilt Show labels you would like: _____

Friendship Group (if applicable) _____

Location Preference ** _____

**Please note we cannot guarantee this location.

You can prevent damage to or theft of your quilts by hanging a clean sheet behind any quilt you display and by not leaving your quilts unattended during the show.

Please read and acknowledge the following:

I understand that I alone am responsible for the safety and condition of any quilts I display in the Old Town Temecula Outdoor Quilt Show. I agree to hold harmless the Valley of the Mist Quilters Guild in the event of any damage to or theft of my property. I further understand that both the Guild and show attendees will probably photograph my quilt(s), as the quilt(s) will be hanging in a public place. I hereby grant permission to the Valley of the Mist Quilters Guild to publish any photographs of my work displayed in this show for non-commercial use.

PLEASE BRINGS QUILTS TO GUILD MEETINGS WITH FORMS ATTACHED. LAST MEETING TO TURN QUILTS/FORMS IN IS THE SEPTEMBER 10TH MEETING. EARLIER IS GREAT. WE CAN PICK UP ALSO!

Signed: _____ Date: _____

VALLEY OF THE MIST QUILTERS GUILD THANKS YOU FOR YOUR PARTICIPATION

2019 Valley of the Mist Quilt Show

OLD TOWN TEMECULA OUTDOOR QUILT SHOW LARGE QUILT AUCTION FORM

Use a separate form for each quilt.

If this is a group quilt, please list group name and individual names of all who participated.

PLEASE PRINT AND BE SURE ALL INFORMATION IS COMPLETE AND ACCURATE

Quilter(s) Name(s): (If multiple quilters, list contact person first)

Contact Phone _____ Contact E-mail that you check regularly _____

Name of Quilt to be auctioned (Required) _____

Dimensions: (more than 200" perimeter) _____ Pattern: _____

Check all that apply to this quilt:

_____ Throw _____ Twin _____ Double/Full _____ Queen _____ King

_____ Hand-pieced _____ Machine-pieced _____ Hand-quilted _____ Hand-appliquéd

_____ Machine-appliquéd _____ Machine quilted by: (name) _____

Vintage (Date: _____)

Additional details (25 words or less) _____

_____ Reserve Amount, if any: \$ _____

PLEASE read and sign the following:

I understand that this reserve amount means that if bidding does not reach this amount, the item will be returned to me, unsold. I understand that I may elect to receive 25% or 50% of the proceeds of the sale of this item or I may elect to donate 100% of the proceeds of its sale to the Guild. I understand that the Guild may choose to donate all or part of the proceeds to a charity or charities selected by the Quilt Show Committee. I choose the following option:

_____ Receive 25% of the proceeds - Please note: for payment of \$600 or more, a 1099 will be issued. A signed W-9 including your Social Security number will be required prior to payment for those receiving \$600 or more.

_____ Receive 50% of the proceeds - Please note: for payment of \$600 or more, a 1099 will be issued. A signed W-9 including your Social Security number will be required prior to payment for those receiving \$600 or more.

_____ Donate 100% of the proceeds to Valley of the Mist Quilters Guild.

Signature

Date

VALLEY OF THE MIST QUILTERS GUILD THANKS YOU FOR YOUR GENEROSITY

2019 Valley of the Mist Quilt Show

OLD TOWN TEMECULA OUTDOOR QUILT SHOW Member Donation for Boutique Direct Sale

*Use a separate form for each item. We will have a Guild boutique with quilts and other handmade items for sale at the Conference Room. All items are due with completed form by the September 16th board meeting.

QUILT DONATIONS: The perimeter of quilts should measure between 100" and 200".

Your name _____

Your address _____

City, State, ZIP code _____

Phone (Home) _____ Mobile _____

Email that you check regularly: _____

Quilt/Item Name (must have name) _____

Minimum sale price, if any: \$ _____

PLEASE read and sign the following:

I understand that the minimum price amount means that the quilt or item will not be sold for less than that amount. I understand that I may elect to receive 25% or 50% of the proceeds of the sale of this item or I may elect to donate 100% of the proceeds of its sale to the Guild. I understand that the Guild may choose to donate all or part of the proceeds to a charity or charities selected by the Quilt Show Committee. I wish to do the following (choose one):

_____ Receive 25% of the proceeds- Please note: For payment of \$600 or more, a 1099 will be issued. A signed W-9 including your Social Security number will be required prior to payment for those receiving \$600 or more.

_____ Receive 50% of the proceeds- Please note: For payment of \$600 or more, a 1099 will be issued. A signed W-9 including your Social Security number will be required prior to payment for those receiving \$600 or more.

_____ Donate 100% of the proceeds to Valley of the Mist Quilters Guild.

Signed: _____ Date: _____

VALLEY OF THE MIST QUILTERS GUILD THANKS YOU FOR YOUR GENEROSITY

For Guild Use Only:

Quilt/Item sold for \$ _____

2019 Valley of the Mist Quilt Show Mini Quilt Form

OLD TOWN TEMECULA OUTDOOR QUILT SHOW Display of Mini Quilts

Mini Quilts: Imagine a "Garden Vignette" with flower boxes and a Mini clothesline filled with your mini quilts! We are going to use this vignette at the entrance to welcome people to the 2019 VOTM Quilt Show, or to say 'thank you' as they leave.

Display Location: Temecula Civic Center Conference Room.

Size: The perimeter of each quilt should measure no more than 48" regardless of shape.

Form Delivery: Karen Wurfel or Ginger Conkling at the August Guild meeting or postmarked by August 4.

Mini Quilt Delivery: Karen Wurfel or Ginger Conkling by the September Guild meeting.

Returned to You: At the November meeting (unless you make other written arrangements on form).

Docent Guild Volunteers: If you choose to display a mini quilt(s), we hope that you would also volunteer to docent for one hour during the show. We would like two docents for each time slot. See the sign-up sheet in the registration area.

Name _____

Cell: _____ **Home:** _____

Email: _____

_____ Number of Mini Quilts to submit for display. Karen or Ginger will set-up the display. There will be a limited number of spaces so we suggest no more than three (3) per person.

Cards will be available to attach to your items at the August meeting.

Please read and acknowledge the following:

I understand that I alone am responsible for the safety and condition of any items I display in the Old Town Temecula Outdoor Quilt Show. I agree to hold harmless the Valley of the Mist Quilters Guild in the event of any damage or theft of my property. I further understand that both the Guild and show attendees will probably photograph my items, as they are displayed in a public place. I hereby grant permission the the Valley of the Mist Quilters Guild to publish any photographs of my work displayed in this show for non-commercial use.

Signed: _____ **Date:** _____

In-Person registration: FORM BROUGHT TO SEPTEMBER 10TH GUILD MEETING.

Mail-in registration: MUST BE POSTMARKED BY 9/10/19 and MAILED TO:

Quilt Registrar
32173 Jubilee Rd.
Winchester, CA 92596

Thank you for your participation in the category for our Quilt Show.

**For more information, contact Karen Wurfel at (661)-733-4037 or email: kjwurfel@gmail.com
Ginger Conkling at (714)-336-7283**

2019 Valley of the Mist Quilt Show Textile Art Form

OLD TOWN TEMECULA OUTDOOR QUILT SHOW Textile Art Form

Textile Arts: wearable art, handbags and totes, weaving, wool appliqué, wool felting, needle elting, textile dolls, needlepoint, embroidery, redwork, table runners, cloth baskets, sashiko, beading on fabric or handbags, woven fabric baskets, umbrellas, basically anything you enjoy doing that involves textiles. You may include either items you made or that you own (made by someone else). Three display options are explained below.

Display Location: Civic Center Conference Room

There are limited tables: Eight individual / group 54" round (First come, first served)

Four individual / group 36" round

Two 6' Community tables (Karen Wurfel & Ginger Conkling will set up.)

Pick up your 3 x 5 cards to label you items at the Quilt Show registration table.

Set Up Time: - for the round tables, you will bring your items and set up your table yourself. Look for your name/group name on the table. Please provide your own tablecloth. You are welcome to decorate your table to enhance the display. Make it pretty and inviting! Framed items should be placed on a stand or propped up safely. A dress form may sit next to your table with your wearable art.

Docent Guild Volunteers: If you choose to display some textile arts, we hope that you would also volunteer to docent for one hour during the show. We would like two docents for each time slot. See the sign-up sheet at the Quilt Show registration table.

_____ 1.) 54" round table for _____ just you; or _____ share it with a friend or two; or _____ share with you friendship group. General types of items (you don't need to list each item).

_____ 2.) 36' round table for _____ just you; or _____ share it with a friend or two; or _____ share with you friendship group. General types of items (you don't need to list each item).

_____ 3.) You may submit single or multiple items on a "Community Table".

Deliver to: Karen Wurfel or Ginger Conkling at the September Guild meeting by the Philanthropy table. **Pick up:** November Guild meeting.

Individual name/ Group name _____

Contact person for group _____

Cell: _____ Home: _____ Email _____

Please read and acknowledge the following:

I understand that I alone am responsible for the safety and condition of any items I display in the Old Town Temecula Outdoor Quilt Show. I agree to hold harmless the Valley of the Mist Quilters Guild in the event of any damage or theft of my property. I further understand that both the Guild and show attendees will probably photograph my items, as they are displayed in a public place. I hereby grant permission the the Valley of the Mist Quilters Guild to publish any photographs of my work displayed in this show for non-commercial use.

Signed: _____

Date: _____

Mail in registration MUST BE mailed (**by Sept. 10, 2019**) to:

Quilt Registrar
32173 Jubilee Rd.
Winchester, CA 92596

2019 Board Members

POSITION	NAME	NAME
<u>Elected Positions:</u>		
PRESIDENT	Janice Quackenbush	
1st VICE PRESIDENT	Shelley Wilson	
2nd VICE PRESIDENT	Tawnya O'Herron	
TREASURER	Maryruth Wilson	
SECRETARY	Annette Fecteau	
WAYS and MEANS	Ellen French	
<u>Appointed Positions:</u>		
ADVERTISING COORDINATOR	Sheryl Eramo	
AMBASSADOR COORDINATOR	Patricia Ogden	
BLOCK OF THE MONTH COORDINATORS	Adrianne Ridder	Shelly McNeely
CHALLENGE QUILT COORDINATOR	Carole Donahoe	
CORRESPONDENCE SECRETARY	Vicki Jensen	
DOOR PRIZE COORDINATOR	Joyce Schmidt	
FABRIC EXCHANGE	Janice Emmerson	Candy Dalton
FACILITY COORDINATOR	Laurie Gonzales	
FRIENDSHIP GROUP COORDINATOR	Linda Bretton	
HOSPITALITY HOSTESS	Laurie Gonzales	
INTERNAL AUDITOR	Lynn Korito	
JUNE FUNDRAISER EVENT	Cindee Ferris	
LIBRARIAN	Laura Haskell	
MEMBERSHIP CHAIRS	Cheri McDowell	Bonnie Pelle
MERCHANDISE COORDINATOR	Diane Anderson	
MONTHLY MINI COORDINATOR	Charlotte Baker	
NEWSLETTER EDITOR	Diane Lapio	
OPPORTUNITY QUILT CHAIR	Candy Dalton	
OPPORTUNITY QUILT MRKTG	Gloria Bachmann	
PARLIAMENTARIAN	Chris Day	
PET BED COORDINATOR	Tawnya O'Herron	
PHILANTHROPY CHAIRS	Lynn Korito	Ida Colvin
PUBLICITY & PUBLIC RELATIONS	OPEN	
PRESIDENTS QUILT	Ellen French	
QUILT SHOW CHAIR	Rita Dominguez	
QUILT SHOW ASSISTANT	Pat Jordan	
RETREAT COORDINATOR, 2019	Jeanette Stevens	
RETREAT COORDINATOR, 2020	Jeanette Stevens	
SCCQG REPRESENTATIVE	Janice Quackenbush	
SOCIAL MEDIA COORDINATOR	Deanna Carpenelli	
SHOW & TELL COORDINATOR	Liz Lehner	
WEBSITE COORDINATOR	Hazel Martinez	
WORKSHOP COORDINATOR	Lupe Barker	



Reminders: Snacks & Door Prizes

Birthday Month	Bring Door Prize	Bring Snack	Monthly Program
January	yes (plus Dec.)	yes (plus Dec)	Speaker
February	yes	yes	Speaker
March	yes	yes	Speaker
April	yes	yes	Speaker
May	yes	yes	Speaker
June	no (bring in Sept.)	no (bring in July) (board members to bring snacks)	Basket Bonanza
July	no (bring in Sept.)	yes (plus June)	Quilters "U"
August	no (bring in Sept.)	yes	Philanthropy Sew
September	yes (plus June-Aug)	no, (bring in October)	Guild Birthday Party
October	yes	yes (plus Sept.)	Speaker
November	yes	yes	Speaker
December	no (bring in Jan.)	No	Holiday Party/Potluck

Monthly Programs & Room Set-Up

Valley of the Mist Quilters Guild Program and Room Set Ups

	January	February	March	April	May	June	July	August	September	October	November	December
Program	Speaker	Speaker	Speaker	Speaker	Speaker	Basket Bonanza	Quilters University	Phil. Sew In	Challenge Quilt	Speaker	Member Showcase	Holiday Party
Block of the Month	yes	yes	yes	yes	yes	no	no	no	yes	yes	yes	no
Challenge Quilt	yes	yes	yes	yes	yes	no	no	no	yes	no	no	no
Charm Squares	yes	yes	yes	yes	yes	no	no	no	yes	yes	yes	no
Door Prizes	yes	yes	yes	yes	yes	no	no	no	yes	yes	yes	no
Library	yes	yes	yes	yes	yes	no	no	no	yes	yes	yes	no
Merchandise Table	yes	yes	yes	yes	yes	no	no	no	yes	yes	yes	no
Monthly Mini	yes	yes	yes	yes	yes	no	no	no	yes	yes	yes	no
Opportunity Quilt	yes	yes	yes	yes	yes	yes	no	no	yes	yes	yes	no
Philanthropy	yes	yes	yes	yes	yes	no	no	no	yes	yes	yes	no
Show and Tell	yes	yes	yes	yes	yes	yes	yes	no	yes	yes	yes	no
Refreshments	yes	yes	yes	yes	yes	yes	yes	yes	yes	yes	yes	yes
						Board provides			Dessert contest			Members Potluck

Hallett's Quilting Service



Long Arm Quilting Services
Bonnie Hallett

1903 Overton Drive
Jasper, Alabama 35504

Phone: 205-265-2776
Cell: 858-735-8329

E-mail: hallettbonnie@gmail.com

Computer Guided pantograph (\$0.01/in)
Custom (\$0.06/in)
Large selection of patterns and thread
Batting available (sold by linear inch)
Other services available

I'd Rather Be Quilt'n
Cell 951-551-7985
Ruth A. O'Neill

Long-Arm Machine Quilting
Custom/Pantographs
Professional Quality Work
40+ Years Sewing Experience

Phone: 951-699-4887

Temecula, CA

Smoke-Free Environment

Quilts of Valor

Norma E. Enfield
P.O. Box 366
Murrieta, CA 92564

We are a 501(c)(3) non-profit organization

Creating Comfort, Love & Respect
for our Veterans, one quilt at a time

(951) 698-8791

quiltingtwin@verizon.net
www.QOVFTemecula.org

Are Your
Housing Needs
Changing?



Tarbell,
REALTORS

If You Are Experiencing:

- An Empty Nest
- An Expanding Family
- A Divorce
- A Relocation
- A Probate

You may have questions about how these life changes can affect your decision to sell your home.



Tarbell,
REALTORS

Adam
PIERSON

(951) 733-4468

AdamP@tarbell.com
CalBRE Lic #02008956



Adriane
RIDDER

(626) 893-5647

AdrianeR@tarbell.com
CalBRE Lic #02008957

Service you deserve. People you trust.

We Can Help You Find The Answers

Together, we can:

- Analyze the Current Value of Your Property
- Determine if This is a Good Time to Sell
- Maximize the Return on Your Investment
- Discuss How to Prepare Your Property for Sale
- Locate Your Next Home
- Consider Options to Keep the Property as a Rental

Don't wait! Call Today for a **FREE Market**
Analysis of your home's value.

COZY Creative CENTER

756 Jamacha Road, El Cajon, CA

Hours:

M-Sat: 10-5:30.

Sun: 12-4.



619-670-0652



CozyQuilt.com

Open 7 days a week

To Advertise in this
Newsletter
Please Contact:
Sheri Eramo
Inerm@aol.com

Fat Quarters Quilt Shop



728 Civic Center Dr.
(formerly Escondido Ave)
Vista, CA 92084
760-758-8308

www.fatquartersquiltshop.com

Monday thru Saturday 10:00 am – 5:30 pm
Closed on Sunday

Over 4000 bolts of the NEWEST fabrics!
Check out our 25% off Daily Sales!

Stop by and be inspired -
Meet your friends at Fat Quarters Quilt Shop!
Quilting the world together one stitch at a time since
1999!

Elaine's Nifty Needle

Longarm Quilting
Custom and
Edge-to-edge
Fast Turnaround

Elaine Giometti
1469 Camino Sueno
Hemet, CA 92545

417-230-1756
cegiometti@verizon.net



Reminders

Valley of the Mist Quilters Guild

27275 Ynez Rd. #435 Temecula, CA 92592

Newsletter Editor: Diane Lapio Website Co-ord.: Hazel Martinez

votmq@yahoo.com

<http://www.valleyofthemistquilters.com>

Follow us on Facebook



MISSION STATEMENT

Formed in 1990, Valley of the Mist Quilters Guild is a non-profit charitable, educational and social organization in the Temecula Valley. We promote the knowledge of, and appreciation for, all aspects of quilting and fiber arts with an active philanthropy program.

Our Meeting Location

Community Recreation Center
30875 Rancho Vista Rd.
Temecula, CA

Exit the 15 Freeway at Rancho California Rd. and go East. Go to Ynez Rd. and turn right. Go to Rancho Vista Rd. and turn Left. The CRC is approximately 1.5 miles on the right-hand side.

Everyone Welcome!



General Meeting, Tuesday, September 10 @ 6:15pm

Board Meeting, Monday, September 16 @ 6:30pm



How many volunteer positions are available in the guild?

