



Baste & Banter



Elizabeth Eastmond, recently retired from teaching English at the collegiate level, is now able to focus her attention on full-time quilting, creative writing, teaching workshops and travel. Having finished in excess of 300 quilts, she is a master in quilting techniques from appliqué, English paper-piecing, free-motion quilting, hand stitching, modern quilting, paper-piecing, wool work and quilt design which she will share with us in her talk and trunk show, “**Abecedary**,” this month.

She likes to include bold colors and all forms of piecing in the design of her quilt patterns, and will demonstrate many of her piecing techniques she has refined over the years in her workshop Saturday May 18th teaching us the Merrion Square.

Elizabeth has multiple degrees from an Associates Degree in Clothing and Construction to a Mastee in Fine Arts in Creative Writing. Please visit her blog Occasional Piece—Quilt, <https://opquilt.com> where, in addition to her experience at SCCQG’s Meet The Teachers conference in April showcasing the many teachers available to us, she provides free patterns with instructions for inspiration.



Tuesday, May 14
6:15, Social Time
6:45-9 Meeting



Inside This Issue

May Program	1
President’s Message	2
2019 Programs	3
Block of the Month	4
New Member Tea & Basket Bonanza	5
Retreat News & ...a request...	6
Challenge Quilt 2019	7
2019 Quilt Show	8
Show & Tell, Merchandise Table Places to go...	9
Quilt Show Boutique.	10
Philanthropy	11&12
Board Members	13
Room Set-up	14
Advertisers	15&16
Reminders	17

President's Message



MAYDAY, MAYDAY, MAYDAY!!! Well okay it's just MAY but there are several important events coming up in May, June and July. First, I want to say "Happy Mother's Day" to all the special mom's in our guild. I know how hard you work for your families and how much they appreciate all you do just like us in the guild. Treat yourself to a personal sewing day (maybe even attend the May workshop!).

Cindy Ferris is well into planning our infamous **Basket Bonanza** and it is getting closer and closer. Yikes it'll be here June 11th which means we really need your donations this month to make it a success. May's meeting is your last opportunity to share those new or gently used items that you decided take up space and you'll never use. Remember one woman's unused stash is another's treasure. I will be bringing a really huge Cargo van with the guild's magnet sign on it. It will be parked in the drop off circle so you can drive up and drop off anything you want so you don't have to carry and then simply go park for the meeting. We're trying to make it easy for you so don't worry about how large or how much you bring, cuz I guarantee the van will hold everything and more. It's so big you can't miss it. I'm hoping to fill it up with your generous donations. Tell your friends to come to our Basket Bonanza—no charge for guests in June! Let's make the **Basket Bonanza** the biggest and best one ever!

Our May meeting features **Elizabeth Eastman** and her lecture/trunk show is entitled **Quilt Abecedary**. For those who have been waiting for a Saturday workshop because of work, here it is.....Elizabeth's workshop is on Saturday, May 18th, featuring a **scrappy patchwork** piece called **Merion Square**. Last time to sign up is at the meeting.

July's meeting is our annual Quilter's University. It's so much fun with so much to learn. **I'm looking for a Chair plus some committee members** to organize this event. I would love to have many different teachers & demonstrations this year to allow you to choose techniques you'd like to learn. Please consider donating your time to organize or teach a class to our membership. If you have a skill that can be taught in 10-15 min, then I'd like to hear from you. Our teachers will present on a rotating round robin format. We already have teachers for embroidery, miter corners for binding and borders, and paper piecing techniques. I am hoping to have at least 10 to 15 stations, Please reach out and sign up for a spot! I always enjoy learning something new and something taught by our own talented members. Please help us make this year's university a huge success.

Thanks for all you do, Happy sewing, Happy Spring !

Janice Quackenbush ♥
Janice.kay@me.com
909-772-5098





2019 Valley of the Mist Quilter's Guild Programs

Linda Schmidt


January 8, 2019

January 9, 2019

Lecture: Short Attention Span Trunk Show

Wednesday Workshop: Miniature Landscape 101

This is a grand quilt and garment show, where Linda will bring about 30 quilts and a few ensembles with an emphasis on artistic techniques, artistry and poetry. Techniques demonstrated in the hands-on workshop include fabric painting, leaf painting, various methods of machine and hand appliqué, machine embroidery, thread painting, use of Solvy and disappearing medium as well as free motion quilting.



Tamara Leberer

February 12, 2019

February 13-14, 2019

Lecture: The Art of Silk Fusion

Midweek Workshop: Silk Fusion and Mosaics

Tamara, from Golden, Colorado, will provide a two-day workshop combining fibers with textile medium producing rich in luxurious shine and color. In this class, the students will create two silk fusion pieces which will then be used to create a mosaic on the second day. The \$60 workshop fee includes: silk tussah fibers, silk hankies, fabric medium, silk threads, Angelina fibers, gold leafing for embellishment, fiberglass screening, brushes and the plastic drop cloths for the fusion process.



Peggy Martin

March 12, 2019

March 16, 2019

Lecture: Enjoying the Journey

Saturday Workshop: Millennium Star

Peggy will teach a quick-strip paper piecing method using assembly-line piecing on fabric strips. Beginners find this method less confusing and easy to learn, while experienced quilters are delighted by this quicker, simplified technique. See her website for photos, and detailed descriptions and supply lists.



Wendy Mathson

April 9, 2019

April 13-14, 2019

Lecture: Storm at Sea - From Traditional to Contemporary

Weekend Workshop: Storm at Sea

In another two-day workshop, Wendy will offer three pattern variations to make using the traditional "Storm at Sea" block, vastly simplified by learning a method of trimming as you sew, using squares and rectangles cut from strips. All patterns are supplied. Students are not required to purchase tools, books or kits.



Elizabeth Eastmond

May 14, 2019

May 18, 2019

Lecture: Art Quilts for the Non-Artist

Saturday workshop: Spectrum 18" Square

Elizabeth's overall philosophy on teaching classes is this: students should go away with at least one new tip, or way of doing something. Some students may even have a finished project, if the chosen class is a mini-quilt or some other small quilt. But generally, it's most important that we quilters share some time together building our community, getting to know the other quilters in our guild, and enjoy the learning and making of a new quilt. This class will use a scrappy, traditional piecing technique to create a small 25" square quilt.



Sue Rasmussen


October 8, 2019

October 12, 2019

Lecture: A Desperate Housewife's Quilt Journey

Saturday Workshop: Curved Paper Pieced Flying Geese

Students immediately move beyond the basic paper pieced geese, by adding a dramatic twist, to design a small quilt (18" x 24") with **curved** flying geese. In this class, you will learn to design, draw, measure and sew the pattern. Sue will discuss, in detail, the many options available for using curved flying geese in borders or as central design elements — opening up new horizons to **curved** paper foundation piecing.



Block of the Month

Block of The Month 2019: Block #5

Hello, it's hard to believe it's already May! We have a great block for you this month – an improv variation on the Churn Dash block. This block isn't due until the September meeting. If you are making a block to turn in then you need this year's focus fabric, Modern Movement by Henry Glass (available at the guild meetings for \$2 per fat quarter.)

The fabrics you need this month are the focus fabric, your coordinating fabric based on the colors in the focus fabric, a gray fabric and a white fabric.

We encourage you to make two blocks, one to enter in the drawing at the guild meeting and one to keep. Also, the Guild's Facebook page should have a post directing you to the YouTube instructions for this block.

Cut list -- For one block:

Focus fabric: one 4½" square

Gray fabric: two 5½" X 5" rectangles

White fabric: two 5½" X 5" rectangles
two 5½" squares

Coordinating-color fabric: two 5½" squares



Photo 2



Photo 3




Photo 4




Photo 5

Assembling the block:


- Let's make the gray and white units. Using the 5½" X 5" rectangles of the gray and the white fabrics, stack the four pieces with the right sides facing up, white on the bottom. You don't need a ruler, just a rotary cutter. Being careful not to cut yourself, make a cut across the 5" width, cutting the longer side roughly in half. See photo 2.
 - Keep the fabric in two stacks, pick one stack and move the top two gray pieces to the bottom of that stack. Now sew these pieces together along the edge you just cut, right sides together. These may not align perfectly, but just match the top edge and sew the seam, adjusting the edge as you sew. Try to keep the seam at ¼", but don't worry the piece is oversized and will be trimmed. The four finished pieces should be approximately 5" square.
 - Now let's make the corner half square triangles. Do the same as with the previous instructions but with the 5½" squares. Stack them right sides up with the white on the bottom and the coordinating fabric on top. Without using a ruler, make a rough diagonal cut from one corner to the opposite (be careful.) See photo 3. As before move the top two pieces from one stack to the bottom and with right sides together sew the diagonal seam.
 - Take the finished pieces and stack as many as you feel comfortable trimming at once (I did four at a time) and even up two adjacent edges. See photo 4. You are going to trim a minimal amount from the two edges you lined up -- just enough to straighten them. Now turn the pieces and using a ruler, square them to 4½" along the other two edges. See photo 5. They should look wonky. Repeat until all these units are 4½"square.
 - Now taking all pieces, arrange them in rows to match the final block. The white faces out on all the edges. See photo 6.
 - Sew each row together, alternating the pressing direction. You do need a scant ¼" seam now. Next, sew the rows together to get the final block. Press
 - Use your 12.5" square-up ruler to check that your block is 12½ X 12½". Repeat to make a second block to keep!
- 
- Photo 6



Photo 6

The winner of the blocks at the April meeting was Glenda Hassler. Congratulations!

Adriane Ridder & Shelly McNeely
Block of the Month Coordinators

2019 New Member Tea



We are happy to announce the 2019 New Member Tea! We want to welcome our new members and invite our current members to join us for an afternoon of friends, food and laughter!

We'll be at Cindy McAlister's home on Saturday, May 4th, 2019 from 11am to 2pm!

Contact Info: Cindy McAlister
southernbellequilts@gmail.com



Basket Bonanza

BASKET BONANZA IS RIGHT AROUND THE CORNER!!

Our June general meeting is dedicated to one of our primary guild fundraisers, which we call the Basket Bonanza. It's sort of like a giant rummage sale of quilting and crafting stuff that our members have culled from their own precious collections. You buy tickets, scope out all the offerings (in baskets, of course), and put your tickets into paper bags in front of each basket. Then the winning tickets are drawn, and you go home, delighted with your haul! Offerings include fabrics, books, patterns, yarn, complete kits, partially completed kits, orphan blocks, sewing machines, rulers, notions of all kinds---the selection is vast. Occasionally you may discover a quilt shop gift certificate buried in your basket's contents!

May is the last month when we can receive your donations, so keep them coming!

There is also a selection of baskets created by various friendship groups, and a silent auction area with bigger stuff, like sewing machines, big floor-standing quilt hoops, etc.

ALSO, bring a bunch of address labels. All we need is your name, but labels are much faster to stick onto your tickets—much faster than writing your name on 70 tickets.

THERE IS NO GUEST FEE FOR THIS EVENT, SO TELL ALL YOUR QUILTY/CRAFTY FRIENDS ABOUT IT, AND THEN PLAN TO BRING THEM! CARPOOL! RENT A VAN! RENT A BUS! JUST GET HERE WITH ALL YOUR FRIENDS!



Retreat News

A **great time** was had by all at the 2019 VOMQG Spring Retreat! In between the laughs, snacks, delicious food, games, door prizes, and fellowship, we did manage to get projects old and new worked on and even completed.

Congratulations to **Sandy Besanson** and **Elaine Turner** for winning the fat quarter games. There were door prizes for all and a grand prize basket too. **Ellen French** was the winner of the grand prize basket! Congrats!!!

The 2020 Spring Retreat is already in the planning stages! It will be the weekend of March 27th - 29th, 2020, at the beautiful Vina de Lestonnac facility. Cost of Retreat is \$350.00 per person, with **payment in FULL due on or before the February 11, 2020 General Meeting**. Also, as a reminder you must be a member in good standing to attend or reserve a space at the Guild Retreats.

We do have a wait list, as the Retreat is FULL. You can add your name to the wait list at the General Meetings. If you signed up and cannot attend, please let us know as soon as possible, so we may contact those on the wait list to fill your spot.

Retreat payments can be made at each monthly Guild meeting. If you are unable to attend monthly meetings, please feel free to mail your payment to: Jeanette Stevens, 45960 Classic Way, Temecula, CA 92592. Make checks payable to VOMQG. Note "Retreat 2020" on memo line.

See you at Guild!

Jeanette Stevens and Elaine Giometti
2020 Retreat Coordinators



A request...

Edna Wright has 5 blocks of the month from last year, and also some scraps of the focus fabric. If you have any of the blocks or focus fabric, please give them to Edna so she can make a philanthropy quilt, or maybe more. She is willing to come pick them up from your house, or you can bring them to the May guild meeting. Phone for Edna is 9516776819



2019 Challenge Quilt

2019 Valley of the Mist Quilt Guild CHALLENGE: "Quilter's Going Wild, appreciating Nature's Wildlife"

Judging Categories:

1. Originality and creativity of design
2. Best use of color
3. Excellence in workmanship

Judging shall be based on the following:

1. The quilt's focus is one or more wildlife creatures.
2. Each member may enter one (1) quilt in the Challenge - show us your best!
3. The quilt is current, completed after September 2018.
4. Size of quilt has no minimum, but maximum size is a 240" perimeter (so all quilts can be displayed during judging and at the Old Town Quilt Show).
5. The quilt is made of our fave medium - fabrics, either by hand or machine, sandwiched with batting, and quilted by hand, domestic or long-arm machine.
6. The quilt is labeled with quilter's name and date. The label shall be covered at judging time, using blue painter's tape preferred.
7. Quilter shall sign up to enter the Challenge, with the Challenge Coordinator Carole Donahoe at any Guild Meeting from February until August 2019, or by email to caroledonahoe@icloud.com.
8. Quilter shall have fun and enjoy challenging fellow quilters!



2019 Valley of the Mist Quilt Show

The Quilt Show Committee continues to work hard to make this year's Quilt Show a success. Our marketing bookmarks were introduced at the April meeting and we hope you were able to take some with you to help spread the word. The two-day event will begin Friday, October 4th (6:30- 8:30 pm) with an **Eleanor Burns 40 Fabulous Years of Quilting show**. If you haven't seen her show, you're in for a special evening of entertainment. I recently met a quilter from Orange Country and she mentioned she heard we had Eleanor's show coming to our guild. She had already seen the show and told me it was absolutely hilarious and definitely worth seeing. The word is getting out! The tickets for the show are \$20 for members and \$25 for non-members. The bookmark was designed to target the public so the \$25 price was used, but the price for members is \$20. Here's a summary of the volunteer opportunities for the Quilt Show:

- **Quilt donations are needed** for the auction and we hope you'll consider donating an auction quilt. There are options to provide full donation or receive back 50% or 25% (new this year) of the sale price. These options will help you recover some of the expense of making a quilt. You can also choose to set a minimum price so if it doesn't sell for the minimum set, we won't sell it and you'll receive the quilt back.
- **Handmade items are needed for our Boutique**. We hope you consider helping us in making handmade items and also attend the June 15th boutique sew-in day. Contact **Shelly Wilson** or **Karen Wurfel** for addition information or review the newsletter article about the boutique sew-in day.
- Volunteer to help in a variety of ways during the day of the Quilt Show on October 5th. There are many opportunities to work during the Quilt Show. As we get closer, **Janine Anderson** will have a sign-up sheets at guild meetings. Save the date so you can help!
- Participate in displaying your quilts all over Old Town during the Quilt Show. It's an amazing display of quilts if you haven't seen it yet. We need lots of quilts to fill the store fronts and balconies. These would be quilts you've already made and you would be responsible for hanging and retrieving your quilts or ask for help if needed. Please plan on helping us deck out Old Town.
- Participate in the Quilt Walk where we make arrangements with stores that wish to display theme related quilts in their stores from 9/21-10/5. Contact **Sheryl Eramo** for additional information.
- Participate in the Fiber Arts Display and Demonstrations. This event was a huge success last year and will be again this year. Contact Virginia Conkling for additional volunteer information.
- There are opportunities to display quilts in the **Grace Mellman Library** showcases. There are some specific qualifications and so it's best to contact **Paula McGaugh** if you're interested.
- If you know a business or someone who might be willing to sponsor our Quilt Show, please contact Laurie Gonzalez directly. She is looking for sponsors and can help explain this process.

The next Quilt Show meeting is schedule on **Friday May 17th at 1:00 pm** in the **Grace Mellman Library**. Everyone is welcomed even if you're just curious about the show!

We really appreciate your help.
Happy Quilting

Rita and Pat



Show & Tell

Thank you all for the many quilts that you showed last month. It was a thrill to see them. An important part of our monthly meetings is our inspirational Show & Tell. For those that are new to our guild - close to the end of our meetings, members are invited to show off their newly finished or older (especially if it's been a long time since we've seen it) quilts. The number one "most interesting and fun" agenda item that remains top on the list of the comments received by members is the Show & Tell. We all love seeing our members' projects (finished or unfinished). Remember that we are all at different levels of quilting and every quilt will be an inspiration to someone.

We have tables in the back where we would like you to lay out your quilts that you will be showing, so all can see them before the meeting and at break. When it's time to Show & Tell, just pick up your quilt (s) and line up close to the stage steps. Please tell everyone your name and anything interesting about your quilt when showing (add the quilter's name). We will help hold your quilt so you can be free to show it off!

For May, please bring **Cinco de Mayo**, or **Mother's Day**.

Remember, we always like to see your recently completed quilts regardless of the theme of the month. Next month, June, we encourage you to bring summertime, vacation, graduation quilts, or Father's Day.

Looking forward to seeing you,
Elizabeth Lehner



Merchandise Table

Thanks to everyone who stopped by the merchandise table in April. We had a total of 38 people buy tickets for a total of \$148.

Please continue to bring us your unwanted or unneeded items so we can re-stock for the fall months. See you at the table in May.


Diane and Darlene



Places to go, Quilts to see!

We'd like to invite you to join us at the **Temecula Valley Museum** for a fun, informative event, **African Inspired Fabrics**, Saturday, May 25th at 11am. Please register thru the link below:

http://www.temeculavalleymuseum.org/special_events/



**The Chula Vista Quilters Guild proudly presents the
Chula Vista Quilt Show
May 3 & 4, 2019**

10am to 4pm

chulavistaquiltersguild.weebly.com

Community Congregational Church Meeting Room

276 "F" St

Chula Vista, CA 91910

Enter back near intersection Church Ave and Center St, look for signs for show parking

Only a \$5 donation!

- ❖ Over 150 traditional and contemporary quilts, wall hangings, and wearables made by local artists
- ❖ Special Exhibit CVQG Youth Group
- ❖ Hoffman Challenge Traveling exhibit "SHINE-ON"
- ❖ Specialty Vendors
- ❖ Sew & Craft Booth
- ❖ Raffle Baskets
- ❖ Door prizes awarded every half hour
- ❖ Food truck and lunch area on site

**Quilt Show
Boutique**

WANTED: VARIED BOUTIQUE ITEMS
WHEN: OCTOBER 5, 2019 QUILT SHOW
CONTACT: Shelley Wilson - 951-834-3345
Karen Wurfel – 661-733-4037

This year we are expanding the guild boutique at the quilt show in October. In addition to small quilts and table runners, we are hoping to include your handmade holiday ornaments and any other items you wish to donate. As has been done in the past, you will have the opportunity to price your items and receive up to 50% in return. We will be holding a boutique workshop for a fun "sew-in" to make decorations, household items and handmade accessories for sale. Some kits and patterns will be provided, or bring your own!



**YOU ARE INVITED TO A
BOUTIQUE WORKDAY**

**SATURDAY JUNE 15 – 10:00-4:00
Glen Oaks Clubhouse
40101 De Portola Rd
Temecula, CA 92592**



Bring your own project or complete one of the provided projects.

Please sign up to come, share your ideas, or request a kit to take home. Watch for more information.

Philanthropy

A big thank you to everyone who helps us do the philanthropic work of the guild, even if that means you pick up one pillowcase kit and sew it together for us. We appreciate your help! If you ever feel like coming to our Saturday Work Day, we'd love to have you. Here's the poop on the when-and-where:

SATURDAY PHILANTHROPY WORKDAY
MAY (TBD), 2019, 10AM-3PM
AT THE TEMECULA ASSISTANCE LEAGUE
28720 VIA MONTEZUMA, TEMECULA 92590

We typically meet the last Saturday of every month, with few exceptions. March was one of those exceptions, since the day was in the middle of the guild's retreat, and all of the people who would have picked up bins, etc. were at that retreat. **Also, in November we will meet the Saturday BEFORE Thanksgiving.**

We got a whole lot of pillowcase kits assembled at the retreat, and please note that **now we also have a few very easy quilt kits also** for your sewing pleasure. These are available to be checked out at the back of the room where we have all the rest of our stuff—quilts for quilting, quilts for binding, and pillowcase kits.

Big thanks to Candy Flory-Barnes for her personal pillowcase and quilt production for philanthropy!

We spent a combined total of 16 hours tidying and organizing the storage unit in April. Now we know what we have to use and where it all is! Big thanks to Todd, a family friend of Ida Colvin's, who was our dedicated muscle.

We are thinking hard about the organization of the August sew-in. If you are new to the guild, our August general meeting is a big Philanthropy Sew-In. We've done a lot of different things with the Sew-In in the past, so we're giving it a lot of thought in order to maximize our production that night. While the Mile-A-Minute was a lot of fun, and everyone learned a new use for smallish scraps, the fact is that Mile-A-Minute takes seemingly forever to get to visible production stage. So we will probably be planning to do something that generates blocks much faster this time around. **We encourage you to disregard any vacation plans, and stay in town to participate!** It's a lot of fun.

If you have an urge to help us on your own, and want to provide fabric for pillowcases, the standard pillowcase kit contains the following: **$\frac{3}{4}$ yard for the body, $\frac{1}{4}$ yard for the cuff, and a 3" strip for the accent.** **NOTE: these are all selvage-to selvage measurements.** If you donate two separate yards of coordinating fabric, we can always provide the accent strips, and get two pillowcases from your donation. And guess who has ideal coordinating fabrics? Cindee Ferris's new shop, **Between Stitches**, down in Old Town Temecula! We will accept any size quilt, of course, but there remains an on-going need for manly sort of twin-size bed quilts, as well as **BOY QUILTS**. The reason for this need is fairly simple: women quilters tend to buy the kind of fabrics they like, which are very often feminine colors and florals. So people tend not to have stashes of fabrics that might appeal to boys. When we say "boy quilts," we're talking little boy, between the ages of, say, 5-12. These quilts do not need to be made of car and truck or dinosaur fabrics, although those are always appropriate, but just definitely not girly. Colors that are always good are green, blue, yellow, red. You can throw in some purple. **Twin size minimums are 64" x 80"+.** We're not trying to be hardcore and rigid, we just want them to fit on a twin size bed. That said, again, we certainly accept quilts of other sizes.



Philanthropy, con't.

We continue to accept donations of items for the formerly homeless vets out at March ARB. Their needs are ground-up: they pretty much need everything. Your generosity in the past has been touching, and very much appreciated by the vets themselves as well as the folks at U.S. Vets who try so hard to help these veterans return to the world. Here's a brief list of the kinds of things they can always use:



- Twin size sheet sets
- Pillows (standard size, new please)
- Individually packaged toothbrushes
- Toothpaste
- Deodorant
- Razors, shave cream, after-shave
- Bath mats
- Pots and pans
- Shower curtains
- Towels, both bath and kitchen
- Socks
- Quilts, twin size



If you have any ideas as to where we might be able to donate our quilts or pillowcases, please give us as much information as you can: name of organization, what they do (whom they serve), a contact name, and a phone number.

Thanks for helping make a difference in the lives of those less fortunate.

Ida Colvin, Lynn Korito, and Ellen French, Philanthropy



Just a friendly reminder...

Let's Take Care of Each Other

At a previous meeting, one of the vehicles in the parking lot was, unfortunately, broken into and some items were taken.

Let's be aware of our surroundings and keep an eye out for each other as we move through the parking lot. Please remember to lock your vehicle. Thank you for your consideration.

2019 Board Members

POSITION	NAME	NAME
<u>Elected Positions:</u>		
PRESIDENT	Janice Quackenbush	
1st VICE PRESIDENT	Shelley Wilson	
2nd VICE PRESIDENT	Cindy McAlister	
TREASURER	Maryruth Wilson	
SECRETARY	Annette Fecteau	
WAYS and MEANS	Ellen French	
<u>Appointed Positions:</u>		
ADVERTISING COORDINATOR	Sheryl Eramo	
AMBASSADOR COORDINATOR	Patricia Ogden	
BLOCK OF THE MONTH COORDINATORS	Adrienne Ridder	Shelly McNeely
CHALLENGE QUILT COORDINATOR	Carole Donahoe	
CORRESPONDENCE SECRETARY	Vicki Jensen	
DOOR PRIZE COORDINATOR	Joyce Schmidt	
FABRIC EXCHANGE	Janice Emmerson	Candy Dalton
FACILITY COORDINATOR	Laurie Gonzales	
FRIENDSHIP GROUP COORDINATOR	Linda Bretton	
HOSPITALITY HOSTESS	Laurie Gonzales	
INTERNAL AUDITOR	Lynn Korito	
JUNE FUNDRAISER EVENT	Cindee Ferris	
LIBRARIAN	Laura Haskell	
MEMBERSHIP CHAIRS	Cheri McDowell	Bonnie Pelle
MERCHANDISE COORDINATOR	Diane Anderson	
MONTHLY MINI COORDINATOR	Charlotte Baker	
NEWSLETTER EDITOR	Diane Lapio	
OPPORTUNITY QUILT CHAIR	Candy Dalton	
OPPORTUNITY QUILT MRKTG	Gloria Bachmann	
PARLIAMENTARIAN	Chris Day	
PET BED COORDINATOR	Tawnya O'Herron	
PHILANTHROPY CHAIRS	Lynn Korito	Ida Colvin
PUBLICITY & PUBLIC RELATIONS	OPEN	
PRESIDENTS QUILT	Ellen French	
QUILT SHOW CHAIR	Rita Dominguez	
QUILT SHOW ASSISTANT	Pat Jordan	
RETREAT COORDINATOR, 2019	Jeanette Stevens	
RETREAT COORDINATOR, 2020	Jeanette Stevens	
SCCQG REPRESENTATIVE	Janice Quackenbush	
SOCIAL MEDIA COORDINATOR	Deanna Carpenelli	
SHOW & TELL COORDINATOR	Liz Lehner	
WEBSITE COORDINATOR	Hazel Martinez	
WORKSHOP COORDINATOR	Lupe Barker	



Reminders: Snacks & Door Prizes

Birthday Month	Bring Door Prize	Bring Snack	Monthly Program
January	yes (plus Dec.)	yes (plus Dec)	Speaker
February	yes	yes	Speaker
March	yes	yes	Speaker
April	yes	yes	Speaker
May	yes	yes	Speaker
June	no (bring in Sept.)	no (bring in July) (board members to bring snacks)	Basket Bonanza
July	no (bring in Sept.)	yes (plus June)	Quilters "U"
August	no (bring in Sept.)	yes	Philanthropy Sew
September	yes (plus June-Aug)	no, (bring in October)	Guild Birthday Party
October	yes	yes (plus Sept.)	Speaker
November	yes	yes	Speaker
December	no (bring in Jan.)	No	Holiday Party/Potluck

Monthly Programs & Room Set-Up

Valley of the Mist Quilters Guild Program and Room Set Ups

	January	February	March	April	May	June	July	August	September	October	November	December
Program	Speaker	Speaker	Speaker	Speaker	Speaker	Basket Bonanza	Quilters University	Phil. Sew In	Challenge Quilt	Speaker	Member Showcase	Holiday Party
Block of the Month	yes	yes	yes	yes	yes	no	no	no	yes	yes	yes	no
Challenge Quilt	yes	yes	yes	yes	yes	no	no	no	yes	no	no	no
Charm Squares	yes	yes	yes	yes	yes	no	no	no	yes	yes	yes	no
Door Prizes	yes	yes	yes	yes	yes	no	no	no	yes	yes	yes	no
Library	yes	yes	yes	yes	yes	no	no	no	yes	yes	yes	no
Merchandise Table	yes	yes	yes	yes	yes	no	no	no	yes	yes	yes	no
Monthly Mini	yes	yes	yes	yes	yes	no	no	no	yes	yes	yes	no
Opportunity Quilt	yes	yes	yes	yes	yes	yes	no	no	yes	yes	yes	no
Philanthropy	yes	yes	yes	yes	yes	no	no	no	yes	yes	yes	no
Show and Tell	yes	yes	yes	yes	yes	yes	yes	no	yes	yes	yes	no
Refreshments	yes	yes	yes	yes	yes	yes	yes	yes	yes	yes	yes	yes
						Board provides			Dessert contest			Members Potluck



Please Support Our Advertisers



Hallett's Quilting Service



Long Arm Quilting Services
Bonnie Hallett

1903 Overton Drive
Jasper, Alabama 35504

Phone: 205-265-2776
Cell: 858-735-8329

E-mail: hallettbonnie@gmail.com

Computer Guided pantograph (\$0.01/in)
Custom (\$0.06/in)
Large selection of patterns and thread
Batting available (sold by linear inch)
Other services available

COZY Creative CENTER

756 Jamacha Road, El Cajon, CA

Hours:

M-Sat: 10-5:30.
Sun: 12-4.



619-670-0652



CozyQuilt.com

Open 7 days a week

Are Your
Housing Needs
Changing?



Tarbell,
REALTORS

If You Are Experiencing:

- An Empty Nest
- An Expanding Family
- A Divorce
- A Relocation
- A Probate

You may have questions about how these life changes can affect your decision to sell your home.



Tarbell,
REALTORS

Adam
PIERSON

(951) 733-4468

AdamP@tarbell.com
CalBRE Lic #02008956



Adriane
RIDDER

(626) 893-5647

AdrianeR@tarbell.com
CalBRE Lic #02008957

Service you deserve. People you trust.



**Don't wait! Call Today for a FREE Market
Analysis of your home's value.**

* If your home is listed, please disregard this notice.
It is not intended to solicit other brokers listings.

I'd Rather Be Quilt'n
Cell -951-551-7985
Ruth A. O'Neill

Long-Arm Machine Quilting
Custom/Pantographs
Professional Quality Work
40+ Years Sewing Experience

Phone: 951-699-4887

Temecula, CA

Smoke-Free Environment



Quilts of Valor

Norma E. Enfield

P.O. Box 366

Murrieta, CA 92564

We are a 501(c)(3) non-profit organization

Creating Comfort, Love & Respect
for our Veterans, one quilt at a time

(951) 698-8791

quiltingtwin@verizon.net

www.QOVFTemecula.org



**To Advertise in this
Newsletter
Please Contact:
Sheri Eramo
Inerm@aol.com**

Fat Quarters Quilt Shop



728 Civic Center Dr.
(formerly Escondido Ave)
Vista, CA 92084
760-758-8308

www.fatquartersquiltshop.com

Monday thru Saturday 10:00 am – 5:30 pm
Closed on Sunday

Over 4000 bolts of the NEWEST fabrics!
Check out our 25% off Daily Sales!

Stop by and be inspired -
Meet your friends at Fat Quarters Quilt Shop!
Quilting the world together one stitch at a time since
1999!

Elaine's Nifty Needle

Longarm Quilting
Custom and
Edge-to-edge
Fast Turnaround

Elaine Giometti
1469 Camino Sueno
Hemet, CA 92545

417-230-1756
cegiometti@verizon.net



Reminders

Valley of the Mist Quilters Guild

27275 Ynez Rd. #435 Temecula, CA 92592

Newsletter Editor: Diane Lapio Website Co-ord.: Hazel Martinez

votmq@yahoo.com

<http://www.valleyofthemistquilters.com>

Follow us on Facebook



MISSION STATEMENT

Formed in 1990, Valley of the Mist Quilters Guild is a non-profit charitable, educational and social organization in the Temecula Valley. We promote the knowledge of, and appreciation for, all aspects of quilting and fiber arts with an active philanthropy program.

Our Meeting Location

Community Recreation Center
30875 Rancho Vista Rd.
Temecula, CA

Exit the 15 Freeway at Rancho California Rd. and go East. Go to Ynez Rd. and turn right. Go to Rancho Vista Rd. and turn Left. The CRC is approximately 1.5 miles on the right-hand side.

Everyone Welcome!



General Meeting, Tuesday, May 14 @ 6:15pm.

Board Meeting, Monday, May 20 @ 6:30pm.



What is the member pricing for the Eleanor Burns "40 Fabulous Years of Quilting" Evening?

